

DEPARTMENT OF
ECOLOGY
State of Washington

Model Toxics Control Accounts Biennial Report of Expenditures

2017-19 Biennium

November 2019

Publication 19-09-045

Publication and Contact Information

This document is available on the Department of Ecology's website at:
<https://fortress.wa.gov/ecy/publications/summarypages/1909045.html>

For more information contact:

Toxics Cleanup Program

P.O. Box 47600

Olympia, WA 98504-7600

Phone: 360-407-7170

Washington State Department of Ecology — www.ecology.wa.gov

- Headquarters, Olympia 360-407-6000
- Northwest Regional Office, Bellevue 425-649-7000
- Southwest Regional Office, Olympia 360-407-6300
- Central Regional Office, Union Gap 509-575-2490
- Eastern Regional Office, Spokane 509-329-3400

To request ADA accommodation including materials in a format for the visually impaired, call Ecology at 360-407-7170 or visit <https://ecology.wa.gov/accessibility>.

People with impaired hearing may call Washington Relay Service at 711.

People with speech disability may call TTY at 877-833-6341.

Model Toxics Control Accounts Biennial Report of Expenditures

2017-19 Biennium

Toxics Cleanup Program
Washington State Department of Ecology
Olympia, Washington

November 2019
Publication No. 19-09-045

This page intentionally left blank.

Table of Contents

	<u>Page</u>
List of Figures, Maps, and Photos	vii
List of Tables	vii
Acronyms and Abbreviations	xiii
Glossary	xvi
Acknowledgements	1
Executive Summary	3
Summary of Chapter 1: Purpose of this report.....	3
Summary of Chapters 1 and 2: MTCA drives cleanups	4
Summary of Chapter 3: Revenues and expenditures for the MTCA accounts	5
Summary of Chapter 4: Investments and expenditures for MTCA accounts and other state funding	6
Summary of Chapter 5: How many cleanup sites does Washington have?	6
Summary: Successful MTCA outcomes found across Washington.....	7
Chapter 1: Introduction	9
Why Ecology produces this report	9
How this report is organized	10
The Model Toxics Control Act: Celebrating 30 years of a healthier environment	11
Purpose of the Model Toxics Control Act.....	12
Washington’s Department of Ecology: Why it matters	13
10 of 11 Ecology programs received MTCA funding during the 2017–19 biennium	14
A total of 11 state agencies received MTCA funding in the 2017–19 biennium.....	16
Private and federal cleanups indirectly link to MTCA accounts.....	17
Ecology produces 4 recurring financial reports about cleanups	17
Ecology’s affordable housing report in 2018.....	19
Chapter 2: The MTCA Cleanup Process	21
What is a cleanup?.....	21
Steps in the formal MTCA cleanup process.....	22
Three options for conducting a MTCA cleanup.....	25
Independent and formal cleanup options in detail.....	26
Tracking the details in Ecology’s Integrated Site information System	28
Find out what’s happening with a cleanup	31
Laws and liability	35

How can the public can get involved in the cleanup process?39

MTCA SUCCESS IN COWLITZ COUNTY Public participation informs Reynolds Cleanup Plan, supports redevelopment, and protects Columbia River42

MTCA SUCCESS STATEWIDE Leading the way with updated rules, tools, and climate change guidance.....44

MTCA SUCCESS STATEWIDE Revising tools to match the new Underground Storage Tank rule46

MTCA SUCCESS AT UW TACOMA CAMPUS Monitoring wells help define contamination, vapor intrusion not a public health concern in buildings.....47

Figure 11: University of Washington Tacoma Campus. Photo credit: PCS Structural Solutions, 200448

MTCA SUCCESS IN GRAYS HARBOR, THURSTON, AND KING COUNTIES Cleaning up illegal toxic drug labs49

Chapter 3: MTCA Accounts.....51

Many purposes for the MTCA accounts.....52

Where the revenue came from during the 2017–19 biennium53

How Ecology and ten other state agencies used the MTCA accounts during the 2017–19 biennium57

The Legislature determines how the MTCA accounts are distributed59

Changes to the MTCA program for the 2019–21 biennium.....81

MTCA SUCCESS STATEWIDE Good news about flame retardants in children’s products and the Better Brakes Law83

MTCA SUCCESS STATEWIDE Protecting firefighter instructors and others from harmful carcinogens.....86

MTCA SUCCESS IN GRAYS HARBOR COUNTY, PACIFIC COUNTY, AND STATEWIDE Reducing lead exposure, helping families88

MTCA SUCCESS IN KING COUNTY Enforcing dangerous waste laws at Total Reclaim..90

Chapter 4: State Funding of MTCA Site Cleanups.....93

Sources of information Ecology used to prepare this chapter93

Types of state expenditures made on remedial actions94

Funds used during the 2017–19 biennium to conduct remedial actions at sites.....95

Ecology spent \$40 million less on cleanup in 2017–19 than reported in the 2015–17 biennium. Here’s why:97

Percentage of direct site-specific cleanup investments made during the 2017–19 biennium that funded actions at highly-ranked sites.....97

Types of remedial actions started and/or completed in 2017–1998

How much did Ecology spend in the various project phases of remedial actions in 2017–19?.....100

Ecology-supervised, and Independent Remedial Action Grants and Loans, provided to local governments during the 2017–19 biennium..... 102

Site Hazard Assessment Grants provided to local governments during the 2017–19 biennium 105

Integrated Planning Grants provided to local governments during the 2017–19 biennium. 105

Public Participation Grants provided during the 2017–19 biennium 107

Why were no grants awarded for Area-wide Groundwater projects during the 2017–19 biennium? 107

Why were no grants awarded for Safe Drinking Water Action Grants during the 2017–19 biennium? 107

Direct investments at sites where Ecology conducted or contracted for remedial actions.. 108

Cost recovery from potentially liable parties and voluntary cleanup customers: here’s how it works 111

How much did we cost-recover in the 2017–19 biennium? 112

MTCA SUCCESS STATEWIDE Spill response equipment and training grants 114

MTCA SUCCESS STATEWIDE Municipal Stormwater Capacity Grants help 120 communities keep toxics out of our waterways..... 116

MTCA SUCCESS IN WENATCHEE Wenatchee’s waterfront transformation continues thanks to grant funding and hands-on involvement 118

MTCA SUCCESS IN THE WENATCHEE RIVER BASIN Investigating sources of PCBs and DDT with innovative technique..... 120

MTCA SUCCESS IN ISSAQUAH Tackling emerging contamination concerns head-on.. 122

MTCA SUCCESS IN THE TRI-CITIES Forewarned is forearmed: Predicting ozone pollution..... 123

Chapter 5: Hazardous Sites List 125

Three observations since we began producing the HSL in 1990 125

How Ecology prepared information for this chapter 126

Hazardous Sites List in detail 126

We’ve added about 79 new sites to the HSL each year..... 126

How many sites are on the Hazardous Sites List today? 128

Hazard waste rankings for sites on the HSL..... 128

How do we prioritize these cleanups? 129

Here’s where sites on the HSL are located..... 130

What types of sites are on the Hazardous Sites List?..... 133

MTCA SUCCESS STATEWIDE UST program keeps fuel safely stored underground..... 135

MTCA SUCCESS STATEWIDE Web Reporting makes it easier to track cleanups 136

MTCA SUCCESS IN KENT Cleaning up legacy pollution at B.S.B Diversified 137

MTCA SUCCESS IN OLYMPIA Washington Conservation Corps supports response to Olympia Brewery oil spill 139

MTCA SUCCESS STATEWIDE Affordable housing another benefit of cleanups 141

MTCA SUCCESS AT PORT OF EVERETT Dredging project at former sawmill a win-win for business and environment..... 143

Conclusion 147

 Maximizing our efforts, working together, and changing lives 147

References and Resources 149

Appendix A: MTCA Biennial Reporting requirements (RCW 70.105D.030(6))..... A-1

Appendix B: Summary of Content Found in Appendices C-G..... B-1

 What are remedial action grants and loans? B-1

 Types of remedial action grants or loans available B-1

 Ecology Conducted and/or Contracted Site Work Expenditures (Appendix E)..... B-3

 Public Participation Grants (Appendix F) B-3

Appendix C: Remedial Action Grants (RAG) Financial Table C-1

Appendix D: Integrated Planning Grants (IPG) Financial Table..... D-1

Appendix E: Ecology-Conducted and/or Contracted Site Work Financial Table..... E-1

Appendix F: Public Participation Grants (PPG) Financial Table..... F-1

Appendix G: Site Hazard Assessment (SHA) Grants Financial Table G-1

Appendix H: Hazardous Sites List (HSL) Information as of June 30, 2019 H-1

List of Figures, Maps, and Photos

	<u>Page</u>
Figure 1: Pacific Terminal and cranes at the former Weyerhaeuser Mill A site at the Port of Everett. An interim action that removed contaminated sediment from the in-water environment allowed the Port to move forward with a marine terminal enhancement, resulting in improved navigational access to Pacific Terminal. Read the story on p.143. Photo credit: Andy Kallus, Washington State Department of Ecology, 2013.....	7
Figure 2: Contaminated site cleanups by the numbers as of June 30, 2019. Ecology and our cleanup partners have completed more than 7,100 cleanups in Washington state since MTCA became law in 1989.....	8
Figure 3: More than 3 billion gallons of fuel are stored underground in Washington. The Toxics Cleanup Program works to ensure the tanks are installed, managed, and monitored, so the fuel is safely stored until it is ready to use. Photo credit: Creative Commons.....	14
Figure 4: Steps in the formal MTCA cleanup process. Comment periods can be combined. They only apply: a) to sites being cleaned up by Ecology (through contractors) or by responsible persons under an order or decree; or b) when a site is being de-listed from the Hazardous Sites List.....	24
Figure 5: Administrative options for cleanup. Options include: 1) independent cleanups by property owners, on their own or with technical assistance from Ecology or the Pollution Liability Insurance Agency (PLIA); 2) Ecology-supervised cleanups by potentially liable persons under an agreed order, consent decree, or enforcement order; or 3) Ecology-conducted cleanups. ...	25
Figure 6: Ecology’s ISIS database comprises sites on the Confirmed and Suspected Contaminated Sites List, Hazardous Sites List, and No Further Action List.....	29
Figure 7: Status of cleanup sites in Washington state as of June 30, 2019.....	34
Figure 8: Progression of site status since the mid-1990s. Not reflected in the graph is the 1% of sites that are being monitored (201 sites), reported cleaned up (5 sites), or tracked by EPA (20 sites) as of June 30, 2019.....	34
Figure 9: The former Reynolds Aluminum Smelter Site includes more than a mile of Columbia River frontage in the Longview industrial area. The cleanup plan finalized in 2018 will support economic redevelopment and protect adjacent aquatic resources. Photo credit: Washington State Department of Ecology.....	43
Figure 10: Construction for the University of Washington campus at the intersection of S. 19th St. and Pacific Ave. in Tacoma. Photo credit: Tacoma News Tribune, Russ Carmack, staff file, 1995.....	47
Figure 11: University of Washington Tacoma Campus. Photo credit: PCS Structural Solutions, 2004.....	48
Figure 12: One of the illegal marijuana growing operations busted during Operation Green Jade in 2017. Ecology’s biggest environmental concerns included collecting and containing huge amounts of fertilizers and pesticides to prevent environmental damage. Photo credit: Washington State Department of Ecology.....	49
Figure 13: Washington State Department of Ecology spill responders Shawn Zaniewski, Corey King, Courtney Serad, and Geoff Baran after a hard day’s work collecting, categorizing and containing illegal drug chemicals in Operation Green Jade in Grays Harbor, Thurston and King	

counties in November 2017. They collected more than 1,000 bags and containers of hazardous materials. Photo credit: Washington State Department of Ecology.....50

Figure 14: In 1970, the Washington State Legislature in Olympia created the Department of Ecology to maintain and improve our state’s environmental health. Photo credit: Russ McMillan, Washington State Department of Ecology, 201751

Figure 15: Primary sources of revenue during the 2017–19 biennium.....54

Figure 16: Ecology’s product testing program has shown that recent laws restricting the use of toxic flame retardants in products like children’s furniture, play tents, and tunnels are successfully reducing the use of these chemicals.83

Figure 17: Washington’s Better Brakes Law restricts the use of toxic chemicals (primarily copper) in brake pads. Based on this law, manufacturers signed a memorandum of agreement with the U.S. Environmental Protection Agency to adopt national standards making all brakes sold in the U.S. compliant with our state’s copper restriction. Photo credit: Washington State Department of Ecology.....85

Figure 18: Before and after. Dirty turnout gear immediately after live fire training is sent out to be cleaned. The MTCA-funded service removes harmful soot and chemicals that reduces firefighters’ exposure to carcinogens. Photo credit: Fire Training Academy.....87

Figure 19: Elmer Diaz, Toxicologist, and Araceli Mendez, Elevated Blood Lead Case Manager from the Department of Health Division of Environmental Public Health, conduct a home investigation for potential lead exposures in home of child with elevated blood lead level in Raymond, WA, Pacific County July 2017. Photo credit: Washington State Department of Health88

Figure 20: In 2017, flat screen televisions and monitors had been illegally stored by Total Reclaim on King County’s Harbor Island, which led to a \$67,500 penalty. E-waste is a term that includes flat screen monitors, smartphones, tablets, laptop and notebook computers, and televisions. These products contain heavy metals known to be toxic to human health and the environment, including mercury, lead, and cadmium. Photo credit: Washington State Department of Ecology (2017).91

Figure 21: Remedial Action Grants and Loans expenditures by county (July 2017 to June 2019), which include Ecology-supervised and independent grants. See Appendix C for details..... 102

Figure 22: Remedial Action Grants and Loans expenditures by legislative district (for Ecology-supervised and independent grants) (July 2017 to June 2019). See Appendix C for details... 103

Figure 23: Close-up view of Figure 22. Remedial Action Grants and Loans expenditures in Puget Sound by legislative district (for Ecology-supervised and independent grants) (July 2017 to June 2019). See Appendix C for details. 104

Figure 24: Integrated Planning Grant expenditures by county and legislative district (July 2017 to June 2019). See Appendix D for details, including award biennium and grant descriptions..... 106

Figure 25: Ecology-conducted or contracted site work by counties (2017–19 biennium). Note that the map identifies only those investments unique to counties. See Appendix E for a breakdown of all Ecology-conducted or contracted work that includes statewide cleanup efforts..... 108

Figure 26: Ecology-conducted or contracted site work statewide by legislative district (2017–19 biennium)..... 109

Figure 27: Ecology-conducted or contracted site work in Puget Sound by legislative district (2017–19 biennium). 110

Figure 28: Ecology spill equipment and training grants pay for various types of equipment including respirators that keep first responders safe when they must come into contact with hazardous materials. Photo credit: Washington State Department of Ecology 114

Figure 29: Classroom training for emergency responders in Chelan County funded by Ecology spills equipment and training grants. Photo credit: Washington State Department of Ecology. 115

Figure 30 at left: West Pierce County Fire & Rescue received on-water, grant-funded training by spills equipment and training grants. Photo credit: Washington State Department of Ecology. 115

Figure 31 at right: Through the MTCA accounts, Ecology has funded spill response equipment and training across the state 115

Figure 32: Example of bi-lingual outreach materials developed and distributed by Central Washington communities. 116

Figure 33: Thurston County employees participate in a spill response training. Photo credit: Washington State Department of Ecology 117

Figure 34: City of DuPont staff clean and monitor catch basins using new tracking software. Photo credit: Washington State Department of Ecology 117

Figure 35 at left: Site before the environmental assessment and cleanup of the former Public Works yard in Wenatchee, Washington. Photo credit: Washington State Department of Ecology, 2010. 118

Figure 36 at right: Artist’s rendering of Hilton Garden Inn on the banks of the historic Columbia River in Wenatchee, Washington. The hotel opened in June 2019. Credit: Hilton Garden Inn 118

Figure 37: Before construction could begin on the new Wenatchee hotel, cleanup contractors removed contaminated soil from the site, then capped it with a foundation of the new building footprint, parking lot, and landscaping. An Environmental Covenant was recorded for the property to ensure the cap remains in place. Photo credit: Washington State Department of Ecology, 2015. 119

Figure 38: Removing a waste transformer in the Wenatchee River in Central Washington. Photo credit: Washington State Department of Ecology 120

Figure 39: Ecology staff collect fish from the Wenatchee River in Central Washington. Photo credit: Washington State Department of Ecology 121

Figure 40: Consultants conducted soil and groundwater sampling in the Lower Issaquah Valley in King County to identify potential sources of groundwater contamination. Photo credit: Mike Warfel, Washington State Department of Ecology, August 2018. 122

Figure 41: A computer model showing high levels (in orange and red, center of image) of ozone pollution over the Tri-Cities area in Kennewick, Pasco, and Richland, Washington. 123

Figure 42: A graphic from the public education campaign about ozone pollution in the Tri-Cities. 124

Figure 43: Screenshot from www.ozonematters.com with a range of "good" forecasts for Washington state’s Tri-Cities in May 2019. 124

Figure 44: Number of sites added to Ecology’s Hazardous Sites List from 1990 through June 30, 2019. About 79 new sites have been added each year to the HSL since we began publishing it

in 1990. Note: The high volume of additions to the HSL from 2013 through 2015 were due largely to Ecology’s one-time project with a contractor team to conduct Site Hazard Assessments (SHAs). Beginning in 2017, grants to local public health districts for conducting SHA’s were eliminated; Ecology now conducts all SHAs. 127

Figure 45: Location of ranked sites on Hazardous Sites List as of June 30, 2019. Site rankings range from 1 (highest level of concern) to 5 (lowest level of concern), with sites on EPA’s National Priorities List ranked 0. See Appendix H for site details. 130

Figure 46: Close-up view of Figure 45: Ranked sites on Hazardous Sites List along Puget Sound as of June 30, 2019. See Appendix H for details..... 131

Figure 47: Number of hazardous sites in Washington state counties as of June 30, 2019. This chart includes 15 of the 20 sites that are tracked and managed by the EPA. 132

Figure 48: Number of hazardous sites in Washington state by industrial facility or activity as of June 30, 2019. Some sites have multiple facilities or industrial activities and therefore the total number of sites in this figure exceeds the total number of sites on the HSL. 134

Figure 49: Releases of hazardous materials from underground storage tanks dropped from 924 to fewer than 50 per year since the UST program was established in 1990. 135

Figure 50: The B.S.B Diversified Co., Inc. cleanup site is situated in the heart of the Kent Valley Industrial area, adjacent to State Hwy. 167 and just minutes from the Southcenter Mall and Sea-Tac International Airport. Once the cleanup is complete, it will add value to the local economy by allowing the property to be put back into use as either a new industrial site or other appropriate use..... 138

Figure 51: WCC AmeriCorps member Matt Engel (right) discuss upcoming site assessments. Photo credit: Laura Schlabach, 2019. 139

Figure 52: The Olympia Brewery transformer spill brought four ‘generations’ of WCC folks together. Left to right: While all started as AmeriCorps members, Nellie Hannah recently completed an internship and was recently hired to be a new WCC crew supervisor. Shawn Zaniewski is now an environmental emergency responder for Ecology and was among the first to arrive at the spill. Ecology spill responder and former AmeriCorps member Geoff Baran. Current AmeriCorps member Rachelle Clausen. Photo credit: Peter Nevin, 2019..... 140

Figure 53: Washington state is taking an integrated approach to manage the homelessness crisis. As part of the effort to find solutions, Ecology is working with local governments to determine whether cleaned up properties can be redeveloped for affordable housing construction. 142

Figure 54 at left: Aerial view of Weyerhaeuser Mill A former site in 2009. Photo credit: Port of Everett 143

Figure 55 at right: Dredging removed contaminated sediment and created more room for ships to maneuver at the Pacific Terminal. Photo credit: Andy Kallus, Washington State Department of Ecology, 2016 143

Figure 56: Container handling cranes at the Port of Everett Pacific Terminal. Photo credit: Seth Preston, Washington State Department of Ecology, 2016..... 144

Figure 57: Container cargo at the Port of Everett’s South Terminal (located adjacent to the Pacific Terminal) Photo credit: Andy Kallus, Washington State Department of Ecology, 2016 145

Figure 58: Coordinating efforts at the Port of Everett to offload contaminated sediment from barges to trucks for upland transport and disposal. CSID 2146. Photo credit: Andy Kallus, Washington State Department of Ecology, 2016 145

Figure 59: Consultants conduct soil and groundwater sampling in King County’s Lower Issaquah Valley to identify potential sources of groundwater contamination. Photo credit: Mike Warfel, Washington State Department of Ecology, August 2018 147

List of Tables

	<u>Page</u>
Table 1: Summary of MTCA revenues, as well as expenditures, transfers, and loan repayments from the three MTCA accounts during the 2017–19 biennium.....	5
Table 2: Comparison of content found in Ecology’s two major MTCA financial reports: the MTCA Biennial Report of Expenditures and the MTCA Ten-Year Financing Report.....	20
Table 3: Online resources to find out what’s happening with cleanup sites in your community..	31
Table 4: Opportunities to get involved and stay informed about cleanups.	40
Table 5: STCA revenue deposits for the 2017–19 biennium (rounded to nearest thousand)	55
Table 6: LTCA revenue deposits for the 2017–19 biennium (rounded to nearest thousand).....	55
Table 7: ELSA revenue deposits for the 2017–19 biennium (rounded to nearest thousand).....	55
Table 8: Model Toxics Control Act account Transfers and Loan Repayments for the 2017–19 biennium (rounded to nearest thousand).....	56
Table 9: MTCA accounts operating expenditures by Ecology (largest to smallest total \$)	60
Table 10: MTCA accounts capital expenditures by Ecology (largest to smallest total \$).....	69
Table 11: MTCA accounts expenditures by other state agencies during the 2017–19 biennium (in alphabetical order by agency)	73
Table 12: Direct cleanup investments for the 2017–19 biennium.	96
Table 13: Direct site-specific cleanup investments by site rank.	98
Table 14: Total Remedial Action expenditures.	99
Table 15: Summary of expenditures for major project phases.....	101
Table 16: 2017–19 STCA cost recovery and Voluntary Cleanup revenue	112
Table 17: 2017–19 Formal site cost recovery, 25 highest dollar amounts invoiced	113
Table 18: Sites on the Hazardous Sites List as of June 30, 2019, distributed by Hazard Waste Ranking (WARM) scores per site status.....	129
Table 19: Accounting, budget, and funding resources referenced in this report.....	149
Table 20: Public involvement resources referenced in this report.....	150
Table 21: Environmental and technical guidance resources referenced in this report.....	151
Table 22: Cleanup laws and regulations mentioned in this report.....	153
Table 23: Washington State Legislature House & Senate bills mentioned in this report.	154

Acronyms and Abbreviations

Acronym or Abbreviation	Definition
AFRS	Agency Financial Reporting System
BRTF Account	Brownfield Redevelopment Trust Fund Account
BTEX	benzene, toluene, ethylbenzene, and total xylenes
CAP	Cleanup Action Plan
CAP	Chemical Action Plan
CC	construction complete
CDF	controlled density fill
CERCLA	Comprehensive Environmental Response, Compensation and Liability Act
CLARC	Cleanup Levels and Risk Calculations spreadsheet
COC	contaminants of concern
cPAH	carcinogenic polycyclic aromatic hydrocarbon
CPG	Coordinated Prevention Grant program
CSA	Cleanup Settlement Account
CSI	Eastern Washington Clean Sites Initiative
CSCSL	Confirmed and Suspected Contamination Site List
CSID	cleanup site identification number
CWU	Central Washington University
DNR	Washington State Department of Natural Resources
DOC	Washington State Department of Corrections
DOH	Washington State Department of Health
DOR	Washington State Department of Revenue
EAP	Environmental Assessment Program
EIS	Environmental Impact Statement
ELSA	Environmental Legacy Stewardship Account
EPA	United States Environmental Protection Agency
FS	Feasibility Study
FSID	facility site identification number
FUDS	formerly used defense site
FY	fiscal year
GF	General Fund
GIS	Geographic Information Systems
GW	groundwater

Acronym or Abbreviation	Definition
HCA	Health Care Authority
HOTAP	Heating Oil Tank Assistance Program
HSL	Hazardous Sites List
HST	Hazardous Substance Tax
HWTR	Hazardous Waste and Toxics Reduction Program
II	Initial Investigation
IPG	Integrated Planning Grant
ISIS	Integrated Site Information System database
IT	information technology
LD	Legislative District
LDW	Lower Duwamish Waterway
LLC	limited liability company
LTCA	Local Toxics Control Account
LUST	leaking underground storage tank
MTCA	Model Toxics Control Act
MTCA Accounts	Model Toxics Control Accounts (STCA, LTCA, ELSA)
NCP	National Oil and Hazardous Substances Pollution Contingency Plan
NFA	Formal No Further Action (when written documentation is provided)
NPL	National Priorities List (EPA – Federal Government)
NPDES	National Pollutant Discharge Elimination System
NOP	North Olympic Peninsula
NRDA	Natural Resource Damage Assessment
NWP	Nuclear Waste Program
O&M	operation and maintenance
OFM	Washington State Office of Financial Management
PAHs	polycyclic aromatic hydrocarbons
PBTs	persistent, bioaccumulative, and toxic chemicals
PCBs	polychlorinated biphenyls
PCE	tetrachloroethylene
PFAS	perfluorinated compounds
PLA	Pollutant Loading Assessment
PLIA	Washington State Pollution Liability Insurance Agency
PLP	potentially liable person or party
PPG	Public Participation Grant
PSI	Puget Sound Initiative

Acronym or Abbreviation	Definition
PTAP	Petroleum Technical Assistance Program
PUD	Public Utility District
RAG	Remedial Action Grant
RCW	Revised Code of Washington
RI	Remedial Investigation
ROI	return on investment
SAW	Secure Access Washington
SBCA	State Building Construction Account
SD	School District
SEA	Shorelands and Environmental Assistance Program
SEPA	State Environmental Policy Act
SHA	Site Hazard Assessment
SMS	Sediment Management Standards rule
SP	Strategic Plan 2015–2020 for the Toxics Cleanup Program
SPPR	Spill Prevention, Preparedness, & Response Program
STAG	Stakeholder & Tribal Advisory Group for the MTCA Cleanup Rule
STCA	State Toxics Control Account
SWMP	Solid Waste Management Program (formerly called the Waste 2 Resources Program)
TBT	tributyltin
TCP	Toxics Cleanup Program
TOD	total oxygen demand
TPH	total petroleum hydrocarbons
USGS	United States Geological Survey
UST	underground storage tank
VCP	Voluntary Cleanup Program
VOC	volatile organic compound
WAC	Washington Administrative Code
WARM	Washington Ranking Method
WCC	Washington Conservation Corps
WQ	Water Quality Program

Glossary

Term	Definition
affordable housing	<p>Typically defined as residential housing where monthly housing costs (including utilities, but not phone) do not exceed thirty percent of the household's monthly income, relative to that community's median income.</p> <p>For purposes of housing intended for owner occupancy, "affordable housing" means residential housing that is within the means of low or moderate-income households. (RCW 84.14.010).</p> <p>For purposes of planning, a household's expected monthly income is determined by reference to the Area Median Income.</p>
Area Median Income	<p>The household income of the median, or middle, household in a region.</p>
biennium	<p>A period of two years. The state of Washington operates on a two year (biennial) budget cycle that starts July 1st of each odd-numbered year, and ends June 30th of the next odd-numbered year. The 2017–19 biennium starts July 1, 2017, and ends June 30, 2019.</p>
brownfields	<p>Previously developed properties that are currently abandoned or underused. Real or perceived environmental contamination can hinder a community's reuse objectives for the site. Examples of brownfields undergoing transformations include Seattle's Mount Baker Housing Project (CSID 13054), Wenatchee's Worthen Street Landfill (CSID 4085), and Aberdeen's Seaport Landing (CSID 4987).</p>
Brownfield Redevelopment Trust Fund (BRTF) Account	<p>An account that allows public moneys (state and local), as well as private and/or non-profit moneys, to be combined and set aside for cleaning up brownfields located within a redevelopment opportunity zone. The local governments designating the zone are the beneficiaries of the moneys. Moneys may be spent only after appropriation by the Legislature and approval by Ecology. Local governments must meet the eligibility and other requirements for remedial actions grants codified in Chapter 173-322A WAC. The account retains interest (RCW 70.105D.140).</p>
cleanup actions	<p>Also known as cleanups or remedial actions. The collective planning, investigative, and technical work needed to clean up contaminated sites.</p>
Cleanup Settlement Account	<p>An account that holds funds from legal settlements or court orders that resolved liability for cleanup or natural resource damages, and links those funds to specific site or restoration efforts.</p>

Term	Definition
cleanup site	Also known as a contaminated site or hazardous waste site. A site or property where Ecology has confirmed one or more releases (or threatened release) of a hazardous substance. Ecology has identified 13,300-plus cleanup sites in Washington state. Cleanups are often considered construction projects that remove or immobilize harmful contamination from our environment and put properties back into use. Cleanup sites can be as small as a gas station spill, or as large and complex as the Tacoma Smelter Plume (CSID 3657) that impacts thousands of acres.
Cleanup Site ID (CSID)	An identifying number assigned to a cleanup site by the Toxics Cleanup Program for the Integrated Site Information System (ISIS).
Cleanup Site Search	Toxics Cleanup Program’s searchable database containing the 13,300-plus confirmed or suspected contaminated sites in Washington: https://fortress.wa.gov/ecy/gsp/SiteSearchPage.aspx
Confirmed and Suspected Contaminated Sites List (CSCSL)	Ecology’s list of all contaminated or suspected sites that have yet to be cleaned up and yet to receive a “no further action” determination from us. Sites may be ranked or unranked (through the Washington Ranking Method). As of June 30, 2019, there were 6,139 sites on this list. See Figure 4 in Chapter 2.
contaminated site	Also known as a cleanup site or hazardous waste site.
EAGL	Ecology’s Grants and Loans online application and database.
Environmental Covenant	A legal document that puts institutional controls into place, and is often used when contamination remains on a site. It outlines restraints on how a property can be used or developed to ensure human health is protected at the site.
Environmental Legacy Stewardship Account (ELSA)	An account that provides funds to Ecology and other state agencies having responsibility for cleaning up contaminated sites, improving hazardous waste management, and preventing future contamination. After revenue in the amount of \$140 million is placed in the STCA and LTCA accounts each fiscal year, the remaining funds are deposited in the ELSA account. Effective July 1, 2019, ELSA, STCA, and LTCA were eliminated by the Legislature and replaced with three new accounts.
Facility Site ID (FSID)	An identifying number assigned to a cleanup site or facility for Ecology’s Facility Site database.

Term	Definition
fiscal year	A period of one year named for the year it ends. For example, Fiscal Year 2019 starts July 1, 2018, and ends June 30, 2019.
groundwater	Water in a saturated zone or stratum beneath the surface of land or below a surface water.
hazardous waste site	Also known as a cleanup site or contaminated site. Defined in MTCA as any site that Ecology has confirmed a release or a threatened release of a hazardous substance requiring remedial action (WAC 173-340-200).
Hazardous Sites List (HSL)	A subset of Ecology’s and Suspected Contaminated Sites List (CSCSL) that contains ranked sites whose cleanup actions have yet to be completed. As of June 30, 2019, there were 1,974 ranked sites on this list. See Figure 4 in Chapter 2.
Hazardous Substance Tax (HST)	<p>The source of revenue for State Toxics Control (STCA), Local Toxics Control (LTCA), and the Environmental Legacy Stewardship (ELSA) Accounts. This is a tax on hazardous substances at their first possession in the state of Washington. Currently, the majority of the revenue is generated from petroleum products and the remaining from pesticides, industrial chemicals, acids, and other hazardous substances. By statute, 56% of the Hazardous Substance Tax is deposited in the STCA. The other 44% is deposited in the LTCA. After deposits to both accounts equal in total \$140 million each fiscal year, those additional revenues are placed in ELSA.</p> <p>The HST for liquid petroleum was changed from a value-based tax to a volume-based tax on July 1, 2019, per Engrossed Substitute Senate Bill 5993.</p>
institutional control	A prohibition of certain activities that could expose people to hazardous substance remaining at a site, or impact a cleanup’s integrity over time. For example, an institutional control might restrict digging at the site, or require that an impermeable membrane “cap” remain in place to prevent contamination from migrating to groundwater.
Integrated Site Information System (ISIS)	Toxics Cleanup Program’s internal database that tracks Washington’s 13,300-plus contaminated sites.

Term	Definition
Local Toxics Control Account (LTCA)	<p>An account to provide grants or loans to local governments. Grant programs historically funded from this account include Remedial Action, Coordinated Prevention, Public Participation, Centennial Clean Water, and Stormwater grants.</p> <p>Effective July 1, 2019, LTCA, STCA, and ELSA were eliminated by the Legislature and replaced with three new accounts.</p>
Model Toxics Control Act (MTCA statute)	<p>Washington’s environmental cleanup law, Chapter 170.105D RCW</p>
Model Toxics Control Act Regulations (MTCA Cleanup Rule)	<p>Washington’s regulations that set standards and procedures for cleaning up contaminated sites (Chapter 173-340 WAC). The MTCA Cleanup Rule is one of two cleanup rules in Washington adopted under the Model Toxics Control Act, Chapter 170.105D RCW. The other cleanup rule is the Sediment Management Standards, Chapter 173-204 WAC, known as the SMS Cleanup Rule.</p>
Model Toxics Control Accounts	<p>Three accounts used for cleanup activities and programs, comprised of the State Toxics Control Account (STCA), Local Toxics Control Account (LTCA), and Environmental Legacy Stewardship Account (ELSA). The Legislature eliminated these accounts effective July 1, 2019, and replaced them with the Model Toxics Control Capital Account, the Model Toxics Control Operating Account, and the Model Toxics Control Stormwater Account.</p>
MTCA Biennial Report of Expenditures	<p>Ecology’s financial report produced every odd-numbered year that describes how funds from the MTCA accounts were spent on cleanup activities over the previous two fiscal years.</p>
MTCA Ten-Year Financing Report	<p>Ecology’s financial report produced every even-numbered year that describes cleanup financing needs over the next ten fiscal years.</p>
No Further Action (NFA) List	<p>A list of sites that have been determined to require no further cleanup action. They include sites that have received a formal determination from and NFA letter from Ecology. As of June 30, 2019, there were 7,165 sites on this list. See Figure 6 in Chapter 2.</p>
RAG Program	<p>Ecology’s Remedial Action Grant program that provides grants and loans to local governments for site investigation and cleanup.</p>
RAG Rule	<p>Washington’s regulations that govern the issuance of remedial action grants and loans to local governments (Chapter 173-322A WAC).</p>

Term	Definition
Redevelopment Opportunity Zone (ROZ)	A geographic area designated by a city, county, or port district that meets criteria outlined in RCW 70.105D.150 . The city, county, or port district must also adopt a resolution that includes the determinations and commitments outlined in the RCW.
remedial actions	Also known as cleanups or cleanup actions. The collective planning, investigative, and technical work needed to clean up contaminated sites.
Remedial Action Grants (RAG)	Grants to local governments for cleaning up hazardous sites throughout Washington.
Sediment Management Standards (SMS Cleanup Rule)	Washington's regulations that set standards and procedures for cleaning up contaminated sediment (Chapter 173-204 WAC). The SMS Cleanup Rule is one of two cleanup rules in Washington adopted under the Model Toxics Control Act, Chapter 170.105D RCW . The second cleanup rule is the Model Toxics Control Act Regulations, Chapter 173-340 WAC , known as the MTCA Cleanup Rule.
sediment site	A contaminated site in riverbeds and seabeds where aquatic animals such as crabs and clams live. Sediment can include silt, sand, cobble, and beaches.
State Toxics Control Account (STCA)	<p>An account used to carry out state agency efforts to implement the Model Toxics Control Act including support for toxic cleanup; toxic pollution prevention; hazardous and solid waste management; and other water and environmental health monitoring programs. The STCA also earns revenue through Cost Recovery and the Voluntary Cleanup Program (VCP). Other revenues include fines and penalties issued against persons or businesses that have not complied with environmental contamination and cleanup laws.</p> <p>Effective July 1, 2019, STCA, LTCA, and ELSA were eliminated by the Legislature and replaced with three new accounts.</p>
UST Rule	Washington's regulations for installing, managing, and monitoring underground storage tanks (Chapter 173-360A WAC). The UST rule was revised in 2018 and became effective October 1, 2018.
upland site	A contaminated site on land or in groundwater.
Web Reporting	An online application that pulls data from Ecology's ISIS and Underground Storage Tank databases. The app generates cleanup lists such as the Confirmed and Suspected Contamination Sites, VCP wait lists, and Brownfields sites, and links to maps such as Tacoma and Everett smelter plume's Dirt Alert map.

Term	Definition
What's in My Neighborhood	The Toxics Cleanup Program's interactive map of cleanup sites in Washington. https://fortress.wa.gov/ecy/neighborhood/

This page intentionally left blank.

Acknowledgements

The Model Toxics Control Act (MTCA) Biennial Report of Expenditures tells the story of how committed staff and an environmental law are improving the environment and changing lives.

This report celebrates the hard work of people who remove hazardous threats from Washington’s environment and protect human health. It tells the story of strong partnerships between the Washington State Department of Ecology, our fellow state agencies, the Legislature, and the public. It chronicles just some of the challenging work that is happening on the front lines, the scientific research behind the scenes, and the successful outcomes that are creating change across the nation.

Some of these projects are specific to cleaning up contaminated sites—that is, construction projects that remove or immobilize harmful contamination from our environment. When the Model Toxics Control Act was written into law 30 years ago, we knew of only a few hundred sites. Today, we know of more than 13,300 of them. Thanks to MTCA, more than 7,100 sites are now cleaned up, safeguarding our playgrounds, shorelines, wildlife, and economy.

Other projects captured in this report provide a snapshot of the immense body of work conducted by Ecology and other state agencies to protect our environment and public health. As Ecology’s largest source of funding (nearly 40% of our operating budget), the MTCA accounts help us counter threats that were not envisioned 30 years ago, but have become serious health concerns today: dangerous e-waste from computer monitors and TVs...lead in children’s toys ...pesticides from illegal drug labs...drinking water contaminated by firefighting foam...even harmful levels of ozone that can feel like a sunburn on your lungs. The MTCA accounts empower us to find solutions for these and other public health threats facing all of us today.

MTCA-funded activities—and every person behind them—are changing lives for the better. I am proud to work with the dedicated Ecology staff who make it happen. My thanks go to the nearly one hundred staff members who helped tell that story through this report, with special thanks to our agency partners:

Washington State Departments of Agriculture, Commerce, Fish and Wildlife, Health, Natural Resources, and Revenue; Puget Sound Partnership; the State Conservation Commission; the University of Washington; and the Washington State Fire Training Academy.

Jim Pendowski
Manager, Toxics Cleanup Program

This page intentionally left blank.

Executive Summary

Summary of Chapter 1: Purpose of this report

The purpose of this document is to report on the Washington State Department of Ecology's expenditures to clean up contaminated sites from July 1, 2017, through June 30, 2019, per the requirements outlined in [RCW 70.105D.030\(6\)](#).¹ The report fulfills this mandate, as well as provides the operating and capital budget activities of Ecology and ten other state agencies that received funding from the Model Toxics Control accounts. In addition, the report features successful outcomes and performance measures that showcase how the MTCA-funded activities are increasingly benefitting Washington's residents and environment since MTCA was enacted 30 years ago.

The requirements in RCW 70.105D.030(6) state:

(6) By December 1st of each odd-numbered year, the department must provide the legislature and the public a report of the department's activities supported by appropriations from the state and local toxics control accounts and the environmental legacy stewardship account. The report must be prepared and displayed in a manner that allows the legislature and the public to easily determine the statewide and local progress made in cleaning up hazardous waste sites under this chapter. The report must include, at a minimum:

- (a) The name, location, hazardous waste ranking, and a short description of each site on the hazardous sites list, and the date the site was placed on the hazardous waste sites list; and
- (b) For sites where there are state contracts, grants, loans, or direct investments by the state:
 - (i) The amount of money from the state and local toxics control accounts and the environmental legacy stewardship account used to conduct remedial actions at the site and the amount of that money recovered from potentially liable persons;
 - (ii) The actual or estimated start and end dates and the actual or estimated expenditures of funds authorized under this chapter for the following project phases:
 - (A) Emergency or interim actions, if needed;
 - (B) Remedial investigation;
 - (C) Feasibility study and selection of a remedy;
 - (D) Engineering design and construction of the selected remedy;
 - (E) Operation and maintenance or monitoring of the constructed remedy; and
 - (F) The final completion date.

¹ Hazardous Waste Cleanup—Model Toxics Control Act, RCW 70.105D.030, Department's powers and duties: <https://app.leg.wa.gov/rcw/default.aspx?cite=70.105D.030>

Summary of Chapters 1 and 2: MTCA drives cleanups

In 1988, Washington voters passed Initiative 97 and in 1989, the Model Toxics Control Act (MTCA) was adopted as our state’s environmental cleanup law. The main purpose of MTCA is raising “sufficient funds to clean up all hazardous waste sites and to prevent the creation of future hazards due to improper disposal of toxic wastes into the state’s lands and waters” (RCW 70.105D.010). The law grants Ecology authority to develop rules and oversee cleanups conducted by public and private parties across the state.

To do this work, voters authorized a tax on hazardous materials, including petroleum products, pesticides, and certain chemicals. MTCA dedicated the funding raised by the tax to a broad range of toxic pollution prevention; hazardous and solid waste management; water and environmental health protection and monitoring; and toxic cleanup purposes.

MTCA continues to have a powerful impact on our state. Since it became law 30 years ago in 1989, more than 7,100 toxic sites have been cleaned up either with MTCA funds paying for state-led cleanups, or with Ecology oversight of privately funded cleanups. That averages 239 completed cleanups per year, or 1 completed cleanup project every 1.5 days. Ecology continues to take steps to leverage our resources to meet the demands of a growing number of sites.

While this progress is significant, much work remains. There are still more than 6,100 sites that require further investigation and cleanup. Washington state or site owners have begun cleanup efforts at more than 4,000 of these sites. There are roughly 1,800 sites where investigations and cleanups have not been started, while the universe of sites keeps expanding with 200 to 300 new sites reported to Ecology each year.

This biennial report provides information to our Legislature and public about Ecology’s and other state agencies’ activities that are supported by appropriations from the Model Toxics Control accounts: the State Toxics Control Account (STCA), Local Toxics Control Account (LTCA) and the Environmental Legacy Stewardship Account (ELSA). This document reports on expenditures to the Model Toxics Control accounts for the previous biennium, from July 1, 2017, to June 30, 2019.

In addition to meeting the requirements outlined in RCW 70.105D.030(6), the *MTCA Biennial Report of Expenditures (2017–19 Biennium)* showcases many of the successful MTCA cleanups and activities across our state, with impacts that are tangibly benefitting our state’s environment and economy.

Summary of Chapter 3: Revenues and expenditures for the MTCA accounts

MTCA revenues during the 2017–19 biennium totaled \$309.9 million. Revenue sources include: Hazardous Substance Tax; cost recoveries; fines and penalties; and miscellaneous items. In addition to loan repayments and transfers from the MTCA accounts, transfers between accounts are authorized to maintain positive account balances in all three accounts. The Department of Revenue may also approve payment of tax credits from the MTCA accounts.

MTCA funds were distributed across ten Ecology programs and ten other state agencies.

This data was based on information as MTCA existed during the 2017–19 biennium.

In 2019, Engrossed Substitute Senate Bill 5993 (ESSB 5993) made significant changes to the Hazardous Substance Tax that funds MTCA, and changed the structure of the MTCA accounts. These changes will be discussed in future reports. They do not affect the content of this report, which is a retrospective of the biennium.

Table 1: Summary of MTCA revenues, as well as expenditures, transfers, and loan repayments from the three MTCA accounts during the 2017–19 biennium.

Account	Revenue	Transfers and Loan Repayments	Operating Expenditures	Capital Expenditures
STCA	\$173.6 million	\$17.8 million		
STCA Ecology			\$146.7 million	\$10.0 million
STCA Other state agencies			\$22.7 million	\$0.5 million
LTCA	\$122.8 million	- \$108.4 million		
LTCA Ecology			\$4.2 million	\$37.9 million
LTCA Other state agencies			\$0	\$0
ELSA	\$13.5 million	\$46.2 million		
ELSA Ecology			\$41.0 million	\$12.6 million
ELSA Other state agencies			\$2.8 million	\$0.2 million
Total	\$309.9 million	-44.4 million	\$217.4 million	\$61.2 million

Summary of Chapter 4: Investments and expenditures for MTCA accounts and other state funding

- Ecology made \$59.5 million in total direct cleanup investments (state contracts, grants and loans) during the 2017–19 biennium.
- Approximately 70% of the funds were expended on cleanup actions (\$41.7 million) and 30% on investigations and related activities (\$17.7 million).
- About 69% of Ecology’s direct site-specific cleanup investments (state contracts, grants and loans) were made at highly ranked sites (Federal Superfund and #1 or #2 ranked sites). The Washington Ranking Method (WARM) score is a number between 1 and 5, where “1” represents the highest level of risk and “5” the lowest. Some factors that enter into site hazard ranking include the amount and type of contaminants present, and how easily contaminants could come into contact with people and the environment.

Summary of Chapter 5: How many cleanup sites does Washington have?

- As of June 30, 2019, Ecology’s Integrated Site Information System (ISIS) database contained 13,304 sites. More than half of these have been cleaned up since the inception of Ecology’s cleanup program in the mid-1980s. Search all 13,300-plus sites in the database through our Cleanup Site Search:
<https://fortress.wa.gov/ecy/gsp/SiteSearchPage.aspx>
- As of June 30, 2019, there were 1,974 sites on the Hazardous Sites List (HSL). The HSL is a subset of the 6,139 sites on Ecology’s Confirmed and Suspected Contaminated Sites List (CSCSL) that require further cleanup actions. A majority of sites are located along the I-5 corridor. Not all sites are ranked since many are cleaned up voluntarily as part of land transactions. We publish the Hazardous Sites List twice a year and post it online. Find the August 2019 list at:
<https://fortress.wa.gov/ecy/publications/SummaryPages/1909042B.html>
- Petroleum continues to be one of our state’s biggest contaminants. More than half the sites on the HSL involve petroleum releases at gasoline stations, facilities that store petroleum, or facilities that refine it.
- The lists we generate help track this huge universe of sites, but the number of sites continues to grow every week. Since 2000, between 200 and 300 new contaminated sites are discovered and reported to Ecology each year. The public reports most of these new

sites to us through phone calls or our website at <https://ecology.wa.gov/About-us/Get-involved/Report-an-environmental-issue/Report-a-spill>. We also learn about new sites when we receive reports from environmental consultants conducting due diligence or independent cleanups.

Summary: Successful MTCA outcomes found across Washington

The MTCA accounts fund a wide variety of activities by people who are working the front lines to protect Washington’s health. MTCA funds the hard, heavy lift that cleaning up a century’s worth of contamination requires. It also funds work that is protecting firefighters’ health, removing dangerous contamination left behind by illegal drug labs, and investigating sources of drinking water contamination. MTCA even funds critical work that is reducing children’s lead levels and protecting their health. Find these and other stories at the end of Chapters 2 through 5.



Figure 1: Pacific Terminal and cranes at the former Weyerhaeuser Mill A site at the Port of Everett. An interim action that removed contaminated sediment from the in-water environment allowed the Port to move forward with a marine terminal enhancement, resulting in improved navigational access to Pacific Terminal. Read the story on p. 143. Photo credit: Andy Kallus, Washington State Department of Ecology (2013)



Figure 2: Contaminated site cleanups by the numbers as of June 30, 2019. Ecology and our cleanup partners have completed more than 7,100 cleanups in Washington state since MTCA became law in 1989.

Chapter 1: Introduction

Why Ecology produces this report

Every two years in December, in response to RCW 70.105D.030(6), the Washington State Department of Ecology (Ecology) produces the Model Toxics Control Accounts Biennial Report of Expenditures to present information on hazardous waste sites and MTCA accounts expenditures over the just-closed biennium.

RCW 70.105D.030(6) directs Ecology to provide the Legislature and public a report of Ecology's activities supported by appropriations from three accounts that are collectively called the MTCA accounts: the State Toxics Control Account (STCA), the Local Toxics Control Account (LTCA), and the Environmental Legacy Stewardship Account (ELSA).²

This report provides a record of work funded by the MTCA accounts between July 1, 2017, and June 30, 2019. It outlines how Ecology and ten other state agencies used MTCA funds for activities that protect human health and the environment. The report also highlights operating budget activities, outcomes, and performance measures that demonstrate the long-term benefits of MTCA-funded activities. Specifically, this report provides:

1. The name, location, hazardous waste ranking (also known as the Washington Ranking Method or WARM); a short description of each site on the Hazardous Sites List (HSL); and the date each site was placed on the list; and
2. For sites with state contracts, grants, loans, or direct investments by the state:
 - a) The amount of money from STCA, LTCA, and ELSA used to conduct remedial actions at the site, and the amount of that money recovered from potentially liable persons; and
 - b) The actual or estimated start and end dates, and the actual or estimated expenditures of funds authorized under the statute for key project phases that include:
 - Emergency or interim actions,
 - Remedial investigations, feasibility study, and selection of a remedy,
 - Engineering design and construction of the selected remedy,
 - Operation and maintenance or monitoring of the constructed remedy, and
 - The final completion date.

² Effective July 1, 2019, the Legislature eliminated STCA, LTCA, and ELSA and replaced them with the *Model Toxics Control Capital Account*, the *Model Toxics Control Operating Account*, and the *Model Toxics Control Stormwater Account*. See a brief discussion of the changes to the MTCA Program at the end of Chapter 3.

How this report is organized



At the end of Chapters 2 through 5, you'll find just a few of the hundreds of successful outcomes that MTCA funded over the 2017–19 biennium. These successes are spurring benefits for Washington's seven million residents that will reach far beyond the two-year period of reported activity.

Chapter 1: Introduction discusses the purpose and history of the Model Toxics Control Act, and Ecology's role in protecting Washington's environment and human health.

Chapter 2: MTCA Cleanup Process defines cleanups, and explains how MTCA's step-by-step cleanup process works in tandem with the law, liability, and public involvement. Chapter 2 also briefly discusses the Hazardous Sites List.

Chapter 3: MTCA Accounts contains financial information describing how Ecology and ten other state agencies used funding from the MTCA accounts during the 2017–19 biennium.

Chapter 4: State Funding of MTCA Site Cleanups contains financial information for state-directed work and local government cleanups. It focuses on sites that are being cleaned up using public funds through direct, contracted cleanup by Ecology, and through grants to local government.

Chapter 4's financial tables are located in appendices:

- Remedial Action Grants / RAGs (Appendix C)
- Integrated Planning Grants / IPGs (Appendix D)
- Ecology-conducted and/or contracted site work (Appendix E)
- Public Participation Grants / PPGs (Appendix F)
- Site Hazard Assessment Grants / SHAs (Appendix G)

Chapter 5: Hazardous Sites List explains the list's history, trends, and location of sites.

- The Hazardous Sites List itself (Appendix H), describes the status of 1,900-plus sites. The list is a subset of the known 6,100-plus sites on Ecology's Confirmed and Suspected Contaminated Sites List.

Additional resources found throughout this report:

- MTCA Biennial Reporting requirements, RCW 70.105D.030(6) (Appendix A)
- Types of funding sources for contaminated site cleanups (Appendix B)
- Resources mentioned in this report, organized by topic (References & Resources)

The Model Toxics Control Act: Celebrating 30 years of a healthier environment

Over the past century, it was once common practice to dispose of hazardous waste by hauling it to the town dump, burying metal drums of toxic sludge in a backyard wetland, or discharging untreated smelter emissions into the air. In 1988, the citizens-led Initiative 97 helped change such practices with the goal of protecting our state’s health and resources from further damage. The Legislature passed the Model Toxics Control Act into law on March 1, 1989.³



In 2019, this powerful environmental cleanup law marked its 30th anniversary—an epic milestone celebrating thousands of cleanups that actively protect Washington’s neighborhoods, shorelines, and economy. Since 1989, work conducted by Ecology, local governments, and our cleanup partners is having tangible results: removing arsenic and lead from playgrounds; restoring critical salmon habitat; and reinvigorating hundreds of once-blighted properties so communities could put them back into use. With more than 7,100 cleanups already completed and 4,000-plus underway, MTCA cleanups are transforming the environment and boosting local economies.

Today, nearly every community in Washington—and even our global community—is benefitting from results driven by MTCA funding. In addition to powering thousands of cleanups across Washington, MTCA facilitates the work of dedicated professionals who are on the front lines, resolving serious public health threats, and actively helping others. During the 2017–19 biennium, the MTCA accounts enabled outcomes that are currently:

- Helping prevent childhood lead poisoning in our state, and advancing the safety of children’s products nationwide.
- Defining potential impacts of harmful PFAS in a public water supply in Issaquah, and funding grants to purchase less toxic firefighting foam in Seattle and San Juan County.
- Confirming that brake pad manufacturers are complying ahead of the schedule called for in Washington’s 2010 Better Brakes Law—a move that will prevent an estimated 12 fewer tons of copper from impacting salmon in Washington’s waterways each year.

³ Chapter 70.105D RCW, Hazardous Waste Cleanup—Model Toxics Control Act, <http://apps.leg.wa.gov/RCW/default.aspx?cite=70.105D>,

- Enforcing dangerous waste laws to protect workers’ health in Washington state and Hong Kong when investigations discovered 8 million pounds of illegally disposed flat screen TVs and monitors had been shipped overseas.

These and hundreds of other successful outcomes will benefit people and the environment far beyond the 2017–19 biennium. Look for the Washington map to read these stories and more, and watch for MTCA-funded transformations that may be happening in your own neighborhood.



Purpose of the Model Toxics Control Act

MTCA has many purposes, chief of which is to provide funding that facilitates Ecology’s work to prevent, evaluate, and clean up contamination in our communities.

Specifically, MTCA’s principle purpose is to raise “sufficient funds to clean up all hazardous waste sites and to prevent the creation of future hazards due to improper disposal of toxic wastes into the state’s lands and waters.” MTCA also grants Ecology authority to develop rules and oversee the cleanups done by public and private entities throughout the state.

To do this work, voters authorized a tax on hazardous materials, including petroleum products, pesticides, and certain chemicals. The law also dedicates the funding raised by the tax to a broad range of toxic pollution prevention; hazardous and solid waste management; water and environmental health protection and monitoring; and toxic cleanup purposes.

Thirty years later, our staff and cleanup partners have powered more than 7,100 cleanups across our state, either with MTCA or state bond funds paying for state-led cleanups, or with Ecology overseeing privately funded cleanups. That total averages 239 completed cleanups per year, or 1 completed cleanup project roughly every 1.5 days (ISIS database, June 30, 2019).

Washington’s Department of Ecology: Why it matters

People and wildlife must have clean water, soil, and air to thrive

Founded nearly 50 years ago in 1970 and pre-dating the U.S. Environmental Protection Agency by several months, the Washington State Department of Ecology was the first agency of its kind dedicated to environmental protection. Since then, Ecology’s staff and partners have steadily worked to protect Washington’s environment—and by extension, protect the health of its residents, wildlife, and economy.

Ecology’s programs focus on environmental challenges through their own unique lenses, yet interconnect with the shared awareness that our work impacts *people*, not just the environment.

Protecting, preserving, and enhancing Washington’s environment

Ecology tackles diverse environmental challenges such as air pollution, contaminated drinking water wells, and leaking underground storage tanks.

We rely on a wealth of scientific research and expertise, then share that information through education and outreach. Our infrastructure of databases and apps ties it together for both staff and public, such as What’s in My Neighborhood, Integrated Site Information System (ISIS), Cleanup Levels and Risk Calculation (CLARC), and the Environmental Information Management (EIM) System.

We collaborate with other agencies such as the Departments of Health, Commerce, and Natural Resources to find solutions for complex problems like oil spills, illegal drug labs, affordable housing, and stormwater pollution.

We’re actively engaging with our neighbors, tribes, and stakeholders through open houses, listening sessions, comment periods, and advisory groups, to ensure that the public remains part of—and essential to—every successful outcome.

Each of our programs focus on specific challenges and solve problems in different ways, but our end goal is the same: *to protect, preserve, and enhance Washington’s environment for current and future generations.*

10 of 11 Ecology programs received MTCA funding during the 2017–19 biennium

About 40% of Ecology’s operating budget comes from the MTCA accounts. Nine environmental programs and our administrative program received MTCA funding during the 2017–19 biennium. This section describes the type of work these programs do. Find detailed expenditures for each program in Tables 9 and 10 in Chapter 3. Find in-depth information about all of Ecology’s programs, including authorizing laws, budgets, profiles, and performance measures, in *Ecology’s Budget & Program Overview: 2017–19* at <https://fortress.wa.gov/ecy/publications/SummaryPages/1801004.html>

Toxics Cleanup Program (TCP)

The Toxics Cleanup Program is primarily responsible for implementing and enforcing MTCA cleanup provisions. In addition to overseeing or managing the cleanup of most hazardous waste sites in Washington, TCP staff regulate 9,000-plus underground storage tanks at more than 3,300 facilities statewide (primarily gas stations). TCP inspects about 1,200 facilities each year and provides technical assistance to their owners and operators. Much of our cleanup work is managing the 100-year-old legacy of historical contamination, where past industrial practices, accidental spills, former dump sites, and leaking tanks at former gas stations have contaminated our environment.



Figure 3: More than 3 billion gallons of fuel are stored underground in Washington. The Toxics Cleanup Program works to ensure the tanks are installed, managed, and monitored, so the fuel is safely stored until it is ready to use. Photo credit: Creative Commons

Learn how we’re tackling challenges like drinking water contaminants in Issaquah and affordable housing development statewide (pp. 122 and 141); how a Wenatchee waterfront cleanup is a celebration years in the making (p. 118); why we updated our cleanup search tools and Underground Storage Tank Rule, and are updating the MTCA Cleanup Rule (pp. 44-46, 136); and how the Port of Everett’s interim action is transforming a century’s worth of industrial contamination (p. 143).

Hazardous Waste and Toxics Reduction (HWTR)

The Hazardous Waste and Toxics Reduction Program is also responsible for implementing and enforcing MTCA. HWTR staff work to foster sustainability and prevent pollution. We work to ensure safe waste management of the millions of pounds of hazardous substances used and disposed of each year by businesses and households in Washington state. Over the longer term, HWTR works with businesses and governments to achieve a system where waste is viewed as inefficient, and most wastes and unnecessary use of toxic substances have been eliminated.

Read about national changes happening for children’s consumer products (p. 83); how penalties for a Seattle e-recycler will benefit people in Washington and Hong Kong (p. 90); and how an industrial cleanup is opening new doors for businesses in Kent (p. 137).

Solid Waste Management Program (SWMP)

The Solid Waste Management Program is also responsible for implementing and enforcing MTCA. Our staff coordinate solid waste and recycling programs in Washington, and work to reduce waste through prevention and reuse, keep toxics out of the environment, and safely manage what remains.

Read how an engaged and vocal community helped shaped the cleanup plan for the former Reynolds Aluminum Smelter near Longview (p. 42).

Nuclear Waste Program (NWP)

The Nuclear Waste Program also implements and enforces MTCA. Our staff work to lead the effective and efficient cleanup of the U.S. Department of Energy’s Hanford site in Washington, and protect the air, water, and land at (and adjacent to) the Hanford site.

Air Quality Program (AQ)

The Air Quality Program works to enhance and protect air quality in Washington state.

Read about our work in Kennewick, Pasco, and Richland to forecast ozone, a dangerous form of air pollution that can exacerbate asthma and other health conditions (p. 123).

Environmental Assessment Program (EAP)

The Environmental Assessment Program works to measure, assess, and communicate environmental conditions in Washington state.

Read about our innovative investigation using algae to find sources of polychlorinated biphenyls (PCBs) in the Wenatchee River (p. 120).

Shorelands and Environmental Assistance Program (SEA)

The Shorelands and Environmental Assistance Program works to create community conservation partnerships to protect and restore our shorelands, wetlands, and floodplains.

In 2019, an oil spill into the Deschutes River and Capitol Lake in Olympia was further complicated by PCBs. Read how the Washington Conservation Corps team kept the public and environment safe during the spill response (p. 139).

Water Quality Program (WQ)

The Water Quality Program works to protect and restore Washington’s waters to sustain healthy watersheds and communities. Our staff ensure that state waters support beneficial uses, including recreational and business activities, supplies for clean drinking water, and the protection of fish, shellfish, wildlife, and public health.

Stormwater runoff carries pollutants into our lakes, rivers, streams, and marine water; learn how 120 urban and rural communities are working to prevent the problem (p. 116).

Spill Prevention, Preparedness, and Response Program (Spills)

The Spill Prevention, Preparedness, and Response Program works to protect Washington’s environment, public health, and safety through a comprehensive program that focuses on preventing oil spills to Washington’s waters and land, and planning for—and delivering—a rapid, aggressive, and well-coordinated response to oil and hazardous substance spills wherever they occur.

Read how Ecology responders prevented the spread of thousands of pounds of toxic waste following large-scale drug enforcement actions in King, Thurston, and Grays Harbor counties (p. 49).

Agency Administration Program, or “Program A”

The Agency Administration Program, or “Program A,” is comprised of Information Technology Services, Administrative Services, Governmental Relations, Human Resources, Financial Services, and Communications. We direct and sustain Ecology’s effort to accomplish its mission—to *protect, preserve, and enhance Washington’s environment for current and future generations*.

A total of 11 state agencies received MTCA funding in the 2017–19 biennium

In addition to Ecology, the Legislature distributed MTCA funds to ten other state agencies to support work promoting human health and the environment: Department of Agriculture; Department of Commerce; State Conservation Commission; Department of Fish and Wildlife; Department of Health; Department of Natural Resources; Puget Sound Partnership; Department of Revenue; University of Washington-Tacoma Campus; and Washington State Patrol Fire Training Academy.

Find detailed expenditures in Table 11 in Chapter 3 and three of their successes featured in this report:

- The **Department of Health** had built a framework to track blood lead levels in children—complete with follow-up care, education, and outreach—but still needed funding to complete the work. *Learn how their MTCA-funded activities are preventing childhood lead poisoning statewide (p. 88).*
- During an Ecology-supervised cleanup, the **University of Washington** eliminated vapor intrusion as a public health concern at several buildings on their Tacoma Campus, and found likely sources of harmful trichloroethene (TCE) contamination in nearby groundwater. *Learn more about the cleanup and monitoring happening at the site (p. 47).*
- When live fire training happens at the **Fire Training Academy** in North Bend, firefighters’ protective equipment accumulates soot and chemicals that put instructors, students, and staff at risk. *Read how a MTCA-funded cleaning service is reducing their exposure to carcinogens (p. 86).*

Private and federal cleanups indirectly link to MTCA accounts

Cleanups discussed in this report aren’t the only ones underway in Washington—many more are happening across our state every day. Some are privately funded and others are conducted by the federal government at the Hanford Site and military facilities.

Even though cleanups such as these are not directly funded by the MTCA accounts, they involve Ecology staff who are, since these cleanups are either:

- a) Conducted under the formal regulatory oversight of Ecology staff who are paid from MTCA accounts, or
- b) Conducted independently, with review and advice from Ecology staff who are paid from the MTCA accounts.

Ecology produces 4 recurring financial reports about cleanups

Ecology produces the MTCA Biennial Report of Expenditures in odd-numbered years, and the MTCA Ten-Year Financing Report in even-numbered years. Together, these reports comprehensively outline how we use and plan to use public funds to clean up and prevent the threats of hazardous waste. Table 2 compares the content found in these two major financial reports.

In addition to MTCA-funded cleanups and activities, Ecology conducts cleanups that are funded by appropriations from the *Cleanup Settlement Account (CSA)*. Activities supported by the *Brownfields Redevelopment Trust Fund (BRTF) Account* are the subject of another report. We produce these reports every year.

MTCA Biennial Report of Expenditures

The MTCA Biennial Report of Expenditures looks to the past, with a report on the just-ended biennium (July 1, 2017, through June 30, 2019). It describes publicly funded cleanup revenues, expenditures, and activities that were supported by appropriations from STCA, LTCA, and ELSA over the past two fiscal years. It also provides high-level discussions of privately funded cleanups—many of which are either under direct regulatory oversight of Ecology, or are conducted by property owners who are seeking advice and assistance through Ecology’s Voluntary Cleanup Program. The report includes the Hazardous Sites List, 1,900-plus ranked sites where cleanup actions have yet to be completed. The Toxics Cleanup Program (TCP) produces this report in December each odd-numbered year. In 2013, this report replaced the Annual Report (which had reported on MTCA expenditures every fiscal year). In 2017, we added “Expenditures” to the title (RCW 70.105D.030(6)).

MTCA Ten-Year Financing Report

The MTCA Ten-Year Financing Report looks to the future, with an estimate of local governments’ and the state’s cleanup financing needs over the next ten years. The report identifies long-term remedial action estimated costs, and projects future needs for remedial actions that are eligible for funding from STCA, LTCA, and ELSA. It describes only publicly funded cleanups. It also includes the list of projects and grant programs we include in Ecology’s biennial budget request to the Governor. TCP produces this report in September each even-numbered year, in cooperation with local governments that have cleanup responsibilities (RCW 70.105D.030(3) and (5)).

Cleanup Settlement Account (CSA) Report

The CSA Report describes work accomplished during the previous fiscal year (July 1 through June 30). It includes the Asarco bankruptcy settlement projects such as mine cleanups, the Everett Smelter, and the Tacoma Smelter Plume. The CSA holds funds from legal settlements or court orders that resolved liability for cleanup or natural resource damages, and links those funds to specific site or restoration efforts. TCP produces this report each year in October (RCW 70.105D.130(7)). Find the 2019 CSA report at <https://fortress.wa.gov/ecy/publications/SummaryPages/1909081.html>

Brownfields Redevelopment Trust Fund (BRTF) Account Report

The BRTF Account Report describes activity for each specific redevelopment opportunity zone or specific brownfield renewal authority for which specific legislative appropriation was provided in the previous two fiscal years.

RCW 70.105D.140(6) and (9) in MTCA required the Toxics Cleanup Program to produce this report each year in October starting in 2015. To date, however, reports have been limited to brief

communications to the Legislature: since no legislative appropriations have been made to the account, there has been no activity to report.

During the 2017–19 Biennium, the Toxics Cleanup Program identified possible reasons why accounts have not yet been created. See *Redevelopment Opportunity Zones and Brownfield Redevelopment Trust Fund Accounts in Washington State: 2013-2017* (Ecology publication no. 18-09-048) at <https://fortress.wa.gov/ecy/publications/SummaryPages/1809048.html>.

Ecology’s affordable housing report in 2018

A one-time report, *Healthy Housing Remediation: 2018 Results and Recommendations*, delivered the initial results of a program developed by the departments of Ecology and Commerce.

Engrossed Substitute Senate Bill (ESSB) 6095—2018 Supplemental Capital Budget,⁴ directed Ecology to develop a program intended to assist with investigating and cleaning up contamination for the development of affordable housing.

TCP produced this report in October 2018. Learn more about the project on p. 141 and download the report at <https://fortress.wa.gov/ecy/publications/SummaryPages/1809205.html>

⁴ ESSB 6095 (Chapter 298, Laws of 2018, Partial Veto):
<https://app.leg.wa.gov/billssummary?BillNumber=6095&Year=2017>

Table 2: Comparison of content found in Ecology’s two major MTCA financial reports: the MTCA Biennial Report of Expenditures and the MTCA Ten-Year Financing Report.

MTCA Biennial Report of Expenditures	MTCA Ten-Year Financing Report
Looks to the past with expenditures from the MTCA accounts over the last biennium.	Looks to the future with estimated costs from the MTCA accounts over the next ten years.
Documents the 1,900-plus ranked sites on Ecology’s Hazardous Sites List.	Lists cleanup sites and estimated funding needs self-reported by local governments, and provides separate budget estimates for large, multi-biennia cleanups that exceed \$10 million.
Highlights Ecology’s results, outcomes, and success stories.	Lists cleanup grant programs and projects included in Ecology’s biennial budget request.
Identifies operating and capital budget expenditures from LTCA, STCA, and ELSA by Ecology and other state agencies.	Identifies working capital reserves for LTCA, STCA, and ELSA for Ecology and local governments.
Identifies all sources of revenues (Hazardous Substance Tax and Ecology-generated revenues from cost recovery, fines, and other miscellaneous sources) deposited into and transferred out of the three MTCA accounts, and transfers between the accounts.	Identifies projected revenue for the three MTCA accounts based on the June forecast from Department of Revenue.
Discusses publicly funded cleanups, and privately funded cleanups at a high level.	Discusses only publicly funded cleanups.
Contains more detail about the Model Toxics Control Act, the MTCA accounts, and steps in the MTCA cleanup process; administrative options for cleanups; laws and liability; and public involvement opportunities.	Contains more detail about the types of remedial action grants available to local governments.
Produced by Ecology’s Toxics Cleanup Program in cooperation with other Ecology programs and state agencies.	Produced by Ecology’s Toxics Cleanup Program in cooperation with local governments that have cleanup responsibilities.
Due to the Legislature by December 1 in odd-numbered years. RCW 70.105D.030 (6)	Due to the Legislature by September 20 in even-numbered years. RCW 70.105D.030 (3) and (5)
2017 MTCA Biennial Report of Expenditures: https://fortress.wa.gov/ecy/publications/SummaryPages/1709055.html	2018 MTCA Ten-Year Financing Report: https://fortress.wa.gov/ecy/publications/SummaryPages/1809052.html

Chapter 2: The MTCA Cleanup Process

Over the last 100 years, past industrial practices and accidental spills have polluted Washington’s irreplaceable groundwater, soil, and sediment. The consequences of those events continue to threaten our state’s health today. This chapter defines cleanups, and describes the steps in the Model Toxics Control Act that help counter the threats. It outlines the administrative options for conducting cleanups; explains how we track sites in our database; and summarizes the laws and liability for those who are cleaning up sites. It also describes the many ways the public can get involved.



Since MTCA became law 30 years ago in 1989, Ecology has worked to isolate and remove historical contamination and prevent threats like these in the future. As of the date of this report, we’ve identified 13,300-plus sites as having confirmed or suspected contamination, and completed cleanups on more than 7,100 of them. We use MTCA’s step-by-step process to clean up these sites, remove contamination that can harm Washington residents, wildlife, and economy, and restore critical habitats.

The MTCA cleanup process powers Ecology’s work to conduct and oversee cleanups, and empowers *people* to play a role in protecting their communities.

What is a cleanup?

Cleanups are often considered construction projects that remove or immobilize contamination and put properties back into use. We frequently use the phrases *cleanup*, *cleanup site*, *contaminated site*, and *hazardous waste site* interchangeably. MTCA’s regulations defines a *hazardous waste site* as any site that Ecology has confirmed a release or a threatened release of a hazardous substance requiring remedial action ([WAC 173-340-200](#)).

Cleanup sites are defined by the nature and extent of contamination associated with one or more releases of hazardous substances. A complex site, for instance, requires more time and money to clean up. One example of a complex site is a co-mingled plume of chemicals at a former dry cleaners, where chemicals have seeped into soil and groundwater, then vaporize through cracks of nearby buildings—a complex problem known as *vapor intrusion*.

A routine site takes less time and money, such as a leaking underground storage tank where only petroleum has impacted soil or groundwater. Sites can be small like a petroleum spill at a gas station, or enormous like those in Tacoma and Everett that span thousands of acres as a result of untreated smelter deposits of arsenic and lead for nearly 100 years.

Contamination found on land (called *upland sites*) can affect more than one parcel of real property and impact soil and groundwater for miles. Contamination along our waterways (called

sediment sites) can damage the fragile aquatic environment, including vegetation, biota, and water quality. *Cleanup actions* (also called *cleanups* or *remedial actions*) are the collective planning, investigative, and technical work needed to clean up these contaminated sites.

Cleanups can be loud, dirty, and costly, but they are always worth it. They protect our health, facilitate habitat restoration, and help transform formerly unusable properties into thriving economic centers.

Steps in the formal MTCA cleanup process

Formal cleanups are those conducted by a potentially liable person under an order or decree that are supervised by Ecology, or those conducted by Ecology through contracted private companies. *Independent cleanups* are those conducted by property owners on their own or with technical assistance from Ecology or the Pollution Liability Insurance Agency (PLIA). Learn more about the differences between formal and independent cleanups later in this chapter (“Three options for conducting a MTCA cleanup”).

Ecology uses the MTCA cleanup process to conduct formal cleanups. Property owners who conduct independent cleanups might not follow all these steps, but must still meet MTCA's cleanup standards. The cleanup process, steps, and requirements, which are set forth in the MTCA Cleanup Rule (Chapter 173-340 WAC), are summarized below and highlighted in Figure 4. As we note in Chapter 5, not all sites will follow this process; many simple sites may be cleaned up at the Initial Investigation stage.

1. **Site Discovery & Initial Investigation.** Sites can be discovered through reports from property owners, employees, neighbors, or other agencies. We'll conduct an Initial Investigation to determine if the site needs further investigation. Property or tank owners may clean up the site at this stage. If not, we'll add it to our [Confirmed & Suspected Contaminated Sites List](#) (discussed in greater detail later in this chapter).
2. **Hazard Assessment.** We'll rank the site's hazard by comparing it to known sites. If it's a threat, it goes on our [Hazardous Sites List](#) (see Chapter 5).
3. **Remedial Investigation (RI).** After a detailed workplan is prepared that describes how the investigation will be done, an RI is conducted to define the nature, extent, and magnitude of pollution at the site. Find opportunities to comment in the [Site Register](#) and Ecology's [public involvement listing](#).
4. **Feasibility Study (FS).** This study uses information from the RI and identifies and analyzes cleanup alternatives. Find opportunities to comment in the [Site Register](#) and Ecology's [public involvement listing](#).

5. **Cleanup Action Plan (CAP).** We'll collaborate with property owners and other parties to develop a cleanup action plan that specifies cleanup standards and methods. The plan describes the steps to be taken, the schedule, and any environmental monitoring that will be required during and after the cleanup. Opportunities to comment and attend public meetings can be found in the [Site Register](#) and Ecology's [public involvement listing](#).
6. **Cleanup.** We'll work with the people responsible to clean up and remove sources of pollution. Engineering Design Reports developed during this step define the cleanup activities themselves, such as how we'll remove a leaking underground storage tank. The cleanup efforts to remove or isolate hazardous waste from our environment can be dirty, costly, and take years to complete. We sometimes refer to this as "cleanup construction," since the term "cleanup" can generally apply to many stages of the cleanup.
Read how a multi-year project at the Port of Everett improved ship access while removing 40,000 cubic yards of wood debris and contaminated sediment (p. 143).
7. **De-list the site.** We'll remove the site from the Hazardous Sites List after it meets all cleanup standards and requirements. Opportunities to comment on can be found in Ecology's [Site Register](#) and [public involvement listing](#).
8. **Take interim actions.** At any time during the cleanup process, we may take legal measures and extra steps to reduce the risk to human health and the environment, and partially clean up the contamination.

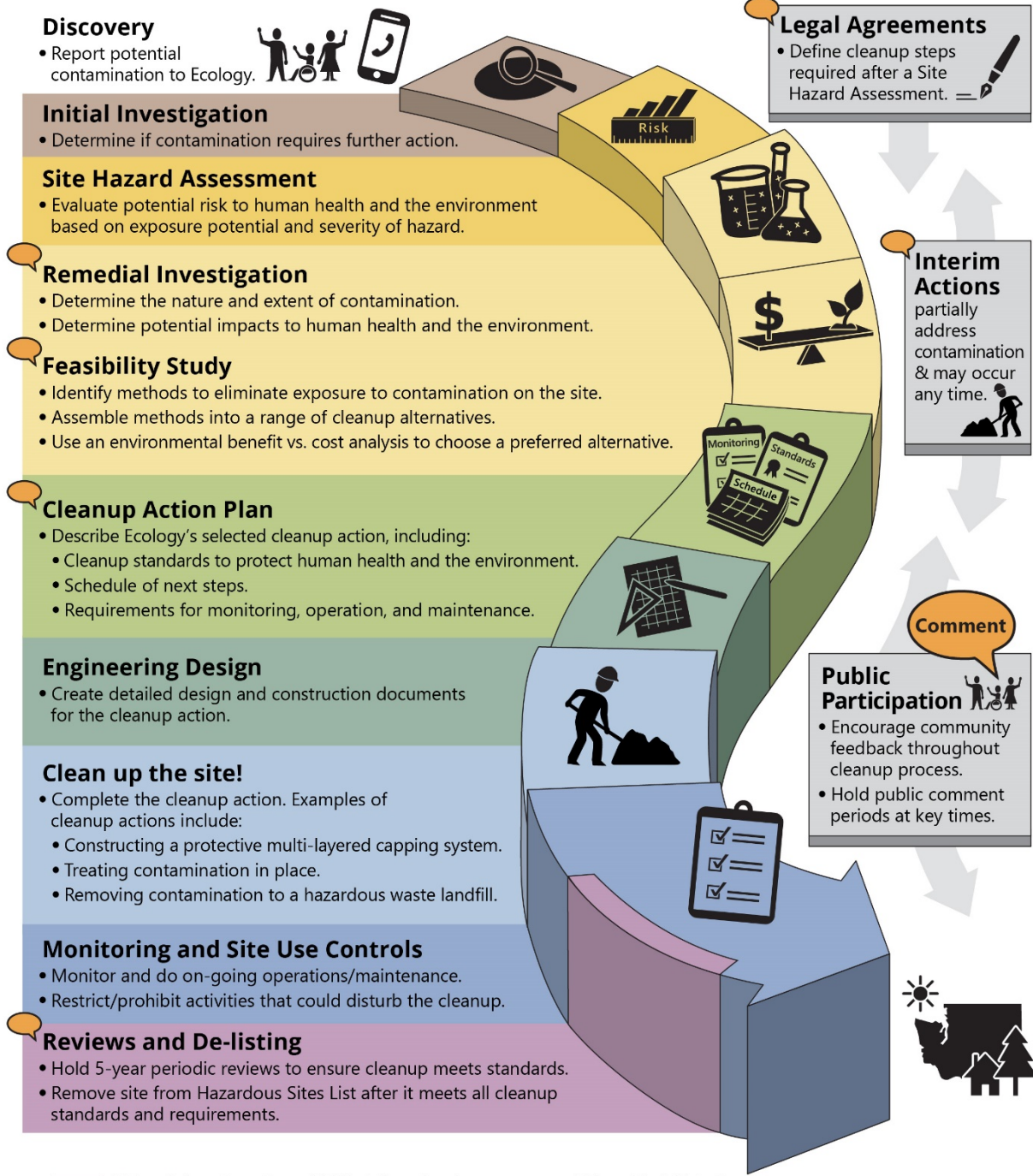
An example of an interim action might be referring cleanup emergencies to Ecology's Spills Program for immediate action. We may also conduct monitoring, Five-Year Periodic Reviews, and ongoing operations and maintenance to ensure cleanups meet MTCA standards and protect human health. We may use institutional controls, such as *environmental covenants*, that prohibit certain activities that could expose people to hazardous waste remaining at a site, or impact a cleanup's integrity over time.

Other examples of interim actions for formal cleanups might be issuing legal documents—such as an *agreed order* (which are available for public comment) to formalize an agreement between Washington state and potentially liable persons (PLPs) for actions needed at the site, or an *enforcement order* requiring cleanup.

Courts of law may order a *consent decree*, which formalizes an agreement between Washington state and PLPs about actions needed at the site; a *de minimis consent decree*, stating that the amount of contamination contributed by one or more PLPs is insignificant in amount or toxicity; or a *prospective purchaser consent decree*, indicating that a person who wants to purchase, redevelop, or reuse the site, is not currently liable for cleanup at a site.



Washington's Formal Cleanup Process



Washington's Cleanup Law
 Model Toxics Control Act (MTCA)

MTCA defines the cleanup process. This public-initiated environmental law directs upland cleanups (on land or in groundwater) and sediment cleanups (in freshwater or marine environments). Ecology enacts MTCA and regulates the cleanup process.

September 2019
 Ecology Publication 19-09-166

Figure 4: Steps in the formal MTCA cleanup process. Comment periods can be combined. They only apply: a) to sites being cleaned up by Ecology (through contractors) or by responsible persons under an order or decree; or b) when a site is being de-listed from the Hazardous Sites List.

Three options for conducting a MTCA cleanup

There are three administrative options for conducting a MTCA cleanup (Figure 5):

1. **Independent cleanups by property owners.** These are cleanups conducted by property owners on their own or with technical assistance from Ecology or the Pollution Liability Insurance Agency (PLIA). These *independent cleanups* must meet MTCA standards, but owners set their own timelines. Owners can ask for help through Ecology’s Voluntary Cleanup Program (VCP) or PLIA’s Petroleum and Heating Oil Technical Assistance Programs (PTAP and HOTAP), but aren’t required to do so. The only time the public can provide input is if a site is being removed from the Hazardous Sites List.
2. **Ecology-supervised cleanups by potentially liable persons.** These *formal cleanups* are conducted by a potentially liable person under an agreed order, enforcement order, or a court-approved consent decree (known as a settlement). Ecology-supervised cleanups must meet MTCA standards. The public can provide input throughout the cleanup process.
3. **Ecology-conducted cleanups.** These *formal cleanups* are conducted by Ecology, usually when no potentially liable person can be identified or when such persons are unable or unwilling to pay for the cleanup. Ecology contracts with private companies to perform the cleanups. Ecology-conducted cleanups must meet MTCA standards. The public can provide input throughout the cleanup process.

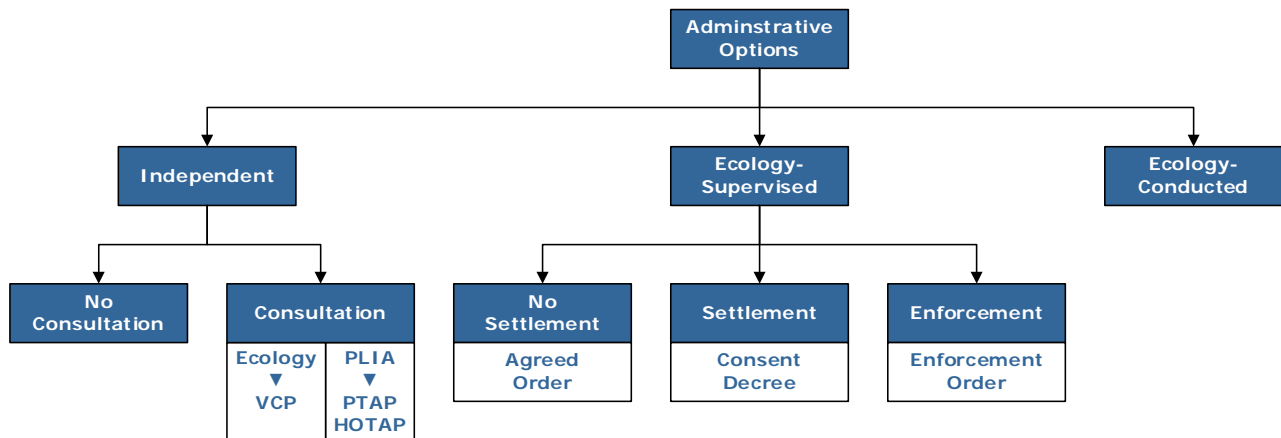


Figure 5: Administrative options for cleanup. Options include: 1) independent cleanups by property owners, on their own or with technical assistance from Ecology or the Pollution Liability Insurance Agency (PLIA); 2) Ecology-supervised cleanups by potentially liable persons under an agreed order, consent decree, or enforcement order; or 3) Ecology-conducted cleanups.

Independent and formal cleanup options in detail

1. Independent cleanup with no consultation.

Anyone may conduct remedial actions independently at a hazardous waste site if Ecology is not:

- Supervising remedial action at the site under an order or decree; or
- Negotiating an order or decree that will govern remedial action at the site.

Under this option, a person may perform the cleanup independently, without any Ecology supervision or consultation or public involvement. In these situations, the person conducting the cleanup does not get an opinion from Ecology on the sufficiency of the cleanup or settle with the state for that person's liability for that cleanup.

2. Independent cleanup with Ecology consultation under Voluntary Cleanup Program.

Under this option, a person can conduct the cleanup independently and request technical assistance and an opinion from Ecology on the sufficiency of the cleanup. Ecology provides these services for a fee, which is deposited into the STCA. The fee pays for Ecology consultations and review, and the public is not involved in the decision-making process.

Benefits of this approach:

- The person conducting the cleanup controls the scope and schedule of the cleanup, and determines the nature and extent of state involvement.
- The person conducting the cleanup can get an authoritative opinion from the state, which is a neutral third party to any property transaction. A “no further action” opinion from the state usually satisfies financial institutions' requirements.

Limitations of this approach:

- This option does not settle liability with the state or provide protection from third party contribution claims.
- This option is designed for the vast majority of hazardous waste sites (such as commercial gas stations), which are smaller and less complex. It is not designed for larger and more complex sites that may, for example, impact multiple properties; have groundwater or sediments contamination; or affect the health of people in the area of the site. Ecology typically requires that cleanups at larger, complex sites be done under our supervision and with public involvement in the decision-making process.

3. Independent cleanup with PLIA consultation under Petroleum Technical Assistance Program (PTAP) or Heating Oil Technical Assistance Program (HOTAP).

Tank owners and operators who independently clean up their sites may apply to receive technical assistance and written opinions from PLIA for a one-time, flat fee. For more information on fees and what sites qualify, visit www.plia.wa.gov. Beginning in July 2017, Ecology's VCP no longer accepted heating oil cleanups that were eligible for PLIA's Heating Oil Technical Assistance program (HOTAP); instead, they are now all managed under HOTAP. Ecology's [Agency Determination Checklist](#)⁵ helps tank owners determine if VCP or PTAP is most appropriate for their site-specific, technical consultation needs.

4. Ecology-supervised cleanup with no liability settlement under an agreed order.

Under this option, the cleanup is supervised by Ecology under an agreed order. Schedules are negotiated with Ecology. Public involvement opportunities occur throughout the process. However, unlike a consent decree, an agreed order does not settle liability with the state or provide protection from third-party contribution claims. For this reason, agreed orders are used primarily during the remedial investigation and feasibility study phases. (See Figure 4, "Steps in the Cleanup Process.")

5. Ecology-supervised cleanup with liability settlement under a consent decree.

Under this option, the cleanup is supervised by Ecology and the Attorney General under a consent decree, which is a formal legal agreement filed in court. As under an agreed order, schedules are negotiated with Ecology. Public involvement opportunities occur throughout the process as shown in Figure XX. However, unlike an agreed order, a consent decree allows persons to settle their liability to the state and provides protection from third-party contribution claims. Because the scope of liability usually cannot be determined until the nature and extent of the contamination has been determined and a cleanup action selected, consent decrees are used mostly during the cleanup phase.

6. Ecology-supervised cleanup under an enforcement order.

Under MTCA, Ecology has the option to issue an enforcement order to compel potentially liable person to conduct cleanups. Violations of such an order can result in substantial fines and penalties. Public involvement opportunities occur throughout the process as shown in Figure 4.

⁵ <https://fortress.wa.gov/ecy/publications/SummaryPages/1709059.html>

7. Ecology-conducted cleanup.

Ecology conducts cleanups when no potentially liable person can be identified or when such persons are unable or unwilling to pay for the cleanup. Ecology contracts with private companies to perform the cleanups. Public involvement opportunities occur throughout the process as shown in Figure 4.

Tracking the details in Ecology’s Integrated Site information System

The Integrated Site Information System (ISIS) is Ecology’s internal environmental database that tracks all 13,300-plus known hazardous waste sites. We use ISIS to catalog new sites, help prioritize our work, and track a cleanup’s progress. All of the cleanups found in ISIS sort into three lists that the public can download. Figure 6 shows the number of sites on each list as of June 30, 2019.

1. **Confirmed and Suspected Contaminated Sites List (CSCSL)** identifies sites that are undergoing cleanup, awaiting cleanup, or awaiting further investigation, and have yet to receive a No Further Action (NFA) determination:
<https://apps.ecology.wa.gov/tcpwebreporting/reports/cleanup/contaminated>
2. **No Further Action (NFA) List** identifies sites that were previously on the Confirmed and Suspected Contaminated Sites list but have received a No Further Action (NFA) determination:
<https://apps.ecology.wa.gov/tcpwebreporting/reports/cleanup/nfa>
3. **Hazardous Sites List (HSL)** is a subset of ranked sites on the Confirmed and Suspected Contaminated Sites list, whose cleanup actions have yet to be completed:
<https://fortress.wa.gov/ecy/publications/UIPages/PublicationList.aspx?IndexTypeName=Program&NameValue=Toxics+Cleanup&DocumentTypeName=Newsletter>

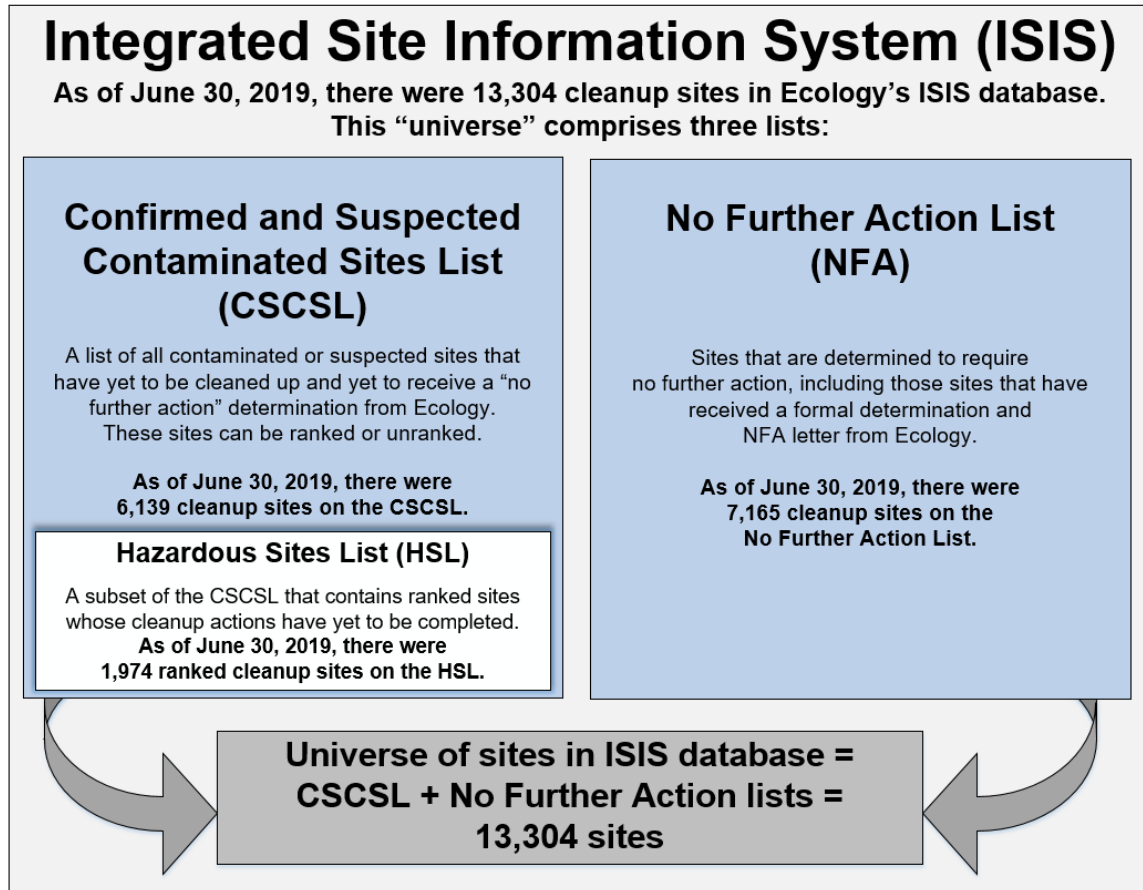


Figure 6: Ecology’s ISIS database comprises sites on the Confirmed and Suspected Contaminated Sites List, Hazardous Sites List, and No Further Action List.

How does a site get placed on the Confirmed and Suspected Contamination Sites List (CSCSL)?

Ecology can become aware of potential contamination in many ways, such as a complaint from a neighbor, or reports from other government officials, employees, or former employees. Owners and operators of facilities (like gas stations and tank farms) must also report the discovery of any release of a hazardous substance that may pose a threat to human health or the environment. Anyone is encouraged to report knowledge of such releases. We may also receive reports as a result of disclosure requirements in real estate laws, or Phase I or Phase II environmental assessments required by lenders.

There are several steps through which we place a site on the CSCSL:

1. Upon being notified of a suspected release, Ecology or our designee must conduct an Initial Investigation (II) of the facility to confirm the release. Before 2017, we often contracted with local health departments to conduct these investigations. All IIs are now

conducted by Ecology or the Pollution Liability Insurance Agency (PLIA). PLIA only conducts initial investigations of suspected heating oil sites. Investigations typically involve reviewing available facility records; inspecting the facility; and (if needed) conducting limited testing to determine if the site needs further investigation, emergency cleanup, or no further action.

2. If we confirm through the Initial Investigation that there has been a release that requires further remedial action, the site is entered into ISIS as having “confirmed or suspected contamination” and placed on the CSCSL. These may need cleanup under MTCA. A notice of the CSCSL listing is sent to the owners and operators of the facility and any other potentially liable persons known to Ecology.
3. Typically, the site then awaits a Site Hazard Assessment (SHA) to confirm the presence of hazardous substances and to determine the relative risk the site poses to human health and the environment using the Washington Ranking Method (WARM). A WARM score is a number between 1 and 5, where “1” represents the highest level of risk and “5” the lowest. Some factors that enter into site hazard ranking include the amount and type of contaminants present, and how easily contaminants could come into contact with people and the environment. The level of public concern is not considered when ranking a site. However, it is considered when establishing priorities as noted later in this report.
4. If we determine that further action is not required, the site is identified in ISIS as “no further action required.” A formal No Further Action (NFA) letter can be issued at any point during the cleanup process, but it may not be needed for sites that are cleaned up before being formally ranked through the SHA process.

How does a site get removed from the Hazardous Sites List?

We add a site to the HSL after it has been ranked, based on the results of the Site Hazard Assessment. We remove it from the HSL and designate it “no further action” when:

a) cleanup actions are completed; b) cleanup standards are met; and c) a 30-day public comment period to remove the site from the Hazardous Sites List has been conducted.

See Chapter 5 and Appendix H for more information about the Hazardous Sites List and Washington Ranking Method (WARM).

Find out what’s happening with a cleanup

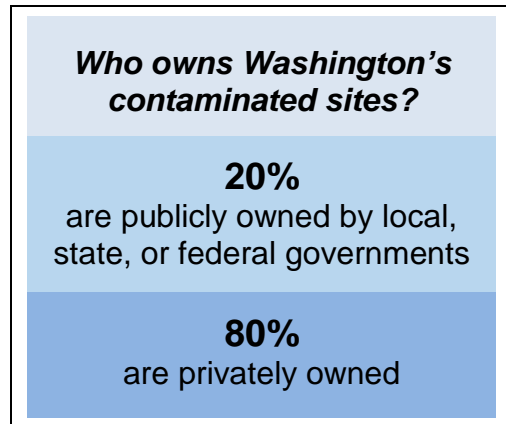
Table 3 describes how you can learn about cleanups that are happening in your community.

Table 3: Online resources to find out what’s happening with cleanup sites in your community.

Resource	Description	Link
What’s in My Neighborhood (interactive map)	Search for cleanups in your neighborhood using this interactive map that draws data from ISIS and other databases.	https://apps.ecology.wa.gov/neighborhood/
TCP Web Reporting portal (online application)	Download reports, lists, and maps such as Underground Storage Tanks, VCP wait lists, Brownfields sites, Tacoma and Everett smelter plume’s Dirt Alert map, and Confirmed and Suspected Contamination Sites. Web Reporting pulls data from Ecology’s ISIS and Underground Storage Tank databases.	https://apps.ecology.wa.gov/tcpwebreporting/
Cleanup Site Search (database)	Search all of Washington’s 13,300-plus contaminated sites using data pulled from our ISIS database. Each site links to its own webpage (called a “generated site page”) where you can find photos, documents, and details about the cleanup.	https://apps.ecology.wa.gov/gsp/SiteSearchPage.aspx
Site Register (newsletter)	Find announcements about specific sites, policy updates, and rulemakings in this online newsletter that we publish twice a month.	https://fortress.wa.gov/ecy/publications/UIPages/PublicationList.aspx?IndexTypeName=Program&NameValue=Toxics+Cleanup&DocumentTypeName=Newsletter
Hazardous Sites List (newsletter)	The HSL is a special edition of the <i>Site Register</i> published twice a year in February and August/September. Every two years at the end of each biennium, we also publish it in the MTCA Biennial Report of Expenditures (Appendix H).	https://fortress.wa.gov/ecy/publications/UIPages/PublicationList.aspx?IndexTypeName=Program&NameValue=Toxics+Cleanup&DocumentTypeName=Newsletter

Washington has 13,300-plus cleanup sites and the number keeps growing

As of June 30, 2019, Ecology identified 13,304 known or suspected contaminated sites in Washington. ISIS captures this “universe” of sites and sorts it into three lists: 1) **Confirmed and Suspected Contaminated Sites List (CSCSL)**; 2) **Hazardous Sites List (HSL)**, which is a subset of the CSCSL; and 3) **No Further Action List**. See Figure 6.



Sites on these lists are at varying stages of investigation and cleanup. As of June 30, 2019, there were a total of 13,304 sites in ISIS: 6,139 cleanup sites on the CSCSL (which includes 20 sites tracked by EPA) and 7,165 sites on the No Further Action List.

This universe of contamination continues to expand since we began tracking it in 2000 nearly 20 years ago. Ecology and cleanup contractors complete cleanups at an average rate of 239 sites each year, but about 200 to 300 new contaminated sites are discovered and reported

each year. Simply put: new sites continue to arrive faster than individual ability, private resources, or public funding can clean them up.⁶

We update the ISIS database with new sites that are reported to Ecology, and with status changes for individual sites (for example, when a site’s cleanup actions are completed). Ecology uses several categories to classify these sites in ISIS. As of June 30, 2019:

- **No Further Action List = 7,165 sites.** Ecology determined that 7,165 sites in Washington have been cleaned up and required no further action. This category includes sites that have been issued a formal NFA determination from Ecology, as well as those that did not need a formal written determination. Ecology can make the determination that no further action is required when cleanup is conducted at the Initial Investigation or Site Hazard Assessment stage.⁷ Formal NFA letters can be issued for a site at any time during the cleanup process.
- **Cleanup Started = 4,036 sites.** These are sites where investigations and cleanup actions have begun. This includes sites that are doing testing and engineering analyses to

⁶ The majority of new sites reported to Ecology contain “old” or “legacy” pollution, e.g., petroleum from leaking tanks under former gas stations or former dump sites. Most of these new sites are reported by the public or consultants who are doing due diligence for property transactions. Ecology does not actively seek new sites unless conducting a broad geographic cleanup action, such as area-wide or bay-wide cleanup.

⁷ Sites with minor contamination are often cleaned up at the Initial Investigation or Hazard Assessment stage.

develop a cleanup plan, as well as sites that have done partial cleanups (“interim actions”) that have not been completed for a variety of reasons.

- **Awaiting Cleanup = 1,882 sites.** These are sites that have not started any cleanup actions, which typically include sites that do not pose an immediate threat but still need to be cleaned up.
- **Undergoing Monitoring –and– Reported Cleaned Up = 201 sites.** These comprise:
 - 81 sites where construction is complete and cleanup actions involve ongoing operation and maintenance monitoring, such as groundwater pump and treatment systems (Construction Complete / O&M Monitoring).
 - 115 sites where compliance monitoring remains to be completed to ensure the cleanup was successful (Performance Monitoring).
 - 5 sites have been reported cleaned up by property owners and other persons (Reported Cleaned Up or RCU).
- **Tracked by EPA = 20 sites.** These sites are in our ISIS database but are tracked and managed by the EPA.

Figures 7 and 8 show the status of sites through June 30, 2019, and the progression of site status since 1995, respectively. The charts include sites that are tracked by the U.S. Environmental Protection Agency (EPA), or federal facilities for the military and U.S. Department of Energy. Ecology staff often work with the EPA and other branches of the federal government to make sure these cleanups comply with Washington state law.

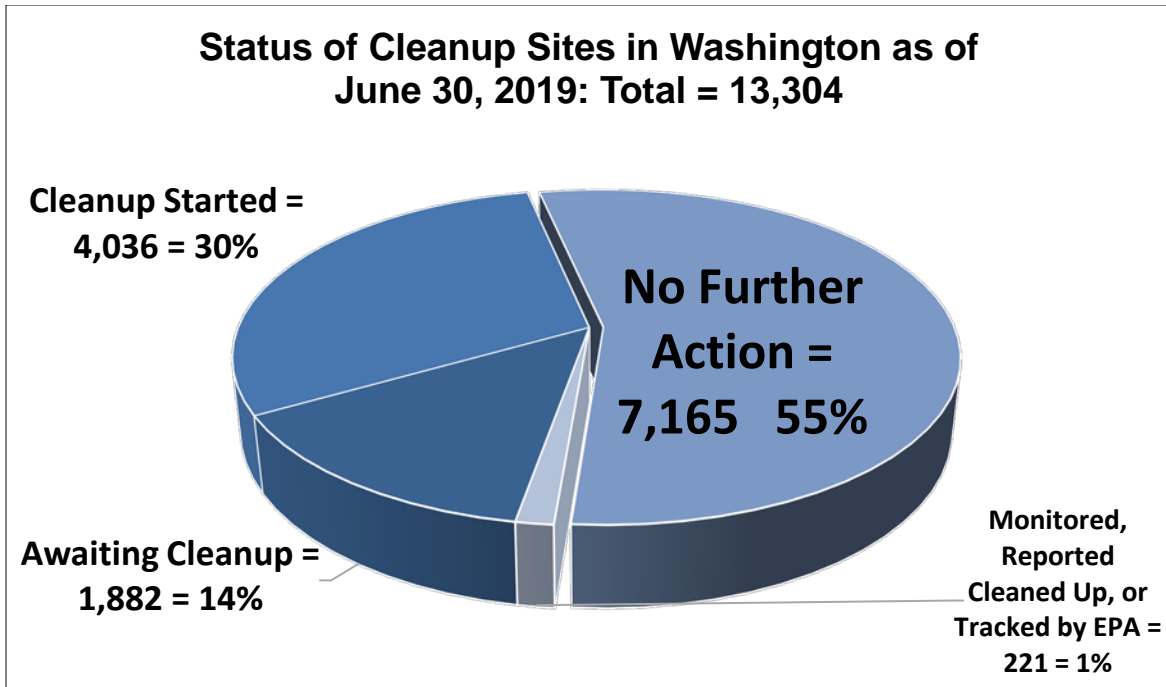


Figure 7: Status of cleanup sites in Washington state as of June 30, 2019.

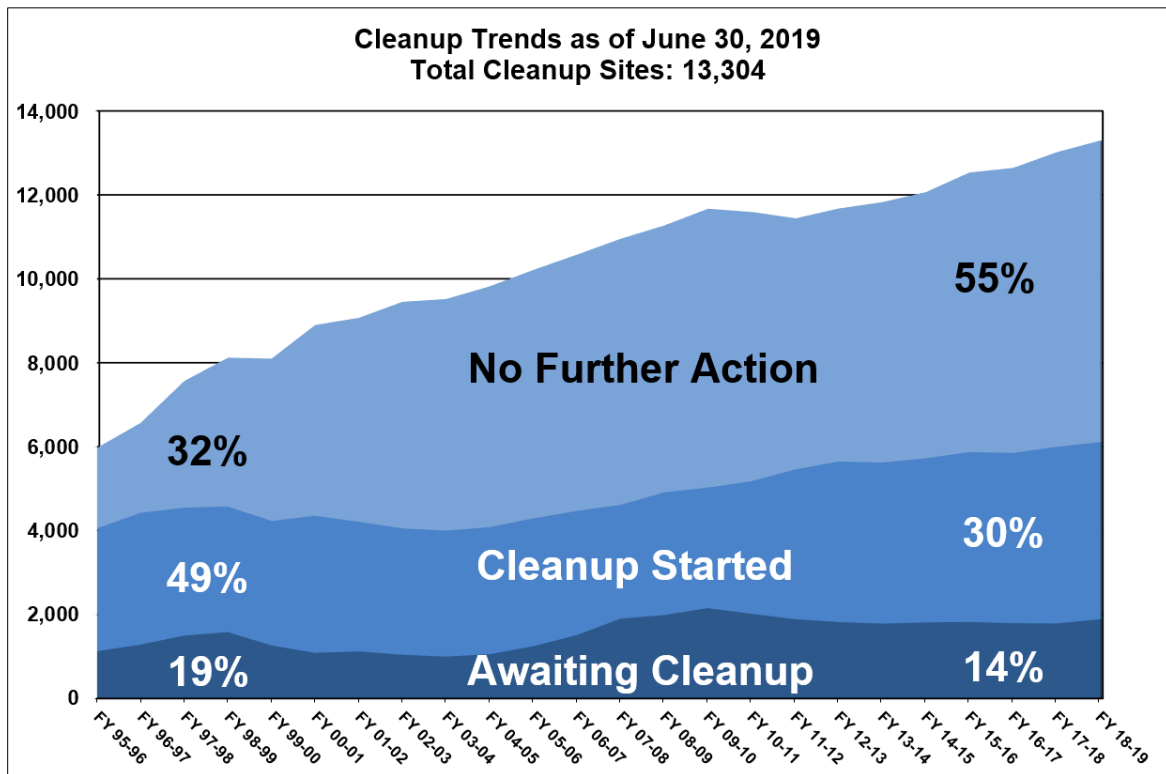


Figure 8: Progression of site status since the mid-1990s. Not reflected in the graph is the 1% of sites that are being monitored (201 sites), reported cleaned up (5 sites), or tracked by EPA (20 sites) as of June 30, 2019.

Laws and liability

MTCA governs the cleanup of hazardous waste sites

Hazardous waste site cleanups in Washington are governed by the Model Toxics Control Act (MTCA), Chapter 70.105D RCW. The cleanup law was passed by the voters as Initiative 97 in November 1988, and became law on March 1, 1989.

Ecology has also written and adopted regulations under MTCA to guide the investigation and cleanup of hazardous waste sites. These regulations, known as rules, set cleanup standards and other requirements and help us put MTCA into action:

- Chapter 173-340 WAC, Model Toxics Control Act Cleanup Regulation (MTCA Cleanup Rule).⁸
- Chapter 173-204 WAC, Sediment Management Standards (Sediment Cleanup rule).⁹
- Chapter 173-322A WAC, Remedial Action Grants and Loans (RAG rule).¹⁰

Cleanups in Washington may also be managed by the U.S. Environmental Protection Agency (EPA) under the federal Comprehensive Environmental Response, Compensation and Liability Act (CERCLA), 42 U.S.C. Sec. 9601 et seq., which is commonly known as Superfund. The implementing regulations are in the National Oil and Hazardous Substances Pollution Contingency Plan (NCP), 40 C.F.R. Part 300.

The federal Superfund program is intended to address many of the larger and more complex contaminated sites throughout the United States, including Washington. EPA assesses and lists these sites on the National Priorities List (NPL). Ecology includes NPL sites on the state HSL and gives them a rank of zero. Notably, petroleum-contaminated sites, which are the most common type of site, are not subject to regulation under the federal Superfund law. NPL sites

⁸ The MTCA Cleanup Rule was originally adopted by Ecology in two phases on April 3, 1990, (WSR 90-08-086) and January 28, 1991 (WSR 91-04-019). The rule was subsequently amended by Ecology in January 1996 (WSR 96-04-010), February 2001 (WSR 01-05-024), and October 2007 (WSR 07-21-065). In 2018, Ecology launched a multi-year process to update the rule: <https://ecology.wa.gov/Regulations-Permits/Laws-rules-rulemaking/Rulemaking/WAC-173-340>

⁹ The Sediment Cleanup Rule was originally adopted by Ecology on March 27, 1991, and became effective on April 27, 1991 (WSR 91-08-019). The rule was subsequently amended by Ecology in December 1995 (WSR 96-02-58) and February 2013 (WSR 13-06-014).

¹⁰ On August 29, 2014, the Department of Ecology repealed Chapter 173-322 WAC and adopted Chapter 173-322A WAC, Remedial Action Grants and Loans. The modified rule became effective on September 29, 2014.

are managed either by EPA, Ecology, or both in accordance with a memorandum of agreement between the agencies.

Cleanups conducted under the federal Superfund law must comply with all applicable state laws, including MTCA. At sites where EPA is conducting the cleanup using Superfund moneys, the state is responsible for funding a share of the cleanup cost, including a portion of the construction costs and all of the long-term operation and maintenance costs.

Ecology and PLIA conduct work under MTCA

Four Ecology programs, primarily the Toxics Cleanup Program (TCP), are responsible for implementing and enforcing MTCA cleanup efforts. The Pollution Liability Insurance Agency (PLIA) facilitates independent cleanups and conducts Initial Investigations of suspected heating oil tank releases.

- **Toxics Cleanup Program** is primarily responsible for implementing and enforcing MTCA, and overseeing or managing the cleanup of most hazardous waste sites in the state. Under the Voluntary Cleanup Program, TCP facilitates independent cleanups by providing property owners advice on how to conduct their cleanups and written opinions on the sufficiency of their cleanups. TCP is responsible for developing the rules and guidelines governing the cleanup of hazardous waste sites. It manages the Remedial Action Grant program that funds cleanups by local governments. It also manages the Brownfields program, whose staff work with local governments to facilitate the cleanup and redevelopment of brownfields. TCP's Underground Storage Tank program staff regulate and periodically inspect about 9,000 tanks at over 3,300 fueling and other facilities statewide.
- **Hazardous Waste and Toxics Reduction Program** is responsible for overseeing the cleanup of releases from hazardous waste treatment, storage, and disposal facilities regulated under the Hazardous Waste Management Act, Chapter 70.105 RCW.
- **Solid Waste Management Program (formerly Waste 2 Resources Program)** is responsible for overseeing the cleanup of releases from large industrial facilities (pulp and paper mills, petroleum refining and distribution systems, and aluminum smelters) and permitted landfills.
- **Nuclear Waste Program** is responsible for ensuring that the cleanup of sites contaminated with hazardous substances on the Hanford Nuclear Reservation is conducted consistent with state law.
- **The Pollution Liability Insurance Agency** facilitates independent cleanups of petroleum storage tank releases under MTCA by providing property owners advice on how to conduct their cleanups, and written opinions on the sufficiency of their cleanups, through their Heating Oil Petroleum Technical Assistance Program (HOTAP) and their

Petroleum Technical Assistance Program (PTAP). PLIA also conducts Initial Investigations of suspected heating oil tank releases. Learn more about PLIA at www.plia.wa.gov.

Who pays for cleaning up hazardous waste sites?

In general, cleanups are paid for by the persons responsible (liable) for the hazardous waste site. MTCA specifies who is liable. When a local government is a liable party, Ecology has the authority under MTCA to provide them grants to help pay for the cleanup. These “remedial action grants” are primarily funded by the MTCA accounts. State Building Construction Account bonds have also been appropriated to cleanup for a variety of reasons. Most recently, bond appropriations were made when the MTCA accounts experienced revenue shortfalls.

Ecology typically conducts and pays for cleanups when:

- The liable persons are unwilling to clean up the site.
- No liable person can be identified (e.g., the site has been abandoned).
- The liable person is unable to pay (e.g., the business is bankrupt).
- The liable person has a limited ability to pay. In such cases, Ecology has the authority under MTCA to enter into a mixed funding agreement, that is, using a mix of public and private funds to pay for the cleanup.

Cleanups conducted by Ecology are primarily funded by the MTCA accounts. Ecology has the authority to, and often does, recover its costs for conducting these cleanups.

Chapter 4 provides information on the cleanups conducted or funded by Ecology during the 2017–19 biennium. Chapter 4 also provides information on the costs recovered from liable persons.

Who is liable for cleanups of hazardous waste sites? ¹¹

Under MTCA, the following persons¹² may be liable for releases of hazardous substances at a facility, and may be required by Ecology to clean up or pay for the cleanup:

- The current owner or operator of the facility.
- Persons who owned or operated a facility at the time of the release.
- Persons who generated hazardous waste disposed of, or treated at, the facility.

¹¹ This is a summary of the statutory requirements. For exact language, see [Chapter RCW 70.105D](#).

¹² “Person” includes businesses and governmental entities, in addition to individuals.

- Persons who arranged for the disposal or treatment of a hazardous substance at the facility.
- Persons who transported a hazardous substance for disposal or treatment at the facility, if the facility could not legally receive the substance.
- Persons who sell and provide written instructions for the use of a hazardous substance, if a person following those instructions causes the release.

Nature and scope of a person's liability

Each person who is liable to the state under MTCA is strictly liable, jointly and severally, for all remedial action costs and for all natural resource damages resulting from the release or threatened release of hazardous substances at a site.

- **Strict liability** means that a person falling within the definition of a liable person is liable for the costs and damages resulting from the release or threatened release of hazardous substances at a site, without regard to fault.
- **Joint and several liability** means that each liable person can be liable for all the costs and damages resulting from the release or threatened release of hazardous substances at a site, regardless of fault.

What must a liable person do to resolve their liability?

To resolve their liability to the state under MTCA, a liable person must obtain a settlement with the state. This is done by entering into a consent decree with Ecology and the Attorney General.

A person can take legal action to require other liable persons to share in the cost of a cleanup

Persons who incur remedial action costs may bring a private right of action, including a claim for contribution, against other liable persons under MTCA to recover their costs. Persons may only recover the costs of remedial actions that are the substantial equivalent of Ecology-conducted or Ecology-supervised remedial actions. The court decides whether remedial actions are substantially equivalent.

How can the public can get involved in the cleanup process?

Local citizen groups affected by contamination can apply for grants

Citizen groups living near contaminated sites may apply for Public Participation Grants (PPGs) during open application periods. These grants help citizen groups receive technical assistance to understand the cleanup process and create additional avenues for people to participate during a cleanup. Eligible projects include those that encourage public involvement in the investigation and cleanup of contaminated sites, and those that encourage public involvement to eliminate or reduce waste. Two examples of grants funded by the MTCA accounts during the 2017–19 biennium include:

- ***Vision for Hanford***, for conducting outreach to Yakama Nation citizens and Washington residents to engage in cleanup decisions on the Hanford nuclear site.
- ***Improving Public Health, Water Quality, & Stewardship of the Spokane River***, for raising awareness of health risks in low-income/non-English speaking communities from PCB contamination in the Spokane River.

For more information about PPGs, visit Ecology’s Grants and Loans webpage at:

<https://ecology.wa.gov/About-us/How-we-operate/Grants-loans/Find-a-grant-or-loan/Public-participation-grants>.

For the list of grant recipients and amounts during the 2017–19 biennium, see Appendix F and brief discussion in Chapter 4. For general descriptions of types of grants available, including PPGs, see Appendix B.

Watch for opportunities to comment on cleanup decisions and rulemakings

Public participation is an integral part of our responsibilities under MTCA. Ecology strongly believes it is important to provide the public with timely information and meaningful participation opportunities that fit each site. Table 4 describes ways the public can get involved and stay informed to ensure their voices are heard. Comment periods are one such way.

When we conduct or supervise a cleanup by liable persons, we notify the public of opportunities to comment at key stages during that process, which include *interim actions*, *remedial investigations*, *feasibility studies*, the *cleanup actions* themselves, and when we propose to de-list a cleaned-up site from the Hazardous Sites List.

People who conduct independent cleanups are not required to provide this notice or opportunity for public comment, but must submit a report to Ecology when they complete any remedial actions. We’ll post notices in Ecology’s [Site Register](#), an electronic newsletter produced at least twice a month. People who conduct independent cleanups and plan to seek contribution from other liable persons must also meet certain additional notification requirements specified in

[WAC 173-340-545](#). Other opportunities to comment are during rulemakings, such as the MTCA Cleanup Rule Update,¹³ and when we propose new or revised technical guidance, such as assessing vapor intrusion.¹⁴

Learn about Ecology’s work

- Visit our website to learn more ways we’re protecting Washington’s health, residents, and environment: <https://ecology.wa.gov>
- Contact Ecology staff and programs: <https://ecology.wa.gov/About-us/Get-to-know-us/Contact-us/Program-contacts>

Table 4: Opportunities to get involved and stay informed about cleanups.

Resource	Description	Link
Public Participation Plan	A plan prepared for all sites under an order or decree, or when Ecology is conducting the cleanup. The plan identifies opportunities for the community to become involved and describes how we will inform them about site activities. It’s a flexible working document that’s updated as community concerns emerge and more information becomes available. See link at right for an example for the Mount Baker Properties (CSID 13054).	Example Public Participation Plan: https://fortress.wa.gov/ecy/gsp/DocViewer.ashx?did=58669
Public Involvement Listing	An electronic listing of Ecology’s upcoming public meetings for all agency activities.	https://ecology.wa.gov/Events/Search/Listing
Public meetings	We’ll often hold informal public meetings when there is a high level of public interest in a site and at key times during the cleanup process. These are an opportunity to stay informed and provide input before we make a decision. If requested by ten or more people, we will also hold a formal public hearing for the purpose of taking comments on proposed actions at a site.	https://ecology.wa.gov/Events/Search/Listing

¹³ MTCA Cleanup Rule Update, Chapter 173-340 WAC, <https://ecology.wa.gov/Regulations-Permits/Laws-rules-rulemaking/Rulemaking/WAC-173-340>

¹⁴ Ecology’s vapor intrusion webpage and guidance, <https://ecology.wa.gov/Regulations-Permits/Guidance-technical-assistance/Vapor-intrusion-overview>

Resource	Description	Link
Site Register	<p>An electronic newsletter issued by Ecology at least twice a month that provides information on cleanups and announces public comment opportunities.</p> <p>Subscribe at: http://listserv.ecology.wa.gov/scripts/wa-ECOLOGY.exe?SUBED1=SITEREGISTER&A=1</p>	https://fortress.wa.gov/ecy/publications/UIPages/PublicationList.aspx?IndexTypeName=Program&NameValue=Toxics+Cleanup&DocumentTypeName=Newsletter
eComments	<p>A tool for submitting your comments online. Watch for opportunities to comment in Ecology’s Public Involvement Listing.</p>	https://ecology.wa.gov/Events/Search/Listing
Information Repositories	<p>Locally convenient places like public libraries, community centers, and regional Ecology offices, where you can read and review site information. During a site’s comment period, documents are available for review at repositories identified for that site. The Site Register and Public Involvement Listing will have this information.</p>	
Mailing lists (electronic and hardcopy)	<p>Ecology maintains mailing lists of interested parties, organizations, and residents living near a cleanup site. We use them to distribute information about the cleanup to interested individuals and notify them about public meetings and opportunities to comment. Contact your regional office to get on these lists.</p>	https://ecology.wa.gov/About-us/Get-to-know-us/Contact-us
MTCA-SMS Rule Listserv	<p>A mailing list specifically for news about the MTCA regulations (MTCA Cleanup Rule) or Sediment Management Standards (Sediment Cleanup Rule). For example, we use this to distribute major milestones and next steps for the Cleanup Rule Update that began in 2018.</p>	http://listserv.ecology.wa.gov/scripts/wa-ECOLOGY.exe?SUBED1=MTCA-SMS-RULE-UPDATE&A=1
Grants and loans, including Public Participation Grants	<p>List of grants and loans, including details about the application process, eligibility, types of projects, timelines, and requirements.</p>	https://ecology.wa.gov/About-us/How-we-operate/Grants-loans/Find-a-grant-or-loan
What’s in My Neighborhood	<p>Search for cleanups in your neighborhood using this interactive map of Ecology’s 13,300-plus contaminated sites.</p>	https://fortress.wa.gov/ecy/neighborhood/



MTCA SUCCESS IN COWLITZ COUNTY

Public participation informs Reynolds Cleanup Plan, supports redevelopment, and protects Columbia River

The Reynolds Aluminum Smelter near Longview produced high-purity aluminum for nearly six decades, supporting the effort to win World War II and providing hundreds of high-paying jobs to generations of Cowlitz County residents. As with many Washington’s aluminum smelters, the plant eventually succumbed to rising power costs and falling aluminum prices. The facility stopped operations in 2001. The aluminum smelting legacy left behind hundreds of thousands of tons of industrial byproduct contaminating groundwater, soil, and sediments.

Our Solid Waste Program’s Industrial Section began working with the current owner and operator in 2012 to investigate the extent of contamination, examine the options for possible cleanup, and develop a Cleanup Action Plan for the site. An interim action to remove contaminated sediments from the Columbia River was successfully completed in 2016. The local community has been very vocal and engaged throughout the process. Its members attended many workshops, meetings and submitted well over 2,000 comments along the way.

The public voiced consistent concerns throughout the cleanup process. They view the site’s cleanup and redevelopment as vital for family wage and job growth, and a strong local economy. The site encompasses more than 500 acres and includes electrical, rail, and marine infrastructure set on more than a mile of Columbia River waterfront. The cleanup is more important to the community than just economics. We also heard how critical it was that the cleanup protect the environment: so many residents cherish the Columbia River for its fisheries, cultural resources and the recreational opportunities that it provides.

The Cleanup Action Plan and Consent Decree signed in December 2018 address these key areas. Industrial wastes on the site will be consolidated and capped to optimize the area available for redevelopment. Groundwater contamination will be addressed using permeable reactive barriers and other passive treatment techniques. A comprehensive monitoring program for groundwater and pore water along the shoreline, together with a robust financial assurance program, will ensure that the cleanup actions remain effective over the long term.

Under the cleanup agreement, remediation work is slated to take place over the next two to three years pending receipt of the necessary permits. When complete, this site will again be positioned to play a key role in the local economy and ensure that human health and the environment are protected.

Learn more about the site at <https://apps.ecology.wa.gov/gsp/Sitepage.aspx?csid=11063> and the Solid Waste Management Program—Industrial Section at <https://ecology.wa.gov/About-us/Get-to-know-us/Our-Programs/Solid-Waste-Management>



Figure 9: The former Reynolds Aluminum Smelter Site includes more than a mile of Columbia River frontage in the Longview industrial area. The cleanup plan finalized in 2018 will support economic redevelopment and protect adjacent aquatic resources. Photo credit: Washington State Department of Ecology.



MTCA SUCCESS STATEWIDE

Leading the way with updated rules, tools, and climate change guidance

When Ecology’s Toxics Cleanup Program manages a cleanup or engages with a community to collaborate on a cleanup plan, we rely on internal tools to do it efficiently—such as the ISIS and UST databases, TCP Resource Library, and two “toolkits” on SharePoint that help us do our work: the *Cleanup Project Managers’ Toolkit* and *Public Involvement Toolkit for MTCA Outreach*.

We also develop and maintain a host of external tools—often with input from the public—such as rules, policies, guidance, and model remedies that help site managers and property owners clean up sites faster.

During the 2017–19 biennium, we updated many of these tools to align with emerging science and federal requirements, and to make them easier for the public to use. Here are just a few:

Underground Storage Tank Regulations (UST Rule), [Chapter 173-360A WAC](#)

In 2018, we successfully completed a three-year process to revise the UST Rule. It now aligns with recent changes in federal requirements and makes it easier for tank owners and operators to comply with them.

Learn how the UST Rule is protecting tanks and our environment: <https://ecology.wa.gov/Spills-Cleanup/Contamination-cleanup/Underground-storage-tanks/UST-regulation-overview>

MTCA—Cleanup Regulations (MTCA Cleanup Rule), [Chapter 173-340 WAC](#)

Beginning in 2018, we launched a multi-year process to update the rule that governs contaminated site cleanups in Washington. We’re updating this complex rule in three stages, and convened a statewide advisory group to help. See what we’re planning to update, and learn how you can be a part of it on Ecology’s [website](#). Then visit the Stakeholder & Tribal Advisory Group’s [website](#) to learn about this diverse group that represents environmental, agricultural, and business interests; tribal interests; local health districts; cities, counties, and ports. They’ll use their experience with MTCA cleanups to provide feedback as Ecology develops rule changes over the next several years.

MTCA Cleanup Rulemaking on Ecology’s website:

<https://ecology.wa.gov/Regulations-Permits/Laws-rules-rulemaking/Rulemaking/WAC-173-340>

MTCA Cleanup Rule’s Stakeholder & Tribal Advisory Group (STAG) website:

https://www.ezview.wa.gov/site/alias_1988/37514/overview.aspx

Leading with science: Climate change, sediment, SCUM II, and CLARC

- We developed a living guidance called *Adaptation Strategies for Resilient Cleanup Remedies* that helps site managers increase the resilience of cleanup sites to the impacts of climate change: <https://fortress.wa.gov/ecy/publications/SummaryPages/1709052.html>
- We set “sediment regional background” in several areas, including Bellingham Bay, Port Gardner in Everett, Lake Washington in Seattle, South Puget Sound, and Port Angeles Bay, to help us evaluate cleanup options and identify potential areas for cleanup in the future. Regional background is a concept in the Sediment Management Standards (also called the Sediment Cleanup Rule) that can be used to set sediment cleanup levels. It includes chemical concentrations in sediment that are from diffuse sources (like stormwater) rather than a specific source. It’s also set for a specific area, like an embayment or lake. Read more about this innovative work: <https://fortress.wa.gov/ecy/publications/SummaryPages/1209057.html>
- We updated another living guidance document called the *Sediment Cleanup User’s Manual (SCUM II)*, designed to help site managers clean up contaminated sediment sites at each stage of the cleanup process: <https://fortress.wa.gov/ecy/publications/SummaryPages/1209057.html>
- In 2019, we updated and transitioned another living document to our website, *Cleanup Levels and Risk Calculation (CLARC)*, and made its webpages and guidance documents more user friendly. CLARC is a compendium of technical information that helps site managers establish to what level a chemical should be cleaned up at a site. Changes include the addition of new chemicals and updated toxicity values. <https://ecology.wa.gov/Regulations-Permits/Guidance-technical-assistance/Contamination-clean-up-tools/CLARC>

Data migration spells success for users and reduces technical/security debt

Ecology is migrating all of its servers, applications, data, storage, and services to new data center environments by June 30, 2021. This will ensure we’re complying with state law; policies from the Office of the Chief Information Officer and Office of Cybersecurity; and our new operating standards. Ecology is also modernizing and standardizing all applications and tools to reduce our technical and security debt. In May 2019, TCP successfully migrated our 17 web applications and associated databases to the State Data Center.

Learn more about Ecology’s Toxics Cleanup Program at <https://ecology.wa.gov/Spills-Cleanup/Contamination-cleanup/Cleanup-sites/Toxic-cleanup-sites>



MTCA SUCCESS STATEWIDE

Revising tools to match the new Underground Storage Tank rule

Revising Washington’s Underground Storage Tank (UST) Rule in 2018 meant modifying our online UST applications to match. These tools help Toxics Cleanup Program staff keep Washington’s 3 billion gallons of fuel safely stored underground until it’s ready to use. Here are just a few of the updates led by our Information Technology team during the 2017–19 biennium:

- **WATOT (Washington Tank Operator Training) for tank owners and operators.** We updated and added new questions in the site-specific online training and re-certification tool. This ensures correct testing results, and provides an updated Operation and Maintenance (O&M) Plan.
- **UST (Underground Storage Tank) application.** We updated the app based on requirements in the new UST Rule, including piping and tank information, and violations crosswalk matrix (see below). We also expanded how we track compliance information from the EPA.
- **Inspection Checklist.** Changes in the paper version of the checklist meant modifying the electronic version that our inspectors use on mobile devices during site inspections in the field. We changed the violation numbers and descriptions, and added new violations to the list. We needed to create a violation crosswalk matrix to map existing violations to new selections. The finalized mapping decision document was used by developers to modify application code. New compliance questions and whole applications sections were added to accommodate the collection of data during monthly walk-through inspections.
- **MIC (Management Information Center).** Our new EPA performance measure dashboard now accommodates expanded compliance tracking.
- **DORIE (Department of Revenue Information Exchange).** We adjusted the data exchange process with the Department of Revenue to match changes to the UST Addendum Form.

Visit Ecology’s Washington Tank Operator Training (WATOT):

<https://apps.ecology.wa.gov/watot/Home.aspx>

Read how the UST Rule helps prevent releases of hazardous materials into the environment:

<https://ecology.wa.gov/Spills-Cleanup/Contamination-cleanup/Underground-storage-tanks/UST-regulation-overview>



MTCA SUCCESS AT UW TACOMA CAMPUS Monitoring wells help define contamination, vapor intrusion not a public health concern in buildings

In a formal cleanup supervised by Ecology, the University of Washington (UW) continued environmental investigations at the UW Tacoma Campus site pursuant to Agreed Order No. DE 11081 and the [Remedial Investigation Work Plan](#)¹⁵. Field investigations included installing 49 new monitoring wells to define the lateral and vertical extent of contaminant plumes, reveal the site geology, and better define the original sources of groundwater contamination.

In the fall of 2018, groundwater monitoring was completed on select wells, with all existing wells completed in 2019. Four likely sources of trichloroethene (TCE) groundwater contamination were identified along Tacoma Avenue South, and additional explorations are planned in the area.

In 2018, the UW completed a vapor intrusion study at four UW buildings and the Federal Courthouse, demonstrating that vapor intrusion is not a public health concern at these locations.

The University of Washington is required to summarize all previous and current field investigations and potential cleanup options in a draft Remedial Investigation and Feasibility Study Report due to Ecology by May 18, 2020.

Learn more about the cleanup happening at UW Tacoma campus: <https://ecology.wa.gov/Spills-Cleanup/Contamination-cleanup/Cleanup-sites/Toxic-cleanup-sites/UW-Tacoma>



Figure 10: Construction for the University of Washington campus at the intersection of S. 19th St. and Pacific Ave. in Tacoma. Photo credit: Tacoma News Tribune, Russ Carmack, staff file (1995)

¹⁵ Available on TCP's document repository page, University of Washington Tacoma Branch: <https://apps.ecology.wa.gov/gsp/CleanupSiteDocuments.aspx?csid=141>



Figure 11: University of Washington Tacoma Campus. Photo credit: PCS Structural Solutions (2004)



MTCA SUCCESS IN GRAYS HARBOR, THURSTON, AND KING COUNTIES

Cleaning up illegal toxic drug labs

Ecology may be best known for our rapid, aggressive, and well-coordinated responses to spills of oil and hazardous material across the state, but we also play another important role to protect people and the environment: cleaning up illegal drug labs. MTCA funds pay for this important work.

For example, our spill responders supported Operation Green Jade, a large drug enforcement action led by the Grays Harbor Sheriff's Office in November of 2017 in Grays Harbor, Thurston and King counties.

The initiative targeted more than 40 different addresses suspected of illegally growing marijuana indoors.

According to The Daily World newspaper of Aberdeen, law enforcement suspected the sites were operated by Chinese nationals as a part of organized crime.

In the large-scale operation, local, state and federal agencies worked together to serve search warrants in the three counties. Besides the illegal drugs, the operations were suspected of involving weapons, human trafficking, money laundering, and other assorted crimes.

All told, law enforcement collected more than 32,000 marijuana plants.



Figure 12: One of the illegal marijuana growing operations busted during Operation Green Jade in 2017. Ecology's biggest environmental concerns included collecting and containing huge amounts of fertilizers and pesticides to prevent environmental damage. Photo credit: Washington State Department of Ecology.

After the initial enforcement action ended, our spill responders were standing by to prevent toxic contamination from spreading. They quickly collected hundreds of containers with thousands of pounds of toxic waste from 24 separate addresses. This included flammable compressed gases, oxidizers, acids, bases, poisons, pesticides, and chemical fertilizers used in the growing operations.

Drug and hazardous material threats like this are a growing concern among the approximately 4,000 incidents Ecology’s Spills Program responds to each year.

Learn more about Ecology’s Spills Program: <https://ecology.wa.gov/Spills-Cleanup/Spills>



Figure 13: Washington State Department of Ecology spill responders Shawn Zaniewski, Corey King, Courtney Serad, and Geoff Baran after a hard day’s work collecting, categorizing and containing illegal drug chemicals in Operation Green Jade in Grays Harbor, Thurston and King counties in November 2017. They collected more than 1,000 bags and containers of hazardous materials. Photo credit: Washington State Department of Ecology.

Chapter 3: MTCA Accounts

In 1970, Governor Dan Evans called a special session of the Legislature to concentrate on passing environmental legislation, one outcome of which created the Department of Ecology. Composed of previously separate but sometimes overlapping public entities, it was the first agency of its kind in the nation.

Since then, Washington’s government and its people have passed many laws to maintain and improve the health of our state’s environment. The Model Toxics Control Act (MTCA) was one of those laws, which made a long-term investment toward protecting and improving the health of our environment by setting up the MTCA accounts. These funding sources are primarily dedicated to supporting environmental cleanup work; water and environmental health protection and monitoring; toxic pollution prevention projects; and hazardous and solid waste management activities.

In 2019, the Legislature made changes to the MTCA Program that became effective on July 1, 2019. These changes are briefly discussed at the end of this chapter but do not affect the content in this report, which identifies MTCA-funded activities during the 2017–19 biennium (through June 30, 2019).

Tables in this chapter identify all capital and operating expenditures in the MTCA accounts. Data was extracted from the Agency Financial Reporting System (AFRS); Ecology’s 2017–19 Budget & Program Overview; Washington State Fiscal Information (www.fiscal.wa.gov); and Ecology’s internal cleanup database, the Integrated Site Management System (ISIS).



Figure 14: In 1970, the Washington State Legislature in Olympia created the Department of Ecology to maintain and improve our state’s environmental health. Photo credit: Russ McMillan, Washington State Department of Ecology, 2017

Many purposes for the MTCA accounts

MTCA's declaration of policy in RCW 70.105D.010 outlines the principles that guide how the law is implemented and how the MTCA accounts are used.

- Each person has a fundamental and inalienable right to a healthful environment, and each person has a responsibility to preserve and enhance that right. The beneficial stewardship of the land, air, and waters of Washington is a solemn obligation of the present generation for the benefit of future generations.
- A healthful environment is now threatened by irresponsible use and disposal of hazardous substances. There are hundreds of hazardous waste sites in this state, and more will be created if current waste practices continue. Hazardous waste sites threaten the state's water resources, including those used for public drinking water. Many of our municipal landfills are current or potential hazardous waste sites and present serious threats to human health and the environment. The cost of eliminating these threats, in many cases, is beyond the financial means of local governments and ratepayers. The main purpose of Chapter 2, Laws of 1989, is to raise sufficient funds to clean up all hazardous waste sites and to prevent the creation of future sites due to improper disposal of toxic wastes into the state's land and waters.
- Many farmers and small business owners who have followed the law with respect to their uses of pesticides and other chemicals may nonetheless face devastating economic consequences because their uses have contaminated the environment or water supplies of their neighbors. With a source of funds, the state may assist these farmers and business owners, as well as those persons who sustain damages, such as the loss of their drinking water supplies, as a result of the contamination.
- It is in the public's interest to efficiently use our finite land base, to integrate our land use planning policies with our clean-up policies, and to clean up and reuse contaminated industrial properties in order to minimize industrial development pressures on undeveloped land and to make clean land available for future social use.
- Because it is often difficult or impossible to allocate responsibility among persons liable for hazardous waste sites, and because it is essential that sites be cleaned up well and expeditiously, each responsible person should be liable jointly and severally.
- Because releases of hazardous substances can adversely affect the health and welfare of the public, the environment, and property values, it is in the public interest that affected communities be notified of where releases of hazardous substances have occurred and what is being done to clean them up (RCW 70.105D.010).

Since Washington voters approved the original law in 1988, Ecology has developed a MTCA implementation framework that is built upon these principles. The framework comprises a

balanced investment strategy of toxic pollution prevention; water and environmental health protection and monitoring; hazardous and solid waste management; and toxic cleanup.

Where the revenue came from during the 2017–19 biennium

The MTCA accounts are primarily funded by revenue from the Hazardous Substance Tax (HST) collected by the Department of Revenue. The HST is imposed on the first possession in the state of petroleum products, pesticides, and certain chemicals. These hazardous substances are taxed at the rate of 0.70% of the wholesale value (\$7 tax per \$1,000 product value). More than 97% of the revenue deposited into the MTCA Accounts comes from payments of the HST. Figure 15 illustrates the sources of revenue and how they were distributed into the State Toxics Control Account (STCA), Local Toxics Control Account (LTCA), and Environmental Legacy Stewardship Account (ELSA).

HST revenue deposits made during the 2017–19 biennium for each account are identified in Tables 5, 6, and 7. Other sources of, and adjustments to, revenue that are deposited into the accounts include:

- Cost recovery of Ecology’s expenses for conducting or overseeing cleanup actions under the terms of a formal decree or order, or for evaluating reports of independent site cleanup actions. Charges for Ecology’s professional staff are billed at an hourly rate that includes salaries, benefits, and indirect charges defined by rule.
- Fines and penalties imposed when parties are not complying with our state’s environmental protection or cleanup laws.
- Tax credits refunded to corporations by the Department of Revenue (DOR) after DOR conducts an audit of a corporation.

Table 8 identifies Model Toxics Control Act account transfers and loan repayments for the 2017–19 biennium. These include loan repayments and a transfer to General Fund-State as directed by the Legislature in Section 1702 of the 2019 Supplemental Operating Budget. In addition, Section 980 (11) of the enacted 2017–19 Biennium Operating Budget and Section 7022 of the enacted 2018 Supplemental Capital Budget authorizes transfers between the MTCA accounts to maintain positive account balances in all three accounts.

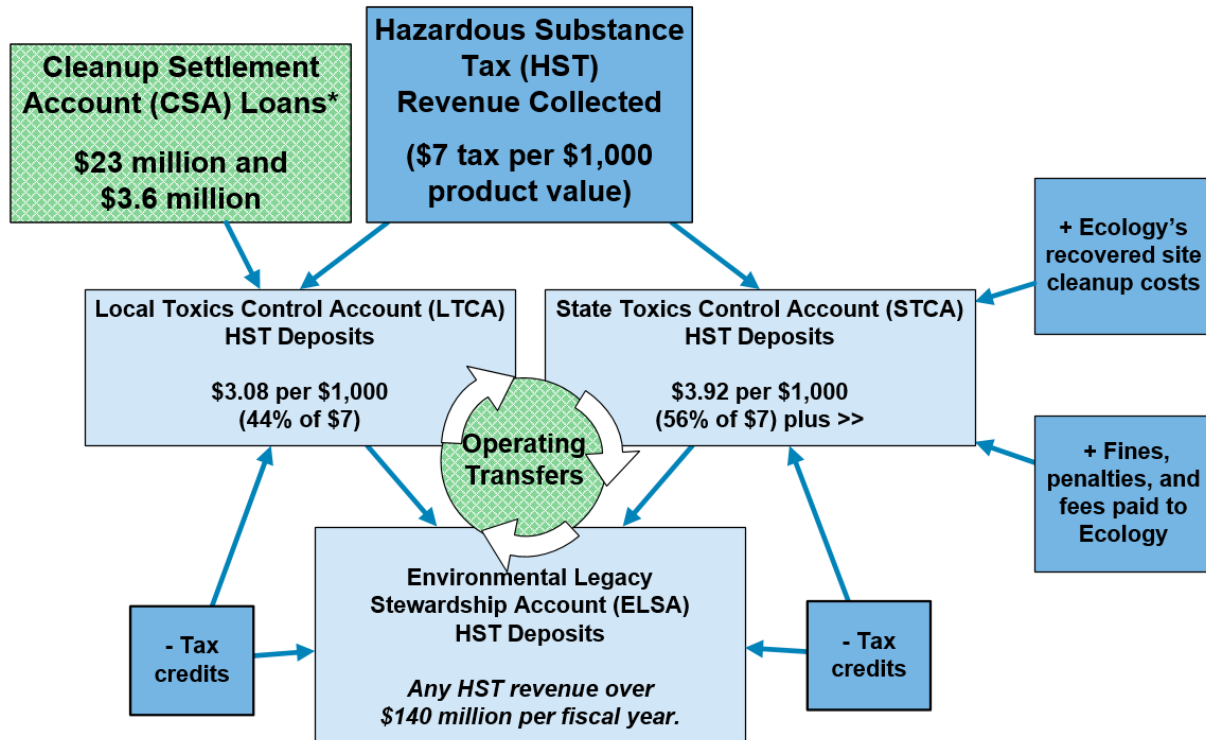


Figure 15: Primary sources of revenue during the 2017–19 biennium.

* In 2017–19, \$8.15 million of the original \$23 million Cleanup Settlement Account (CSA) loan was paid back from LTCA. The 2019–21 Capital Budget Section 7018 provides for the transfer of up to \$16 million from the (new) MTCA Stormwater Account to CSA for the remaining loan payback. In addition, repayment is required for a loan provided in Section 3022 (2) of the 2012 Supplemental Capital Budget. The 2012 Legislature appropriated \$7.2 million to complete sediment capping and shoreline stabilization on aquatic lands adjacent to the Asarco cleanup site in Commencement Bay. The appropriation was from the CSA and structured by the Legislature as an eight-year loan to the Department of Natural Resources (DNR). It must be paid back, with interest, from DNR's Aquatic Lands Enhancement Account (\$3.6 million) and the State Toxics Control Account (STCA) (\$3.6 million).

Table 5: STCA revenue deposits for the 2017–19 biennium (rounded to nearest thousand)

State Toxics Control Account	
Hazardous Substance Tax	\$162,109,000
Cost Recovery	\$10,616,000
Fines & Penalties	\$280,000
Miscellaneous ¹⁶	\$4,026,000
Tax Credits	-\$3,467,000
Total Revenue	\$173,564,000

Table 6: LTCA revenue deposits for the 2017–19 biennium (rounded to nearest thousand)

Local Toxics Control Account	
Hazardous Substance Tax	\$125,560,000
Miscellaneous	\$5,000
Tax Credits	-\$2,724,000
Total Revenue	\$122,841,000

Table 7: ELSA revenue deposits for the 2017–19 biennium (rounded to nearest thousand)

Environmental Legacy Stewardship Account	
Hazardous Substance Tax	\$13,410,000
Miscellaneous	\$134,000
Total Revenue	\$13,544,000

¹⁶ Approximately \$3.5 million of the total reflects proceeds of refunding an Ecology Certificate of Participation (COP).

Table 8: Model Toxics Control Act account transfers and loan repayments for the 2017–19 biennium (rounded to nearest thousand)

Model Toxics Control Act Accounts Transfers and Loan Repayments ¹⁷	STCA 173	LTCA 174	ELSA 19G	Total MTCA
2017-19 Enacted Operating Budget – s. 805	\$21,000,000	-\$21,000,000		\$0
2018 Supplemental Capital Budget – s. 7022	-\$26,000,000	-\$30,500,000	\$56,500,000	\$0
2018 Supplemental Operating Budget – s. 802 (to WPCRA) ¹⁸	-\$3,000			-\$3,000
2019 Supplemental Operating Budget – s. 1702 (to GF-S) ¹⁹		-\$35,000,000		-\$35,000,000
CSA Loan Repayment ²⁰ s. 7003 of 2018 Supplemental Capital Budget (to CSA)		-\$8,150,000		-\$8,150,000
Department of Natural Resources Project 91000065 Point Ruston Restoration Loan Payback ²¹ (to CSA)	-\$1,240,000			-\$1,240,000
Intra-MTCA Transfers to Balance Accounts ²²	\$24,051,000	-\$13,740,000	-\$10,311,000	\$0
Total Funds	\$17,808,000	-\$108,390,000	\$46,189,000	-\$44,393,000

¹⁷ State Toxics Control Account (STCA – 173), Local Toxics Control Account (LTCA – 174), Environmental Legacy Stewardship Account (ELSA – 19G).

¹⁸ Water Pollution Control Revolving Account (WPCRA – 727).

¹⁹ General Fund – State (GF-S – 001).

²⁰ In 2017-19, \$8.15 M of the original \$23 million Cleanup Settlement Account (CSA) loan was repaid. In 2019-21, the 2019-21 Biennium Capital Budget s. 7018 provides for the transfer of up to \$16 million from the (new) MTCA Stormwater Account to CSA for the remaining loan payback.

²¹ Transfer to Cleanup Settlement Account (CSA) as repayment of the loan provided in Section 3022 (2) of the 2012 Supplemental Capital Budget. The Legislature appropriated \$7.2 million to complete sediment capping and shoreline stabilization on aquatic lands adjacent to the Asarco cleanup site in Commencement Bay. The appropriation was from the CSA and structured by the Legislature as an eight-year loan to the Department of Natural Resources (DNR). It must be paid back, with interest, from DNR's Aquatic Lands Enhancement Account (\$3.6 million) and the State Toxics Control Account (STCA) (\$3.6 million).

²² Section 980 (11) of the enacted 2017-19 Biennium Operating Budget and Section 7022 of the enacted 2018 Supplemental Capital Budget authorizes transfers between the MTCA accounts to maintain positive account balances in all three accounts.

How Ecology and ten other state agencies used the MTCA accounts during the 2017–19 biennium

The MTCA accounts power Ecology’s work to protect humans and the environment from pollution. The accounts help us protect and conserve Washington’s clean air, abundant waters, and natural beauty. MTCA also sustains Ecology’s commitment to restore and preserve ecosystems that help life thrive, and to meet the needs of Washington’s citizens and businesses without destroying environmental resources and functions.

STCA is primarily an operating budget account. It supports Ecology environmental programs and continued environmental investments at other state agencies. STCA’s revenues are dedicated to:

- Hazardous and solid waste planning, management, regulation, enforcement, technical assistance and public education.
- Hazardous waste investigations and cleanup.
- State matching funds required under federal cleanup law.
- Financial assistance for local programs supporting hazardous and solid waste management (in accordance with Chapters 70.95, 70.95C, 70.95I, and 70.105 RCW).
- State government programs for the safe reduction, recycling, or disposal of hazardous wastes from households, small businesses, and agriculture.
- Oil and hazardous materials spill prevention, preparedness, training, and response activities.
- Water and environmental health protection and monitoring programs.
- Programs authorized under Chapter 70.146 RCW (Centennial Clean Water Program).
- A public participation program.
- Public funding to assist potentially liable persons and prospective purchasers under certain conditions and findings by the Director of Ecology.
- Development and demonstration of alternative management technologies designed to carry out the hazardous waste management priorities.
- State agriculture and health programs for the safe use, reduction, recycling, or disposal of pesticides.
- Stormwater pollution control projects and activities that protect or preserve existing remedial actions or prevent hazardous cleanup sites.
- Funding requirements to maintain receipt of federal funds under the federal Solid Waste Disposal Act (SWDA).

- Air quality programs and actions for reducing public exposure to toxic air pollution.
- Petroleum-based plastic or expanded polystyrene foam debris cleanup activities in fresh or marine waters.
- Appropriations to the Local Toxics Control Account or the Environmental Legacy Stewardship Account created in RCW 70.105D.170, if the Legislature determines that priorities for spending exceed available funds in those accounts.

STCA funds also support capital cleanup projects statewide. These focused, state investments advance cleanups near Puget Sound, or where the responsible parties are either unwilling or unable to pay costs associated with cleanup activities.

The LTCA supports Ecology environmental program work dedicated to:

- Hazardous waste investigations and cleanup grants.
- Stormwater pollution source projects working in conjunction with remedial actions, protecting completed remedial actions, or preventing hazardous cleanup sites.
- Hazardous and solid waste plans and programs.
- Petroleum-based plastic or expanded polystyrene foam debris cleanup activities in fresh or marine waters.
- Appropriations to the State Toxics Control Account or the Environmental Legacy Stewardship Account created in RCW 70.105D.170, if the Legislature determines that priorities for spending exceed available funds in those accounts.

Ecology's budget for LTCA funding, particularly the capital budget, is focused on providing grants and loans to local governments and communities for environmental work. Money is awarded for cleaning up publicly owned contaminated sites; supporting community awareness and local programs that reduce and safely manage hazardous and solid waste; and making investments to protect water quality.

Once STCA and LTCA deposits reach \$140 million each fiscal year, the remainder is transferred to ELSA. Generally, ELSA funds may be used for any purposes authorized under STCA and LTCA. Funds may also be used for projects that significantly reduce the time to complete cleanups, that reduce stormwater pollution from existing development, or that remove hazardous substances from derelict vessels, including:

- Grants or loans to local governments for performance and outcome-based projects; model remedies; demonstration projects; procedures; contracts; and project management and oversight that result in significant reductions in the time to complete compared to baseline averages;

- Purposes authorized under RCW 70.105D.070 (3) and (4). This allows ELSA to be used for all items authorized under STCA or LTCA;
- Grants or loans awarded through a competitive grant program administered by Ecology to fund design and construction of low-impact development retrofit projects and other high quality projects that reduce stormwater pollution from existing infrastructure; and
- Cleanup and disposal of hazardous substances from abandoned or derelict vessels, which are conducted by the Department of Natural Resources.

The Legislature determines how the MTCA accounts are distributed

Each biennium, the Legislature appropriates dollars from the MTCA accounts to state agencies through the biennial budget process.

During the 2017–19 biennium, the Legislature appropriated operating and capital funds to eleven state agencies. These expenditures are detailed in Table 11.

- | | |
|-----------------------------------|---|
| • Department of Ecology | • Department of Health |
| • Department of Agriculture | • Department of Natural Resources |
| • Department of Commerce | • Puget Sound Partnership |
| • State Conservation Commission | • Department of Revenue |
| • Department of Fish and Wildlife | • University of Washington-Tacoma Campus |
| | • Washington State Patrol Fire Training Academy |

Ten of Ecology’s eleven programs had expenditures from the MTCA accounts during this biennium. Expenditures are found in Tables 9 and 10.

- | | |
|----------------------------|--|
| • Toxics Cleanup | • Nuclear Waste |
| • Water Quality | • Hazardous Waste and Toxics Reduction |
| • Air Quality | • Shorelands and Environmental Assistance |
| • Solid Waste Management | • Spill Prevention, Preparedness, and Response |
| • Environmental Assessment | • Agency Administration |

Table 9: MTCA accounts operating expenditures by Ecology (largest to smallest total \$)

Ecology Programs	OPERATING EXPENDITURES				Program Results
	STCA	LTCA	ELSA	Total	
Toxics Cleanup Program					TCP Results
Cleanup activities include overseeing cleanups conducted under an order or decree; providing advice and assistance to persons independently conducting cleanups; leading emergency actions and cleanups where sites are abandoned or have non-compliant owners; and supporting contaminated site cleanup with public information, policy, and rule development, and other Toxics Cleanup Program support tasks. Includes cleanup project manager oversight of local government Remedial Action Grants.	\$32,567,000	\$0	\$7,227,000	\$39,794,000	<p>Clean up the most contaminated sites first (upland and aquatic). Number of highly contaminated sites cleaned up increases by three percent each year. Public and environmental health is protected. Toxic contamination in food fish is reduced, and the aquatic environment is protected. Cleaned sites are ready for redevelopment and job creation. Number of sites with cleanup actions in progress will increase. Increased number of sites with cleanup actions in progress. Decreased response time from Ecology to site owners and prospective buyers. Increased number of determinations made on final cleanup reports submitted by parties that voluntarily cleaned up sites.</p> <p>Services to site owners that volunteer to clean up their contaminated sites. As site owners take advantage of cleanup opportunities: Three percent increase in the number of contaminated sites that are voluntarily cleaned up by site owners and prospective buyers using private funding. Public and environmental health is protected. Cleaned sites are ready for redevelopment and job creation.</p> <p>Manage underground storage tanks to minimize releases. Underground storage tanks are properly installed, monitored, or decommissioned to minimize the release of oil, gas, and other toxic materials into drinking water and other underground water sources. Decreased number of reported releases from underground storage tanks over time. Increased number of leaking underground storage sites where cleanup actions are completed. Increased percentage of underground storage tanks inspected that pass compliance for leak detection.</p>

Ecology Programs	OPERATING EXPENDITURES				Program Results
	STCA	LTCA	ELSA	Total	
Water Quality Program					WQ Results
<p>Provided stormwater management; water quality standards; nonpoint pollution prevention and management; aquatics pesticides management; and water quality financial assistance.</p> <p>Provided funding for Water Quality staff that work with local governments and other stakeholders to implement a municipal stormwater program and permitting system.</p>	\$12,517,000	\$0	\$11,033,000	\$23,550,000	<p>Initiated a multi-year project to identify sources of pollution in the Green-Duwamish Watershed and strategies to reduce those sources.</p> <p>Updated the Water Quality Assessment Policy to incorporate the new Human Health toxics parameters for Washington waters.</p> <p>Continued work with our partners in Spokane on plans that set targets to improve the health of the Spokane River, Lake Spokane, and their tributaries. These plans:</p> <ul style="list-style-type: none"> • Set limits on how much pollution cities and industry can release into the river and still maintain good water quality. • Recommend actions to help prevent pollution from sources such as stormwater, forestry, and agricultural runoff. <p>Provided over 125 municipal and regional stormwater grants to help local governments implement a wide variety of activities, critical to the development of a successful stormwater program.</p>

Ecology Programs	OPERATING EXPENDITURES				Program Results
	STCA	LTCA	ELSA	Total	
Air Quality Program					AQ Results
<p>Developed strategies to respond to and prevent violations of national ambient air quality standards in Washington communities. Conducted ambient air monitoring, air quality forecast modeling, and meteorological modeling.</p> <p>Maintained attainment of federal standards for all areas of the state; prevented at-risk areas from going into nonattainment.</p> <p>Provided outreach for outdoor burning and industrial sources, enforced air quality standards.</p> <p>Implemented vehicle inspection and maintenance programs to reduce diesel emissions; provided grant funding to reduce diesel emissions and residential wood smoke exposure.</p>	\$19,169,000	\$0	\$2,647,000	\$21,816,000	<p>All areas of the state met federal ambient air quality standards in 2017–19.</p> <p>100% of the state population lived where air quality met federal standards.</p> <p>Air quality monitoring data consistently met or exceeded federal requirements for validity.</p> <p>Total motor vehicle emissions produced in Washington fell by 17.6% below 2015 levels by the end of 2017.</p> <p>Total statewide diesel particulate pollution emissions declined 30.2% below 2014 levels by 2017.</p> <p>The number of times fine particle pollution measured above a healthy level fell from 1,190 times for 2017 to 1,053 by the end of 2018. Of the 2018 elevated levels, 780 occurred during the wildfire season. During the rest of the year, the healthy level of fine particle pollution was exceeded only 273 times.</p> <p>Funded a pilot project to reduce soil erosion from agriculture in southeast Washington.</p> <p>Developed an in-house model to forecast air quality.</p> <p>Funded a commercial chipper for the Chelan Fire Protection district to provide an alternative to outdoor burning of forest debris.</p>

Ecology Programs	OPERATING EXPENDITURES				Program Results
	STCA	LTCA	ELSA	Total	
Hazardous Waste & Toxics Reduction					HWTR Results
<p>Promoted pollution prevention and safe waste management, primarily through technical assistance to businesses; inspections of large quantity generators of hazardous waste and permitted treatment, storage, and disposal facilities; and hazardous waste cleanups.</p> <p>Managed permits, closures, and cleanups at facilities that treat, store, or dispose of hazardous waste. Funded and trained local government specialists to provide assistance in waste management and reduction and source control.</p> <p>Identified chemicals of concern in consumer products and promoting safer alternatives to identified chemicals. Sampled and enforced statutory reporting requirements and standards related to children’s products.</p> <p>Conducted civil investigations and enforcement actions. Enforced toxic limits in products such as brake pads. Tested for metal and enforcing limits in packaging. Reviewed and analyzed waste-derived fertilizers as part of the fertilizer registration process.</p>	\$14,127,000	\$1,133,000	\$5,988,000	\$21,248,000	<p>Large and medium quantity generators and facilities that treat, store, or dispose of dangerous wastes are in compliance with state and federal regulations designed to protect human health and the environment.</p> <p>Dangerous waste is safely managed, the public is protected, and businesses comply with state dangerous waste rules.</p> <p>Facilities that treat, store, or dispose dangerous wastes are constructed and operated to prevent soil, water, or air contamination. Hazardous waste generation is reduced by two percent each year (approximately 5 million pounds), which resulted in cleanup and disposal cost savings for businesses, reduced public exposure, and fewer cleanups.</p> <p>Toxic chemicals in products are reduced over time to lower health risks to people and the environment.</p> <p>Through developing Chemical Action Plans (CAPs) and implementing plan recommendations, public health and environmental impacts associated with Persistent Bioaccumulative Toxins (PBT) and other toxic substances are minimized. Strategies are developed and implemented to reduce and eliminate these harmful chemicals.</p>

Ecology Programs	OPERATING EXPENDITURES				Program Results
	STCA	LTCA	ELSA	Total	
Spill Prevention, Preparedness & Response Program					SPPR Results
Spill prevention activities, including: <ul style="list-style-type: none"> • Inspections of regulated vessels, facilities, and oil transfers. • Geographic and activity-based risk assessments. Spill preparedness activities, including: <ul style="list-style-type: none"> • Contingency plan review. • Geographic response planning. • Incident readiness drills. • Response equipment and training grants. Incident response to: <ul style="list-style-type: none"> • Oil spills • Hazardous materials releases • Clandestine drug labs Post-incident activities, including: <ul style="list-style-type: none"> • Investigation, cost recovery and enforcement • Natural resource damage assessment 	\$16,912,000	\$0	\$3,374,000	\$20,286,000	Outputs: <ul style="list-style-type: none"> • Ecology completed 109 spill exercises with contingency plan holders. • Ecology responded to 97.1% of reported incidents within 24 hours. 20.4% received an on-scene response by Ecology staff. • Ecology completed 277 vessel inspections, 165 facility inspections, and 1,520 oil transfer inspections. Outcomes: <p>Through March 2019, 15,385 gallons of oil products were spilled to Washington waters, down from 17,775 gallons in the same period of the prior biennium. Only 369 gallons came from Ecology-regulated vessels and oil handling facilities.</p> <p>Through March 2019, Ecology administered 5 natural resource restoration projects to mitigate environmental impacts from oil spills.</p>

Ecology Programs	OPERATING EXPENDITURES				Program Results
	STCA	LTCA	ELSA	Total	
Environmental Assessment Program					EAP Results
<p>Conducted environmental studies for pollution identification and control in surface water, sediment, groundwater, and fish tissue.</p> <p>Developed analytical methods and standard operating procedures to ensure reliable and high quality data. Performed lab analyses to measure contaminants in the environment.</p>	\$17,579,000	\$0	\$2,227,000	\$19,806,000	<p>During the 2017–19 biennium, 111 polluted waters were assessed to identify pollution sources and clean up success. Staff monitored for contaminants in groundwater at 7 toxic cleanup sites. To guide the collection of high quality data, a total of 37 standard operating procedures were certified. Ecology’s Manchester Environmental Laboratory completed 243,812 chemical analyses for clients.</p>
Shorelands and Environmental Assistance Program					SEA Results
<p>Water quality certifications for water-related construction projects, including dredging.</p> <p>Staff provided technical assistance to local government updating wetland protection standards in local critical area ordinances. Local government financial assistance to complete comprehensive updates or begin Periodic Reviews of their Shoreline Master Programs.</p> <p>Match funding for Washington Conservation Corps to support crews performing natural resources restoration projects for federal, state, and local agency sponsors. Match funding for the Coastal Zone Management grants from NOAA that fund Padilla Bay and Shorelines Technical Assistance.</p>	\$13,963,000	\$0	\$3,823,000	\$17,786,000	<p>During the 2017–19 biennium, 27 communities submitted their updated Shoreline Master Plans.</p> <p>Ecology took an average of 177 days to make a final decision on 401 water quality certifications, well under the goal of 265 days.</p> <p>All wetland mitigation sites were inspected within 18 months of receipt of as-built reports.</p> <p>Washington Conservation Corps (WCC) planted 1.49 million trees and shrubs, created or improved 8,286 acres of habitat for fish and wildlife, and improved or created 2,377 miles of trails on public lands.</p> <p>There were 14,922 participants in the Puget Sound education and training programs at the Padilla Bay Reserve.</p>

Ecology Programs	OPERATING EXPENDITURES				Program Results
	STCA	LTCA	ELSA	Total	
Agency Administration Program					Program A Results
<p>Provided statewide support through executive leadership, governmental relations, communications, human resources, financial, information technology, and facility services.</p>	\$14,025,000	\$289,000	\$2,281,000	\$16,595,000	<p>The administration activity supports Ecology functions by providing leadership, cross program support, and staff presence throughout the state. Administration manages Ecology's long-term financial health and provides information to support sound decision making and resource management by managers.</p> <p>Communication, education, and outreach tools play a major role in protecting and improving the environment.</p> <p>Administration staff serve as liaisons to Congress, the state Legislature, local governments, businesses, Indian tribes, and environmental and citizen groups.</p> <p>Administration helps managers and employees create a safe, supportive, and diverse work environment by providing comprehensive human resource services. It also oversees information management (desktop and network services, application development, and data administration) and facility and vehicle management; maintains Ecology's centralized records and library resources; responds to public records requests; and provides mail services.</p>

Ecology Programs	OPERATING EXPENDITURES				Program Results
	STCA	LTCA	ELSA	Total	
Solid Waste Management Program (formerly Waste 2 Resources)					SWMP Results
<p>Provided technical assistance, engineering, hydrogeology and regulatory support, and oversight of dangerous waste and cleanup activities to ensure that solid waste handling, disposal facilities and major industrial facilities are in compliance with environmental requirements in Washington state.</p> <p>Reviewed local solid waste permits in support of local jurisdictional health departments (JHDs), and reviewed and approved local solid waste management plans. All 39 counties' solid waste management plans are undergoing updates to address the current recycling export restrictions caused by the China Blue Sky Initiative and contamination in the recycling waste stream.</p> <p>Administered \$10 million dollars through the Solid Waste Financial Assistance (LSWFA) grants program. Provided to local governments planning and technical assistance related to solid waste implementation and solid waste enforcement grants. We also provided technical assistance to local governments to implement and regulate local hazardous waste facilities.</p>	\$5,747,000	\$2,738,000	\$2,412,000	\$10,897,000	<p>Permits are reviewed and approved on a five-year cycle. The cycle varies from county to county and by facility type. Disposed solid waste is managed in environmentally compliant transfer stations, landfills, and a waste-to-energy facility. Washington state has 104 transfer stations, 28 landfills, and one waste-to-energy facility.</p> <p>Solid waste handling and disposal practices are carried out in a way that minimizes toxic contamination to the state's groundwater, surface water, and air. All 39 counties received grant funding and technical assistance to implement programs that prevent toxic contamination of groundwater, surface water, and the air.</p> <p>Technical assistance is provided to the JHDs to ensure facility compliance with environmental regulations at recycling facilities, transfer stations, and landfills.</p> <p>Industrial dangerous waste and cleanup activities are handled properly at the state's largest industrial facilities and household hazardous waste facilities. More than 23.1 million pounds of household hazardous waste was diverted from landfills. Currently, the Program oversees 16 active cleanup sites: 10 at Washington's largest industrial facilities and 6 landfills.</p>

Ecology Programs	OPERATING EXPENDITURES				Program Results
	STCA	LTCA	ELSA	Total	
Nuclear Waste Program					NWP Results
Ecology oversight under a MTCA agreed order to US Ecology Washington, Inc. of the Commercial Low Level Radioactive Waste Disposal facility located on Hanford.	\$86,000	\$0	\$0	\$86,000	Ecology’s work on US Ecology site focused on a feasibility study; support to third party review of Washington state Department of Health (DOH) closure project; pursuant to a December 2015 legislative report. The path-forward commitments in the legislative report describe the actions that WDOH and Ecology are taking for the closure evaluation and MTCA investigation. The Departments continue to work with impacted tribal governments to conclude the feasibility study and third party review.
Total 2017–19 Biennium Ecology MTCA Operating Expenditures	\$146,692,000	\$4,160,000	\$41,012,000	\$191,864,000	

Note: Totals may not add due to rounding

Table 10: MTCA accounts capital expenditures by Ecology (largest to smallest total \$)

Ecology Programs	CAPITAL EXPENDITURES				Program Results
	STCA	LTCA	ELSA	Total	
Toxics Cleanup Program					TCP Results
Remedial Action Grant Program funding local government grants. Administration of the Remedial Action Grants, which provides fiscal oversight of the program. Investigate and clean up toxic sites. Includes new and reappropriations for Cleanup Toxic Sites—Puget Sound and the Eastern Washington Clean Sites Initiative to clean up orphaned or abandoned sites, cleanup sites with non-compliant owners, fund emergency removals, and invest where state funding can advance cleanups and build partnerships. Development, implementation, and evaluation of model remedies. Clean up contaminated properties to support redevelopment for affordable housing.	\$6,120,000	\$26,766,000	\$514,000	\$33,400,000	<p>Results for Clean up the Most Contaminated Sites First (Upland and Aquatic):</p> <p>The number of highly contaminated sites cleaned up increases each year; public and environmental health is protected; toxic contamination in food fish is reduced and the aquatic environment is protected; cleaned sites are ready for redevelopment and job creation.</p>
Water Quality Program					WQ Results
Provided funding for long-term competitive statewide stormwater projects to local governments to plan, design, and construct stormwater retrofit or low-impact development projects. Provided funding for competitive statewide projects to local governments for water pollution control facilities, nonpoint source control, and water quality improvement planning and implementation/activities.	\$2,680,000	\$10,920,000	\$11,855,000	\$25,455,000	Over 200 projects completed. These projects address stormwater from nearly 16,000 acres of urban development and prevent over 1.4 million pounds of suspended sediments from reaching Washington’s waters each year.

Ecology Programs	CAPITAL EXPENDITURES				Program Results
	STCA	LTCA	ELSA	Total	
Air Quality Program					AQ Results
<p>Reduced harmful emissions from heavy-duty diesel engines through use of idle reduction and anti-idling technologies in public and private fleets statewide. Reduced harmful emissions from woodstoves in at-risk communities statewide.</p>	\$567,000	\$0	\$0	\$567,000	<p>Clean Diesel 38 School buses were retrofitted with idle reduction technologies.</p> <p>6 port drayage trucks were replaced with newer cleaner trucks.</p> <p>350 port drayage truck owners were trained to maintain their truck emission control systems.</p> <p>200 port drayage truck emission control systems were cleaned to minimize emissions.</p> <p>In the 2017–19 biennium, there was a reduction of approximately 353 tons of diesel particulates statewide from all diesel sources.</p> <p>Residential Wood Smoke Reduction Over 300 woodstoves were removed or replaced with cleaner burning home heaters.</p>

Ecology Programs	CAPITAL EXPENDITURES				Program Results
	STCA	LTCA	ELSA	Total	
Agency Administration Program					Program A Results
<p>Provided statewide support through executive leadership, governmental relations, communications, human resources, financial, information technology, and facility services.</p>	\$45,000	\$247,000	\$207,000	\$499,000	<p>Supports Ecology functions by providing leadership, cross program support, and staff presence throughout the state. Administration manages Ecology's long-term financial health and provides information to support sound decision making and resource management by managers.</p> <p>Communication, education, and outreach tools play a major role in protecting and improving the environment.</p> <p>Administration staff serve as liaisons to Congress, the state Legislature, local governments, businesses, Indian tribes, and environmental and citizen groups.</p> <p>Administration helps managers and employees create a safe, supportive, and diverse work environment by providing comprehensive human resource services. It also oversees information management (desktop and network services, application development, and data administration) and facility and vehicle management; maintains Ecology's centralized records and library resources; responds to public records requests; and provides mail services.</p>

Ecology Programs	CAPITAL EXPENDITURES				Program Results
	STCA	LTCA	ELSA	Total	
Solid Waste Management Program (formerly Waste 2 Resources Program)					SWMP Results
Provided contract funding for the Lilyblad petroleum site cleanup. The soil and groundwater at the site were contaminated by years of operation as a distributor and recycler of petroleum products and solvents. While the facility no longer recycles solvents and dangerous waste, contamination remains in the site’s soil and groundwater.	\$481,000	\$0	\$0	\$481,000	Due to reduced funding, the groundwater treatment system was shut down for the majority of the biennium. Monitoring was conducted to ensure the remaining groundwater plume did not leave the site. To date, this effort has removed about 27,000 pounds of Volatile and Semivolatile Organic Compounds (VOCs/SVOCs) and 44,000 pounds of Total Petroleum Hydrocarbons (TPH).
Hazardous Waste & Toxics Reduction					HWTR Results
Removed known toxic components in vehicles and appliances, including switches containing mercury, prior to crushing and shredding.	\$109,000	\$0	\$0	\$109,000	Since 2006, vehicle recyclers in Washington have collected more than 281,837 mercury switches from under the hoods and trunks of scrap vehicles. This effort has kept more than 620 pounds of mercury out of the environment.
Total 2017–19 Biennium Ecology MTCA Capital Expenditures	\$10,002,000	\$37,933,000	\$12,576,000	\$60,511,000	

Note: Totals may not add due to rounding.

Table 11: MTCA accounts expenditures by other state agencies during the 2017–19 biennium (in alphabetical order by agency)

Other State Agencies & Results	OPERATING EXPENDITURES				CAPITAL EXPENDITURES			
	STCA	LTCA	ELSA	Total	STCA	LTCA	ELSA	Total
<p>Department of Agriculture (WSDA)</p> <p>Operating activities include: Agency Administration, Chemistry Laboratory, Pesticide Strategy Research, Pesticide Regulation and Waste Pesticide Disposal.</p> <p>Results: WSDA used MTCA funds to dispose of approximately 225,000 pounds of waste pesticides. The agency also completed annual sampling for pesticides in surface waters at 15 to 16 sites per year. Samples were taken weekly by WSDA and analyzed by Ecology’s Manchester Environmental Lab for more than 100 different pesticides.</p>	\$5,697,000	\$0	\$0	\$5,697,000	\$0	\$0	\$0	\$0
<p>Department of Commerce</p> <p>Capital projects include: Projects that Strengthen Communities and Quality of Life, Brownfield Redevelopment Grants.</p> <p>Results: The ELSA funds were used for assessment and remediation of contaminated soil around Pier 48 at Colman Dock in Seattle. The contract was closed out in June 2019.</p>	\$0	\$0	\$0	\$0	\$0	\$0	\$72,000	\$72,000
<p>State Conservation Commission</p> <p>Operating activities include: Technical Services and Program Delivery, Conservation District Operations and Accountability, State Conservation Commission Operations and Administration.</p> <p>Results: MTCA funding was used for projects addressing agricultural waste, including the containment, collection, storage, and composting of livestock manure at numerous large and small-scale farms, and the installation of an asphalt paving area and drainage to collect excess agrichemical products and runoff.</p>	\$1,000,000	\$0	\$0	\$1,000,000	\$0	\$0	\$0	\$0

Other State Agencies & Results	OPERATING EXPENDITURES				CAPITAL EXPENDITURES			
	STCA	LTCA	ELSA	Total	STCA	LTCA	ELSA	Total
<p>Department of Fish & Wildlife (WDFW)</p> <p>Operating activities include: Agency Administration, Fish Production for Sustainable Fisheries, Native Fish Recovery, Habitat Conservation Technical Assistance.</p> <p>Results: WDFW operates an accredited water quality lab for the analysis of total suspended solids (TSS) measured at hatchery facilities statewide. Performed analysis on over 2000 filters each year. WDFW manages and fulfills requirements under National Pollutant Discharge Elimination System (NPDES) permits, issued by Ecology, for hatchery discharges under the Clean Water Act. WDFW has 64 facilities covered under the Upland Finfish Hatching and Rearing General Permit and two individual NPDES permits. Monitoring and analysis for TSS is a condition of the permits.</p> <p>WDFW completed four field surveys on our primary indicator species for toxics monitoring, English sole, juvenile Chinook salmon, adult Chinook salmon, and Pacific herring, and augmented the Stormwater Action Monitoring Program with 27 additional sampling locations for Toxics-Focused Biological Observing System (TBIOS) Mussel Monitoring Program. We analyzed over 2,000 tissue samples for a wide range of toxic chemicals, reported results in a variety of outlets, including the Puget Sound Partnership’s Toxics in Fish Vital Sign for Puget Sound recovery, and used TBIOS results to inform the Governor’s Orca Task Force.</p>	\$0	\$0	\$2,763,000	\$2,763,000	\$0	\$0	\$0	\$0

Other State Agencies & Results	OPERATING EXPENDITURES				CAPITAL EXPENDITURES			
	STCA	LTCA	ELSA	Total	STCA	LTCA	ELSA	Total
<p>Department of Health</p> <p>Operating activities include: Department of Health Administration, Protect Drinking Water, Protect Community Environmental Health.</p> <p>Results: During the 2017–19 biennium, MTCA funds provided to the Washington State Department of Health (DOH) supported program activities in the Division of Environmental Public Health, primarily in the Office of Environmental Public Health Sciences. Program activities supported by MTCA funds included: pesticide exposure investigations, childhood lead poisonings, environmental contaminant health assessments and fish consumption advisory assessments.</p> <p>In 2018, DOH investigations identified 233 pesticide-related acute illness cases; 43 resulted from agricultural pesticide drift exposure from 25 separate events. It also improved its surveillance and investigation of childhood lead poisonings, identifying 552 children with blood lead levels greater than the Centers for Disease Control and Prevention (CDC) action level of 5 ug/dL. DOH toxicologists provided technical support to communities, local public health jurisdictions and the Washington State Department of Ecology on various environmental contaminant issues, including per- and polyfluoroalkyl substances (PFAS). During this time, toxicology staff also improved its assessment process resulting in 49 water-body specific fish consumption advisories aimed at protecting people from potential harmful effects from eating too much chemically contaminated fish caught in Washington.</p> <p>Read a MTCA success story from the Department of Health on p. 88.</p>	\$4,248,000	\$0	\$0	\$4,248,000	\$0	\$0	\$0	\$0

Other State Agencies & Results	OPERATING EXPENDITURES				CAPITAL EXPENDITURES			
	STCA	LTCA	ELSA	Total	STCA	LTCA	ELSA	Total
<p>Department of Natural Resources</p> <p>Agency Administration, Forest Practices: Rules, Small Forest Landowners, Aquatics Environmental Management, Aquatics Business Management.</p> <p>Results: The funded activities for the statewide Forest Practices Program supported the implementation of the 1999 Forests & Fish legislation (State Salmon Recovery Act) and the state of Washington’s framework in the forested environment to achieve salmonid protection and recovery through compliance with the Endangered Species Act, and achieve state water quality standards under the Clean Water Act (CWA). The <i>Forest Practices Habitat Conservation Plan</i> (available at https://www.dnr.wa.gov/publications/fp_hcp_annrep_2018.pdf?sn1hs5l) and accompanying CWA assurances provide regulatory stability for the forest industry.</p>	\$10,587,000	\$0	\$0	\$10,587,000	\$0	\$0	\$92,000	\$92,000

Other State Agencies & Results	OPERATING EXPENDITURES				CAPITAL EXPENDITURES			
	STCA	LTCA	ELSA	Total	STCA	LTCA	ELSA	Total
<p>Puget Sound Partnership</p> <p>Operating activities include: Setting Priorities and Evaluating Progress with Science, Support Ecosystem Recovery, and Administration.</p> <p>Results: STCA supports research, monitoring, modeling, and the creation of a scientifically guided Action Agenda (AA) focused on the most important threats, and most effective techniques to protect and restore Puget Sound:</p> <ol style="list-style-type: none"> 1. Development and adoption of the 2018-2022 AA. Adoption of AA as a Comprehensive Conservation Management Plan for EPA so the state can operate a National Estuary Program – enabling \$30M to flow to the region for recovery, and stormwater topics: <ul style="list-style-type: none"> o The AA addresses three Strategic Initiatives: Stormwater, Shellfish and Habitat. o Adoption of shared Regional Priorities to address stormwater issues in Puget Sound. 2. Advancing work on three Implementation Strategies that support Stormwater Strategic Initiative including Benthic Index of Biotic Integrity (B-IBI), Marine Water Quality, and Toxics in Fish. 3. Work on Implementation Strategies was a foundation for much of the Orca Task Force groups work (especially Toxics in Fish) and was used to populate the Governor’s recommendations. 4. Supporting statutorily created boards: the Leadership Council, the Ecosystem Coordinating Board and the Science Panel. 5. Prioritization of statewide budget requests for projects contributing to recovery. 	\$721,000	\$0	\$0	\$721,000	\$0	\$0	\$0	\$0

Other State Agencies & Results	OPERATING EXPENDITURES				CAPITAL EXPENDITURES			
	STCA	LTCA	ELSA	Total	STCA	LTCA	ELSA	Total
<p>Washington State Patrol Fire Training Academy</p> <p>Operating activities include: Specialized Outreach Fire Services.</p> <p>Results: The Washington State Patrol’s Fire Protection Bureau uses funding from STCA for the management of the hazardous and solid waste that is the byproduct of live fire training at the Washington State Fire Training Academy in North Bend, Washington. This includes treatment of fire training wastewater which is contaminated with various combustible fuels and solid debris during the training activities, disposal of the solid waste that results from the fire activity, and the cleaning and maintenance of personal protective equipment used by the students during training.</p> <p>Read a MTCA success story about the Fire Training Academy on p. 86.</p>	\$431,000	\$0	\$0	\$431,000	\$0	\$0	\$0	\$0

Other State Agencies & Results	OPERATING EXPENDITURES				CAPITAL EXPENDITURES			
	STCA	LTCA	ELSA	Total	STCA	LTCA	ELSA	Total
<p>University of Washington</p> <p>Capital projects include: Tacoma Campus Remedial Investigation</p> <p>Results: The University of Washington (UW) continued environmental investigations at the UW Tacoma Campus site pursuant to Agreed Order No. DE 11081 and the Remedial Investigation Work Plan. Field investigations included the installation of 49 new monitoring wells to define the lateral and vertical extent of contaminant plumes, reveal the site geology, and better define the original sources of groundwater contamination. Groundwater monitoring was completed on select wells in Fall of 2018 and then all existing wells in 2019. Four likely sources of the trichloroethene groundwater contamination were identified along Tacoma Avenue South, and additional explorations are planned in the area. In 2018 the UW completed a vapor intrusion study at four UW buildings and the Federal Courthouse demonstrating that vapor intrusion is not a public health concern at these locations. The UW is required to summarize all previous and current field investigations and potential cleanup options in a draft Remedial Investigation and Feasibility Study Report due to Ecology by May 18, 2020.</p> <p>Read a success story about the UW-Tacoma Campus on p. 47.</p>	\$0	\$0	\$0	\$0	\$499,000	\$0	\$0	\$499,000

Other State Agencies & Results	OPERATING EXPENDITURES				CAPITAL EXPENDITURES			
	STCA	LTCA	ELSA	Total	STCA	LTCA	ELSA	Total
<p>Department of Revenue</p> <p>Operating activities include: State and Local Revenue Collection and Distribution.</p> <p>Results: Funding is used for enforcement of the Hazardous Substance Tax imposed under RCW 82.21.030. The tax applies to petroleum products, pesticides, and certain chemicals. Enforcement activities by the Department of Revenue include verification of proper reporting of the tax by businesses on the Combined Excise Tax Return through desk examinations and field audit work. The tax is distributed to the Department of Ecology to help clean up and manage solid and hazardous waste in the state of Washington.</p>	\$44,000	\$0	\$0	\$44,000	\$0	\$0	\$0	\$0
<p>Total 2017–19 Biennium Other State Agencies' MTCA Expenditures</p>	\$22,728,000	\$0	\$2,763,000	\$25,491,000	\$499,000	\$0	\$164,000	\$663,000

Note: Totals may not add due to rounding.

Changes to the MTCA program for the 2019–21 biennium

ESSB 5993: Reforming the Financial Structure of the Model Toxics Control Program

The passage of Engrossed Substitute Senate Bill (ESSB) 5993 (Chapter 422, Laws of 2019) made significant changes to the MTCA accounts and the HST. As described in section 101 of the bill, its purpose was to update the Model Toxics Control Program and its primary funding mechanism through the following changes:

- Increase funding for programs and projects related to clean air, clean water, and toxic cleanup and prevention, with specific focus on stormwater pollution.
- Provide distinct and transparent financial separation of capital and operating budget funding.
- Improve the transparency and visibility of operating and capital project expenditures under the program.
- Eliminate the volatility of HST revenues by moving to a volumetric rate for liquid petroleum products.

Account Changes

ESSB 5993 eliminated the three prior MTCA Accounts—the State Toxics Control Account (STCA), the Local Toxics Control Account (LTCA), and the Environmental Legacy Stewardship Account (ELSA). It replaced them with three new accounts—the Model Toxics Control (MTCA) Operating Account, the Model Toxics Control (MTCA) Capital Account, and the Model Toxics Control (MTCA) Stormwater Account.

The authorized uses of the new accounts are similar to the prior MTCA accounts and include all of Ecology’s previously authorized uses.

Revenue Changes

ESSB 5993 changed the HST structure for liquid petroleum products from a value-based tax to a volume-based tax (<https://dor.wa.gov/find-taxes-rates/other-taxes/hazardous-substance-tax>). Starting July 1, 2019, the HST rate on liquid petroleum products is \$1.09 per barrel, and will increase annually by the Implicit Price Deflator (IPD) for non-residential structures. The Department of Revenue (DOR) will use the IPD for non-residential structures published each March by the U.S. Department of Commerce, Bureau of Economic Analysis (BEA), for the prior calendar year to set the new per-barrel rate for the upcoming fiscal year.

The first \$50 million per biennium of liquid petroleum tax revenue is deposited into the Motor Vehicle Fund (MVF). The revenue deposited into the MVF must be used exclusively for

transportation stormwater purposes. This deposit will continue each biennium until the Legislature passes a new \$2 billion “additive transportation funding act.”

The remaining liquid petroleum product revenue is deposited into the three new MTCA accounts:

- 60 percent into the MTCA Operating Account.
- 25 percent into the MTCA Capital Account.
- 15 percent into the MTCA Stormwater Account.

Revenue from all other substances subject to the HST, including non-liquid petroleum products and certain pesticides and chemicals, is still taxed at 7/10 of one percent of the wholesale value of the substance. Those revenues are deposited into the MTCA Capital Account.



MTCA SUCCESS STATEWIDE

Good news about flame retardants in children's products and the Better Brakes Law

Our homes are filled with consumer products that bring us comfort and convenience. However, many consumer products contain toxic chemicals that can be released during use or after disposal. Carpets and couches wear down. Caulk in buildings degrades. And we wash our clothes. The chemicals in these products are released into household dust, food, water, sediments, and get into the bodies of our children and wildlife, such as salmon and orcas.

Reducing toxic chemicals in consumer products protects human health and the environment. Ecology enforces [ten laws](#)²³ related to reducing toxic chemicals in consumer products and maintains a [product testing laboratory](#)²⁴ that monitors consumer products for toxic chemicals. The laboratory is a unique resource that allows us to assess compliance with limits on toxic chemicals.

Product testing shows Washington is leading the way to reduce use of toxic flame retardants. Washington state has long been a leader in restricting the use of toxic flame retardants. Expanding on earlier laws on these chemicals, the Legislature passed groundbreaking legislation in 2016 banning the use of several flame retardant chemicals in children's products. Along with states such as California, Washington's laws have pushed national reductions in the use of these harmful chemicals.

Although flame retardants are intended to reduce the risk of fire, the chemicals can escape from the materials and be breathed in or ingested. Children are at special risk from these toxic chemicals, both because they are still developing, and because they are exposed to household dust as they play.



Figure 16: Ecology's product testing program has shown that recent laws restricting the use of toxic flame retardants in products like children's furniture, play tents, and tunnels are successfully reducing the use of these chemicals.

²³ Washington's toxics in products laws:

<https://ecology.wa.gov/Waste-Toxics/Reducing-toxic-chemicals/Washingtons-toxics-in-products-laws>

²⁴ Testing for chemicals in consumer products:

<https://ecology.wa.gov/Research-Data/Monitoring-assessment/Consumer-products-testing>

In 2018, an Ecology study following up on the new law investigated the use of ten flame-retardant chemicals in children’s furniture, play tents, and play tunnels. The study indicated that most manufacturers are paying attention and following chemical restrictions and labeling requirements, with overall detections of flame retardants down sharply compared to previous studies.

Read the 2018 study at <https://fortress.wa.gov/ecy/publications/SummaryPages/1804004.html> and learn more about our work to identify and phase out fire retardants: <https://ecology.wa.gov/Waste-Toxics/Reducing-toxic-chemicals/Addressing-priority-toxic-chemicals/PBDE>

Washington’s Better Brakes Law restricts the use of toxic chemicals—primarily copper—in brake pads. Copper affects salmon survival and reproduction. We estimate that in urban areas, over half of the copper entering our waterways comes from vehicle brake pads, where a small percentage of copper helps the brakes dissipate heat and binds friction materials together.

This law allows us to significantly reduce copper pollution and protect salmon. An Ecology product testing study of copper in brake pads found that most brake manufacturers are complying ahead of the schedule called for in Washington’s 2010 Better Brakes Law. Washington’s law also served as a model for a nationwide agreement between manufacturers, states, and the U.S. Environmental Protection Agency to phase out the use of copper in brake pads. Brakes purchased in Washington and across the U.S. are now safer for the environment.

In 2017, our Better Brakes Performance Study found that 41 percent of brake samples were already in compliance with the 2025 copper restriction level of 0.5 percent copper or less. By complying ahead of time, we estimate that 12 fewer tons of copper will enter Washington’s streams, rivers, lakes and Puget Sound. Once the 2025 restrictions are fully adopted, copper from brakes could be reduced by approximately 30 metric tons each year.

These successes demonstrate the ability of local actions in Washington to have global environmental impacts. For decades, chemical management has focused on “end of pipe” releases from factories or facilities. But the chemicals found in consumer products aren’t released from a single source. They come in a steady drip from thousands or even millions of commonplace items. By restricting the use of copper in brake pads, we took action upstream and successfully reduced environmental releases.



Figure 17: Washington’s Better Brakes Law restricts the use of toxic chemicals (primarily copper) in brake pads. Based on this law, manufacturers signed a memorandum of agreement with the U.S. Environmental Protection Agency to adopt national standards making all brakes sold in the U.S. compliant with our state’s copper restriction. Photo credit: Washington State Department of Ecology

Learn more about Ecology’s Hazardous Waste and Toxics Reduction Program:

<https://ecology.wa.gov/Waste-Toxics/Reducing-toxic-chemicals>



MTCA SUCCESS STATEWIDE

Protecting firefighter instructors and others from harmful carcinogens

Live fire training at the Washington State Fire Training Academy (FTA) results in contamination of firefighter Personal Protective Equipment (PPE). Firefighter PPE, or turnout gear, protects firefighters from heat generated by fires. Accumulation of soot and chemicals on firefighter turnout gear can lead to persistent exposure to carcinogens.

Structural turnout gear—including gloves, hood, pants, and coat—are cleaned by an Underwriters Laboratories (UL) certified independent service provider who specializes in cleaning turnouts in accordance with manufacturer’s recommendations and industry best management practices.

Model Toxics Control Act (MTCA) accounts fund this service, and mitigates the risk of exposure to carcinogens for FTA instructors, students, and staff. This practice is also in line with [Substitute Senate Bill 5175](#) related to firefighter safety that passed in 2019, and meets the best management practices for reducing firefighter’s exposure to carcinogens.

Contaminated gear and skin exposure to contaminants from fires is recognized as a contributing factor for the increase in firefighter occupational illness and increased cancer-related deaths.

This cleaning and maintenance program is not only critical for the protection of FTA customers and employees, it advances the education of exposure control and contributes to a cultural change in the Washington State Fire Service, so future firefighters understand the risk associated with gear contamination.

Learn more about the Washington State Patrol’s Fire Training Academy:

<http://www.wsp.wa.gov/fire-training-academy/>



Figure 18a and b: Before and after. Dirty turnout gear immediately after live fire training is sent out to be cleaned. The MTCA-funded service removes harmful soot and chemicals that reduces firefighters' exposure to carcinogens. Photo credit: Fire Training Academy



MTCA SUCCESS IN GRAYS HARBOR COUNTY, PACIFIC COUNTY, AND STATEWIDE

Reducing lead exposure, helping families

The newly-renovated home was meant to be a safe haven for three at-risk kids. In addition to their biological kids, the Grays Harbor family was hoping to provide stability and safety in the children’s chaotic lives. Instead, they learned that lead paint dust kicked up from a recent home remodel was making them ill.

In Washington, not every child is routinely tested for lead exposure. Instead, we try to identify kids who are most at risk for lead exposure – kids from low-income families or recent refugees from countries that still use leaded gas.

In an effort to find children with elevated blood lead levels in our state, local health and state health created a framework for tracking blood lead levels, follow-up care, education and outreach. Funding was still needed to do the work.

During the 2017–19 biennium, MTCA funds provided to the Washington State Department of Health supported childhood lead poisoning prevention activities in the Division of Environmental Public Health, primarily in the Office of Environmental Public Health Sciences.

This was money well spent for the foster family.

The system that had been built began to work. The doctor reached out to DOH about this family and the agency also received reports through its electronic lead tracking system. The wipes investigators used to find the source revealed high levels of lead in the home’s dust.

In addition to performing healthy home assessments, DOH is partnering with medical and social services providers to ensure low income families with children are living in safer homes. *Learn more about DOH’s Division of Environmental Public Health:*

<https://www.doh.wa.gov/AboutUs/ProgramsandServices/EnvironmentalPublicHealth>



Figure 19: Elmer Diaz, Toxicologist, and Araceli Mendez, Elevated Blood Lead Case Manager from the Department of Health Division of Environmental Public Health, conduct a home investigation for potential lead exposures in home of child with elevated blood lead level in Raymond, WA, Pacific County July 2017. Photo credit: Washington State Department of Health

PROGRAM MILESTONES

- Contacted health care providers in areas with highest lead exposure risk
- Contracted with UW for targeted clinician education
- Revised parent outreach material distributed through Child Profile
- In 2017 and 2018, 45,587 kids were tested; 1,134 kids were identified with elevated blood lead levels



MTCA SUCCESS IN KING COUNTY

Enforcing dangerous waste laws at Total Reclaim

Thousands of businesses create millions of pounds of chemical waste each year. Businesses that do not comply with the dangerous waste regulations and mismanage those wastes can harm workers, pollute stormwater, or cause a toxic cleanup site. Model Toxics Control Act (MTCA) inspections are a first line of defense against mismanagement and avoiding harm to human health and the environment. During the 2017–19 biennium, Ecology’s Hazardous Waste and Toxics Reduction Program conducted 539 inspections and issued eight penalties totaling \$405,496.

A high-profile enforcement action resulting in significant penalties recently occurred at Seattle-based, electronic waste processor Total Reclaim. Total Reclaim promised environmental stewardship and to process customers’ e-waste responsibly according to “E-Cycle Washington standards.”

E-waste is a term that includes tablets, laptop and notebook computers, and televisions. Within these products are heavy metals that are known to be toxic to human health and the environment, including mercury, lead, and cadmium.

Multiple investigations determined that Total Reclaim had illegally disposed of 8 million pounds of flat screen TVs and monitors by selling them to an exporter who shipped them to Hong Kong. The company was also found to be illegally storing flat screen TVs and monitors inside trailers on Harbor Island in King County. These actions risked the health of workers and the environment both in Washington and Hong Kong, and Ecology issued penalties in 2016 and 2017, with fines totaling \$511,500.

Total Reclaim settled the two penalties in 2018 for \$383,625, with \$83,625 directed to the State General Fund. Under innovative settlement guidelines, \$300,000 in settlement dollars were provided to the Western States Project, an interstate consortium that supports environmental enforcement, education, and training. In addition to settling state civil penalties in Washington and Oregon, two company executives were sentenced to 28 months each in federal prison, the result of a plea agreement with the United States Department of Justice. The men were also ordered to pay \$945,663 in restitution.

By identifying and then fixing this problem, these actions had far-reaching, positive results for people and the environment that include preventing exposure to toxics such as mercury, and restoring trust in a vital statewide recycling program.

Learn more about Ecology’s Hazardous Waste and Toxics Reduction Program at <https://ecology.wa.gov/Waste-Toxics/Business-waste>



Figure 20: In 2017, flat screen televisions and monitors had been illegally stored by Total Reclaim on King County's Harbor Island, which led to a \$67,500 penalty. E-waste is a term that includes flat screen monitors, smartphones, tablets, laptop and notebook computers, and televisions. These products contain heavy metals known to be toxic to human health and the environment, including mercury, lead, and cadmium. Photo credit: Washington State Department of Ecology (2017).

This page intentionally left blank

Chapter 4: State Funding of MTCA Site Cleanups

This chapter summarizes information on direct cleanup investments and direct site-specific cleanup investments, and includes the following information:

- The total amount of direct cleanup investments and direct site-specific cleanup investments, and all fund sources, including expenditures from STCA, LTCA, and ELSA.
- The amount of money recovered from potentially liable persons.

Sources of information Ecology used to prepare this chapter

Tables in this chapter identify all of Ecology’s contractual cleanup expenditures (capital and operating) which include fund sources other than MTCA. Data was extracted using the Agency Financial Reporting System (AFRS); Ecology’s 2017–19 Budget & Program Overview; and Ecology’s internal cleanup database, the Integrated Site Management System (ISIS). Data was also supplemented by Ecology’s Contracts and Grants Payable (CGP) database and Ecology’s Administration of Grants and Loans (EAGL) system. Additional information on the types of cleanup actions funded at individual sites was obtained from Ecology cleanup project managers. See also Appendices C through G for financial information on individual sites.

Ecology used three broad categories to classify direct cleanup investments: contracted work; remedial action loans; and remedial action grants.

Ecology is also reporting all fund sources used for site cleanup, even though the MTCA statute (RCW 70.105D.030(6)) only requires reporting on STCA, LTCA, and ELSA expenditures.

There are three reasons for this decision:

1. The Legislature has made budget decisions to directly transfer funds from the Model Toxics Control Act accounts to the State General Fund. To continue cleanup efforts, money from the State Building Construction Account (General Obligation Bonds) was appropriated to continue the work. Including this fund source provides a more comprehensive picture of direct cleanup investments.
2. Other fund sources (such as federal grants) also support cleanup work for sites on the Hazardous Sites List (HSL).
3. It is more efficient to include all sources of funding for tracking all contract, grant, and loan expenditures by project phase, rather than limiting that accounting to just a few fund sources.

Types of state expenditures made on remedial actions

Three of Ecology’s environmental programs—Toxics Cleanup (TCP), Hazardous Waste and Toxics Reduction (HWTR), and Solid Waste Management (SWM) made direct cleanup investments with operating and capital budget funding. Some expenditures may qualify for cost recovery from potentially liable persons or parties (PLPs). MTCA requires that Ecology recover the costs from PLPs that are incurred for conducting all remedial actions, as well as for staff oversight of work conducted under order or consent decree. MTCA also authorizes the recovery of costs incurred for providing advice and assistance to customers who participate in the Voluntary Cleanup Program (VCP) where remedial actions are being conducted independently.

Operating expenditures are used to:

- Oversee cleanups conducted under an order or decree, including cleanups at contaminated industrial and commercial sites; closed landfills; and facilities permitted to treat, store, or dispose of dangerous waste. These costs are typically recovered from potentially liable parties.
- Provide advice and assistance to persons independently conducting cleanup. These costs are recovered from the Voluntary Cleanup Program customers.
- Fund emergency actions and cleanups where sites are abandoned or have non-compliant owners. When no potentially liable party can be found, or the potentially liable party does not have resources to pay for the cleanup, these costs may never be recovered.
- Cleanup program support work not related to a specific site, such as public information; policy, guidance and rule development; and a portion of clerical, financial, computer and other support staff. The MTCA Cleanup Rule (Model Toxics Control Act Regulation, Chapter 173-340 WAC) limits Ecology’s ability to recover most of these costs.

Capital expenditures fund:

- Grants or loans to local governments. Most of these are made through the Remedial Action Grant (RAG) program. This is Ecology's primary tool for helping local governments pay for the cleanup of contaminated sites. This program helps finance and speed up the cleanup process and allows more sites to be cleaned up through grants that typically provide up to 50% of project cost, but may provide up to 90% under certain circumstances. The Remedial Action Grant program has also been used to provide up to 100% funding for small community local governments to conduct environmental investigations and site planning that facilitates remedial action and adaptive reuse for the prospective properties. This funding helps protect public and environmental health, creates jobs, and promotes economic development by allowing contaminated properties to be redeveloped.

- State-led work on cleanups in programs that focus on Puget Sound and Eastern Washington, where sites are abandoned or have non-compliant owners, or where funds are needed to advance emergent cleanups. These costs could be recovered, but in many cases (because no potentially liable party can be found or the potentially liable party does not have resources to conduct the cleanup) these costs may never be recovered.

Funds used during the 2017–19 biennium to conduct remedial actions at sites

Ecology spent a total of \$59.5 million in direct cleanup investments in the 2017–19 biennium.

- \$56.4 million was spent on direct site-specific cleanup investments: state contracts, grants, and loans.
- The remaining \$3.1 million was spent on grants to local governments for cleanup-related work at non-specific sites: Site Hazard Assessments, Integrated Planning Grants, and Public Participation Grants.

The fund sources and amounts are summarized in Table 12. The STCA, LTCA, and ELSA represent 64% of the total funds spent for state contracts, grants, and loans on direct cleanup investments.

Table 12: Direct cleanup investments for the 2017–19 biennium.

Fund Source	Grants	Operating	Capital	Total
STCA	\$0	\$2,043,000	\$6,046,000	\$8,089,000
LTCA	\$26,295,000	\$0	\$0	\$26,295,000
ELSA	\$2,231,000	\$719,000	\$484,000	\$3,434,000
State Building Construction Account	\$4,935,000	\$0	\$3,376,000	\$8,311,000
General Fund-Private/Local	\$0	\$156,000	\$0	\$156,000
General Fund-Federal	\$0	\$1,425,000	\$0	\$1,425,000
Recovered LUST	\$0	\$1,000	\$0	\$1,000
Cleanup Settlement Account	\$0	\$0	\$11,734,000	\$11,734,000
Total Direct Cleanup Investments	\$33,461,000	\$4,344,000	\$21,640,000	\$59,445,000
Cleanup Investments in SHAs, IPGs, and PPGs	(\$3,079,000)	\$0	\$0	(\$3,079,000) ²⁵
Direct Site-Specific Cleanup Investments	\$30,382,000	\$4,344,000	\$21,640,000	\$56,366,000

LUST = Leaking Underground Storage Tanks
 SHA = Site Hazard Assessments Grants
 IPG = Integrated Planning Grants
 PPG = Public Participation Grants

²⁵ SHAs, IPGs, and PPGs are subtracted from the total because these grants are not Direct Site-Specific Cleanup Investments. IPGs may be site-specific, but may also be used for planning for multiple sites or an area.

Ecology spent \$40 million less on cleanup in 2017–19 than reported in the 2015–17 biennium. Here’s why:

Ecology’s cleanup spending in the 2017–19 biennium was impacted by the continued recovery from the revenue shortfall in the MTCA accounts and the delayed passage of the 2017–19 Biennial Capital Budget.

- **Recovery from the MTCA accounts revenue shortfall.** Since the summer of 2014, and through the 2017–19 biennium, Ecology was managing a revenue shortfall in the MTCA accounts. The shortfall impacted 2017–19 biennium project spending because fewer projects were ongoing from the 2015–17 biennium into 2017–19. The lost momentum of state investment in projects impacted 2017–19 spending. Additionally, Ecology’s MTCA operating appropriations were cut by \$5 million to help manage the shortfall. The cuts impacted cleanup project management staffing. With fewer staff to lead and oversee cleanups, we made less progress (and spent less money) during the biennium.
- **Late passage of the 2017–19 Biennial Budget.** The Legislature did not pass the Capital Budget in July 2017, but late during the 2018 session. The delay not only put the overall process of funding cleanup projects about a year behind schedule, but in many cases, our partners missed a number of prime construction windows.

Percentage of direct site-specific cleanup investments made during the 2017–19 biennium that funded actions at highly-ranked sites

The Model Toxics Control Act requires that Ecology establish a hazard ranking system. In the early 1990s, Ecology worked with the MTCA Science Advisory Board to develop a ranking system for hazardous waste sites, known as the Washington Ranking Method (WARM). This method is used to rank sites on a scale of one to five, with a score of one (1) representing the highest relative level of concern, and five (5) the lowest. As noted in Chapter 5, EPA Superfund sites included on the National Priorities List (NPL) are assigned a score of zero (0). Many factors are used to determine this ranking, which inform the site’s threat to human health; see “How do we prioritize cleanups?” in Chapter 5.

Distribution of funds by ranking is shown in Table 13. During the 2017–19 biennium, about 69% of Ecology’s direct investments (state contracts, grants, and loans) were made at highly-ranked sites (i.e., Federal Superfund, Rank 1, and Rank 2 sites).

Unranked sites comprised 16% of direct site-specific cleanup investments. These include:

- a. Grants or contracts that are part of larger, multi-site cleanups in areas such as Bellingham Bay, Bothell, and Port Angeles;

- b. The Mount Baker Properties Cleanup ([CSID 13054](#)) and the Swift Creek natural asbestos landslide;
- c. Legislatively-directed provisos for projects like the Point Defiance Trails Project;
- d. Leaking Tank Model Remedies sites; and
- e. Technical support at Resource Conservation and Recovery Act (RCRA) corrective action sites.

Table 13: Direct site-specific cleanup investments by site rank.

Rank	Count	\$ Spent	% Spent
Federal Superfund Sites (Rank = 0)	10	\$15,885,000	28%
WARM Rank = 1	34	\$13,735,000	24%
WARM Rank = 2	28	\$9,467,000	17%
WARM Rank = 3	19	\$1,739,000	3%
WARM Rank = 4	8	\$2,616,000	5%
WARM Rank = 5	13	\$4,176,000	7%
Not Ranked	61	\$9,268,000	16%
Total	173	\$56,886,000	100%

Note: The total on this table is \$2,559,000 less than Table 12 (Direct Cleanup Investments) because Public Participation Grants and Site Hazard Assessment Grants are not ranked.

Types of remedial actions started and/or completed in 2017–19

Expenditures during the 2017–19 biennium were used to conduct a wide range of activities, which can generally be classified as either investigations (such as testing of soil or groundwater) or cleanup. There have also been special appropriations made from MTCA accounts for other legislatively-directed projects.

Ecology made \$59.5 million in direct cleanup investments (state contracts, grants, and loans) during the 2017–2019 biennium. Approximately 70% of those funds were expended on cleanup actions (\$41.7 million) and 30% on investigations and related activities, and special appropriations (\$17.7 million). Because AFRS has limitations on the level of detail that can be captured, these are best estimates of expenditures.

Table 14 summarizes expenditures for major categories of grants and contracts. The two major categories of expenditures are explained below:

- Oversight Remedial Action Grants & Loans help pay for local governments’ cleanup of contaminated sites where the work is being conducted under an enforcement order, agreed order, or consent decree issued under MTCA. Cleanups conducted under order or

decree issued by EPA under federal cleanup law are also eligible for these grants and loans. The grant expenditures for this category are detailed in Appendix C.

- Ecology-Conducted or Contracted Expenditures are for state-led work, primarily in Ecology’s Eastern Washington Clean Sites Initiative, Cleanup Toxic Sites—Puget Sound, and Asarco capital budget programs. Expenditures and projects for this category are detailed in Appendix E.
 - In Eastern Washington and Puget Sound, Ecology invests in sites that are abandoned; lack compliant owners; or leverage partnerships with other state agencies, tribes, local governments and liable parties. The projects range from Ecology-administered public works contracts for cleanup construction (for example, Everett Parks in Snohomish County) to agreements supporting Ecology’s work with the U.S. Environmental Protection Agency and local governments (e.g., City of Seattle and King County at the Lower Duwamish Waterway site of more than \$2 million).
 - Ecology leads the Asarco smelter plume cleanups in Tacoma and Everett, as well as Asarco mine site cleanups statewide. Again, the contract work ranges from large construction projects where Ecology directly conducts the cleanup, to interagency agreements with local health departments that provide education and outreach to communities affected by Asarco contamination.

Table 14: Total Remedial Action expenditures.

Remedial Action Categories	Total Expenditures
Oversight Remedial Action Grants & Loans	\$29,892,000
Independent Remedial Action Grants	\$489,000
Integrated Planning Grants	\$519,000
Site Hazard Assessment Grants	\$330,000
Safe Drinking Water Action Grants	\$0
Sub-Total Remedial Action Grants and Loans	\$31,230,000
Public Participation Grants	\$2,231,000
Ecology-Conducted or Contracted Expenditures	\$25,984,000
Total	\$59,445,000

How much did Ecology spend in the various project phases of remedial actions in 2017–19?

When Second Engrossed Second Substitute Senate Bill 5296 (2E2SSB 5296) passed in 2013–14, it outlined requirements that changed how we report on site cleanup phases today. Specifically, it required the actual or estimated expenditures of funds for these project phases:

1. Emergency or interim actions
2. Remedial investigation
3. Feasibility study and selection of a remedy
4. Engineering design and construction of the selected remedy
5. Operation and maintenance or monitoring of the constructed remedy.

Since then, Ecology has taken steps to track cleanup project phases by developing accounting codes to track direct cleanup investments. There are financial system limitations to capturing all costs by phase, but contract expenditures and grants and loans by project phase can be captured. See Table 15.

- Definition of direct cleanup investments by the state. Ecology has determined there are three broad categories of direct cleanup investments and direct site-specific cleanup investments that can be tracked. These categories are:
 - Contracted work;
 - Remedial action loans; and
 - Remedial action grants
- Staff-related costs for oversight of work under orders or decrees and to oversee contract work will continue to be tracked by site for cost recovery purposes. These are not reported by cleanup phase since the data cannot be tracked. The statewide accounting systems and Ecology’s payroll system have account code structures that limit the detail and flexibility of coding and reporting.

Table 15: Summary of expenditures for major project phases.

Project Phase	Type	Ecology-Conducted	Grants	Total	%
Site Hazard Assessment	Investigations	\$49,000	\$353,000	\$402,000	1%
Emergency & Interim Actions	Cleanup	\$141,000	\$12,784,000	\$12,925,000	22%
Remedial Investigations	Investigations	\$3,608,000	\$3,066,000	\$6,674,000	11%
Feasibility Study & Remedy Selection	Investigations	\$1,235,000	\$4,928,000	\$6,163,000	11%
Engineering Design	Cleanup	\$3,694,000	\$1,496,000	\$5,190,000	9%
Construction	Cleanup	\$12,711,000	\$7,215,000	\$19,926,000	33%
Post-Construction Operation and Maintenance or Monitoring	Cleanup	\$3,047,000	\$615,000	\$3,662,000	6%
Cleanup Program Support	Investigations	\$112,000	\$2,802,000	\$2,914,000	5%
Integrated Planning Activities	Investigations	\$0	\$202,000	\$202,000	0%
Legislatively Directed Investments & Other**	Other	\$1,387,000	\$0	\$1,387,000	2%
Total		\$25,984,000	\$33,461,000	\$59,445,000	
Cleanup		\$19,593,000	\$22,110,000	\$41,703,000	70%
Investigations		\$5,004,000	\$11,351,000	\$16,355,000	28%
Other		\$1,387,000	\$0	\$1,387,000	2%

** *Legislatively Directed Investments & Other* includes:

- **Legislatively directed investments, such as:**
 - Harper Estuary Restoration Projects.
 - Land acquisitions at Port Gamble.

- **Other costs important to Toxics Cleanup Program work and individual projects, but not identified with a specific cleanup, such as:**
 - Tribal liaison and public involvement work integral to the Puget Sound Initiative projects.
 - Information technology investments in tools to calculate cleanup levels and support other cleanup work.
 - Agreements with local health departments supporting work in the Tacoma Smelter Plume.

Ecology-supervised, and Independent Remedial Action Grants and Loans, provided to local governments during the 2017–19 biennium

We provide funding to local governments that are investigating and cleaning up contaminated sites either under the supervision of Ecology or EPA, or independently.

During the 2017–19 biennium, local governments received funds from Ecology to pay for cleanup at 63 sites. We provided one loan during this period to cover project costs for the Port of Ridgefield cleanup project in Southwestern Washington.

Total grant and loan expenditures for the biennium were \$30.4 million. Expenditures for individual projects for the two-year period ranged from \$2,000 to \$6,746,000. The geographic distribution of these expenditures is mapped in Figures 21, 22, and 23. See Appendix C (RAG Financial Table) for individual grants and loans expenditures.

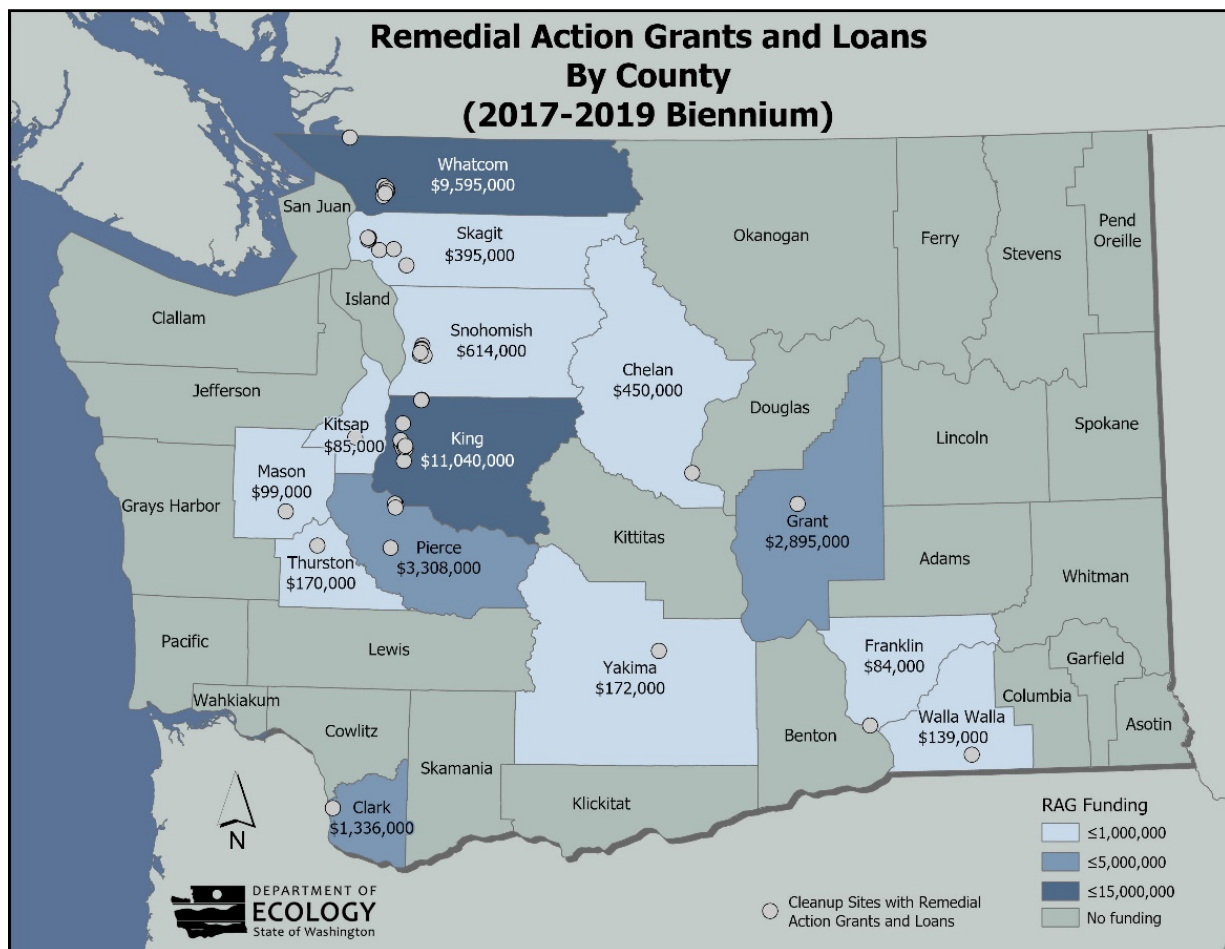


Figure 21: Remedial Action Grants and Loans expenditures by county (July 2017 to June 2019), which include Ecology-supervised and independent grants. See Appendix C for details.

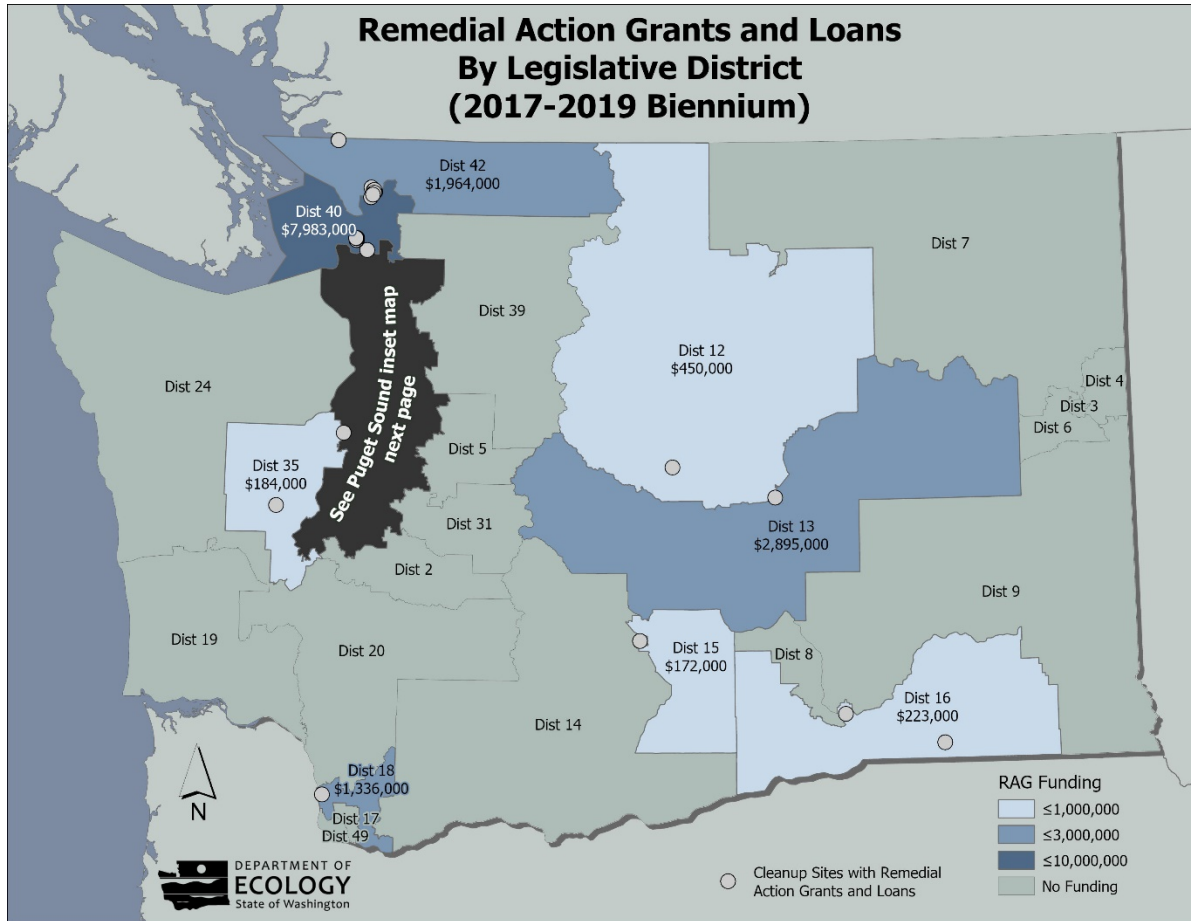


Figure 22: Remedial Action Grants and Loans expenditures by legislative district (for Ecology-supervised and independent grants) (July 2017 to June 2019). See Appendix C for details.

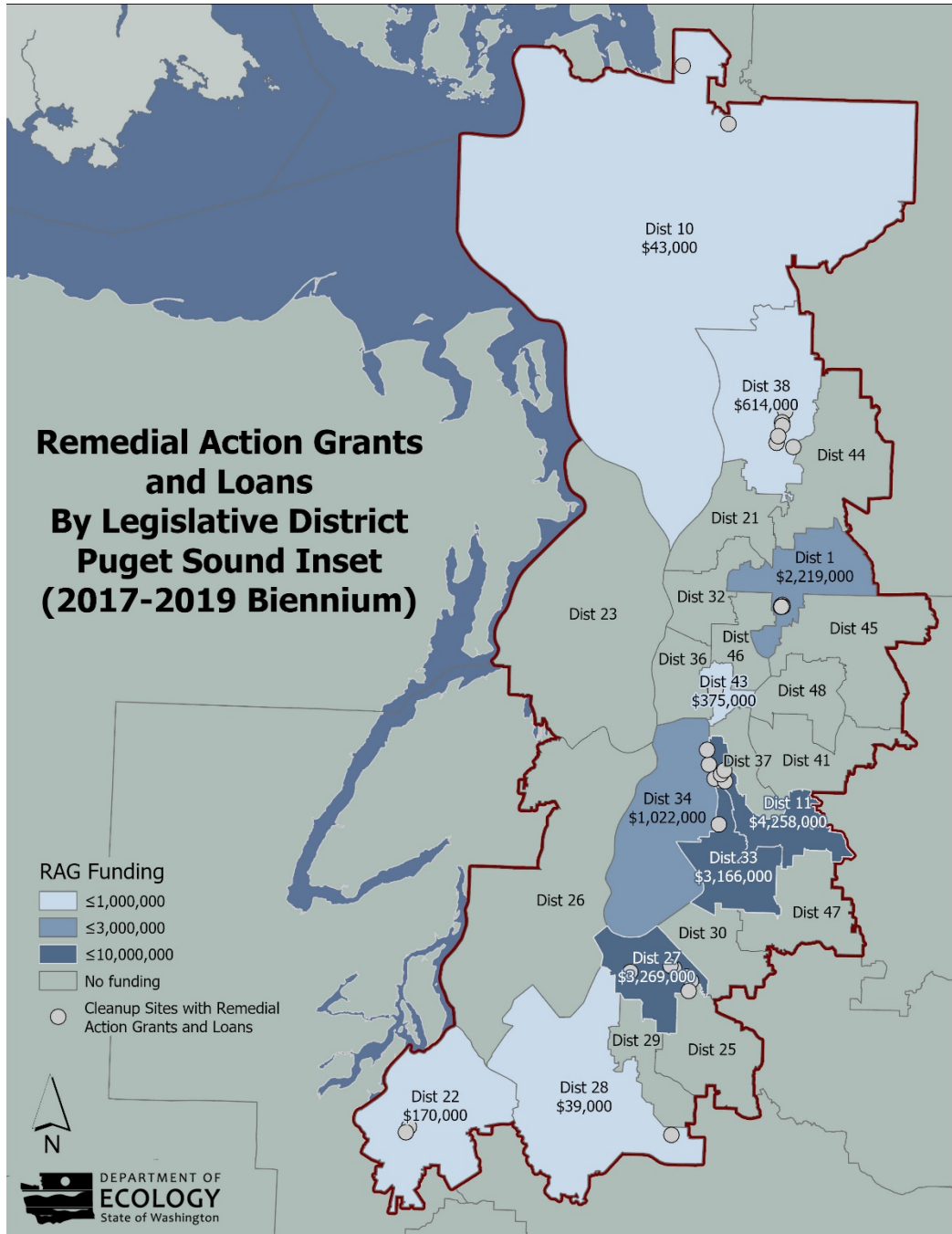


Figure 23: Close-up view of Figure 22. Remedial Action Grants and Loans expenditures in Puget Sound by legislative district (for Ecology-supervised and independent grants) (July 2017 to June 2019). See Appendix C for details.

Site Hazard Assessment Grants provided to local governments during the 2017–19 biennium

Ecology used to give Site Hazard Assessment Grants or SHAs to local health departments and districts to conduct initial investigations and hazard assessments on our behalf. The assessments would confirm the presence, then type and level of contamination at a site, which would then be listed on our Hazardous Sites List.

When the 2017–19 biennium capital budget was delayed and not enacted until January 2018, we permanently and fully transitioned the Site Assessment program from the local health districts back to Ecology. The funding variability and uncertainty of the Site Assessment grants during the 2015–17 and 2017–19 biennia had left many local health districts with smaller budgets than planned. As a result, they had cut or reassigned staff previously funded by these grants.

Today, Ecology or the Pollution Liability Insurance Agency (PLIA) conducts all initial investigations. PLIA only conducts initial investigations of suspected heating oil sites. Ecology conducts all site hazard assessments.

Expenditures shown in the 2017–19 biennium are for final reimbursements made during the close out of the grant program (see Appendix G).

Integrated Planning Grants provided to local governments during the 2017–19 biennium

Integrated Planning Grants (IPG) are provided to local governments to develop plans for the cleanup and reuse of properties that are currently abandoned or underused because of actual or perceived historic contamination. Adaptive reuse of a brownfield site can be a complicated undertaking, especially for smaller communities. IPGs can support local governments' efforts by helping pay for an integrated site plan that not only addresses cleanup, but assists with planning and financing elements for post-cleanup redevelopment. The resulting plans are often used to support requests for subsequent remedial action grants or loans, as well as clarify site conditions for potential private investments.

In the 2017–19 biennium, there were eight local government IPG projects with expenditures that ranged from \$5,100 to \$199,800. Total IPG expenditures during the biennium were \$519,000.

These IPG names, locations, and expenditures are mapped in Figure 24. See Appendix D for the Integrated Planning Grant Financial Tables.

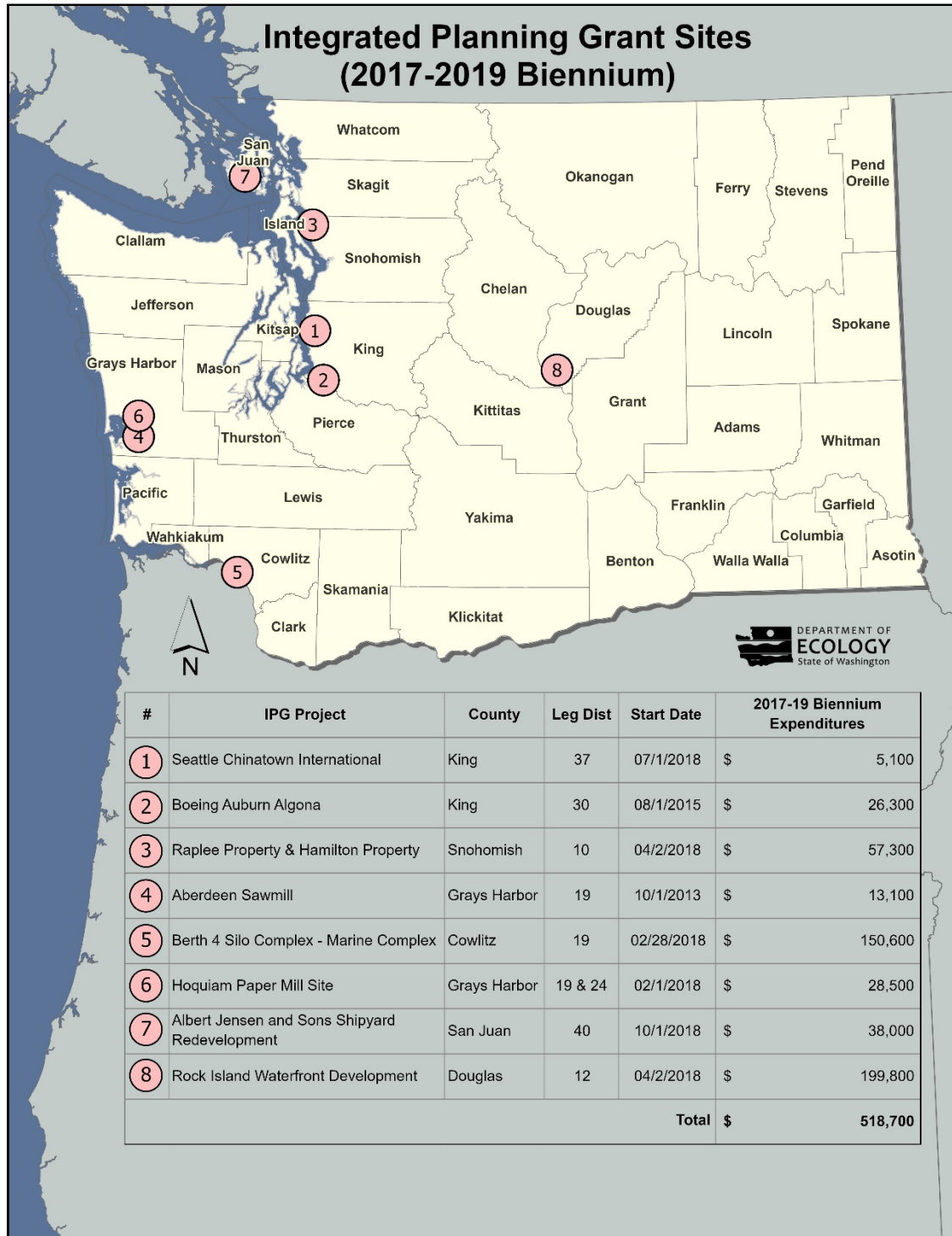


Figure 24: Integrated Planning Grant expenditures by county and legislative district (July 2017 to June 2019). See Appendix D for details, including award biennium and grant descriptions.

Public Participation Grants provided during the 2017–19 biennium

MTCA requires that one percent (1%) of the revenue from the Hazardous Substance Tax be allocated for Public Participation Grants (PPG) each biennium. The 2017–19 Operating Budget allocated \$2.3 million to Ecology’s PPG program.

PPG is a competitive grant program that provides funding to qualified individuals and not-for-profit public interest organizations. The purpose of these grants is to facilitate public participation in the investigation and remediation of contaminated sites and to facilitate implementation of the state’s solid and hazardous waste management priorities.

- Ecology received 39 PPG applications for the 2017–19 biennium.
- The total amount requested was \$3.9 million.
- The PPG budget provided funding for 22 applications from a ranked list.
- See Appendix F for the list of grant recipients and dollar amounts.

Why were no grants awarded for Area-wide Groundwater projects during the 2017–19 biennium?

Ecology did not receive any applications or appropriations for area-wide groundwater projects during the 2017–19 biennium.

These grants provide funding to local governments to investigate groundwater contaminated by hazardous substances from multiple sites, and to facilitate the cleanup in these areas. In 2013, the Legislature made several changes to the area-wide groundwater grant provisions that are designed to increase the use of these grants.

Why were no grants awarded for Safe Drinking Water Action Grants during the 2017–19 biennium?

Ecology did not receive any applications or appropriations for safe drinking water projects during the 2017–19 biennium.

These grants help local governments, or local governments applying on behalf of a purveyor, provide safe drinking water to areas contaminated by or threatened by contamination from hazardous waste sites.

Direct investments at sites where Ecology conducted or contracted for remedial actions

Ecology conducted or contracted for remedial actions at more than 120 sites during the 2017–19 biennium. Total expenditures were \$26.0 million. (Note that this amount does not include Remedial Action Grant expenditures.) We used these direct investment funds to conduct a wide range of activities broadly classified as:

- **Investigations.** We used 25% of the Ecology expenditures (\$6.4 million) to complete remedial investigations, feasibility studies, cleanup action plans, and special appropriated projects.
- **Cleanup.** We used 75% of the Ecology expenditures (\$19.6 million) to conduct cleanup actions, interim actions, or compliance monitoring/operation and maintenance of cleanup technologies (e.g. groundwater treatment systems).

Figures 25, 26, and 27 map the geographic distribution of Ecology’s site investments by county and legislative district. Appendix E (Ecology-Conducted and/or Contracted Site Work Financial Table) details the expenditures for these individual sites.

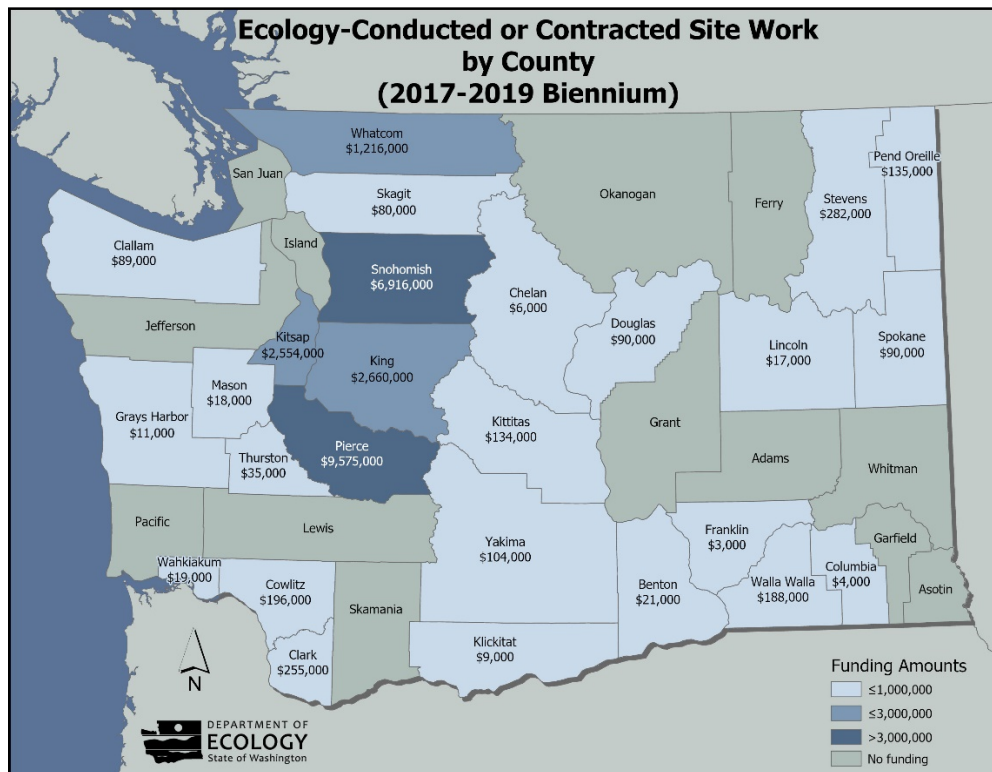


Figure 25: Ecology-conducted or contracted site work by counties (2017–19 biennium). Note that the map identifies only those investments unique to counties. See Appendix E for a breakdown of all Ecology-conducted or contracted work that includes statewide cleanup efforts.

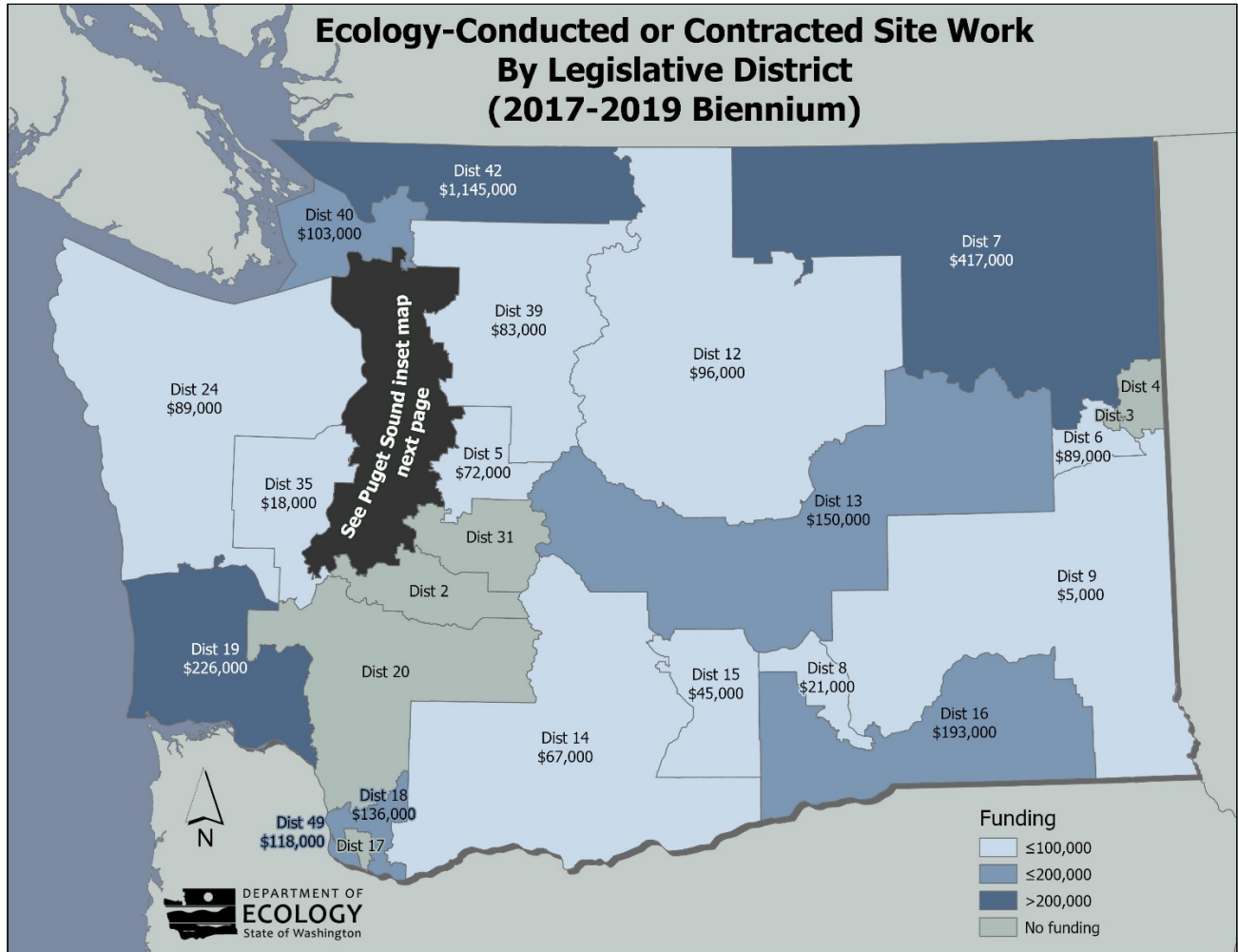


Figure 26: Ecology-conducted or contracted site work statewide by legislative district (2017–19 biennium).

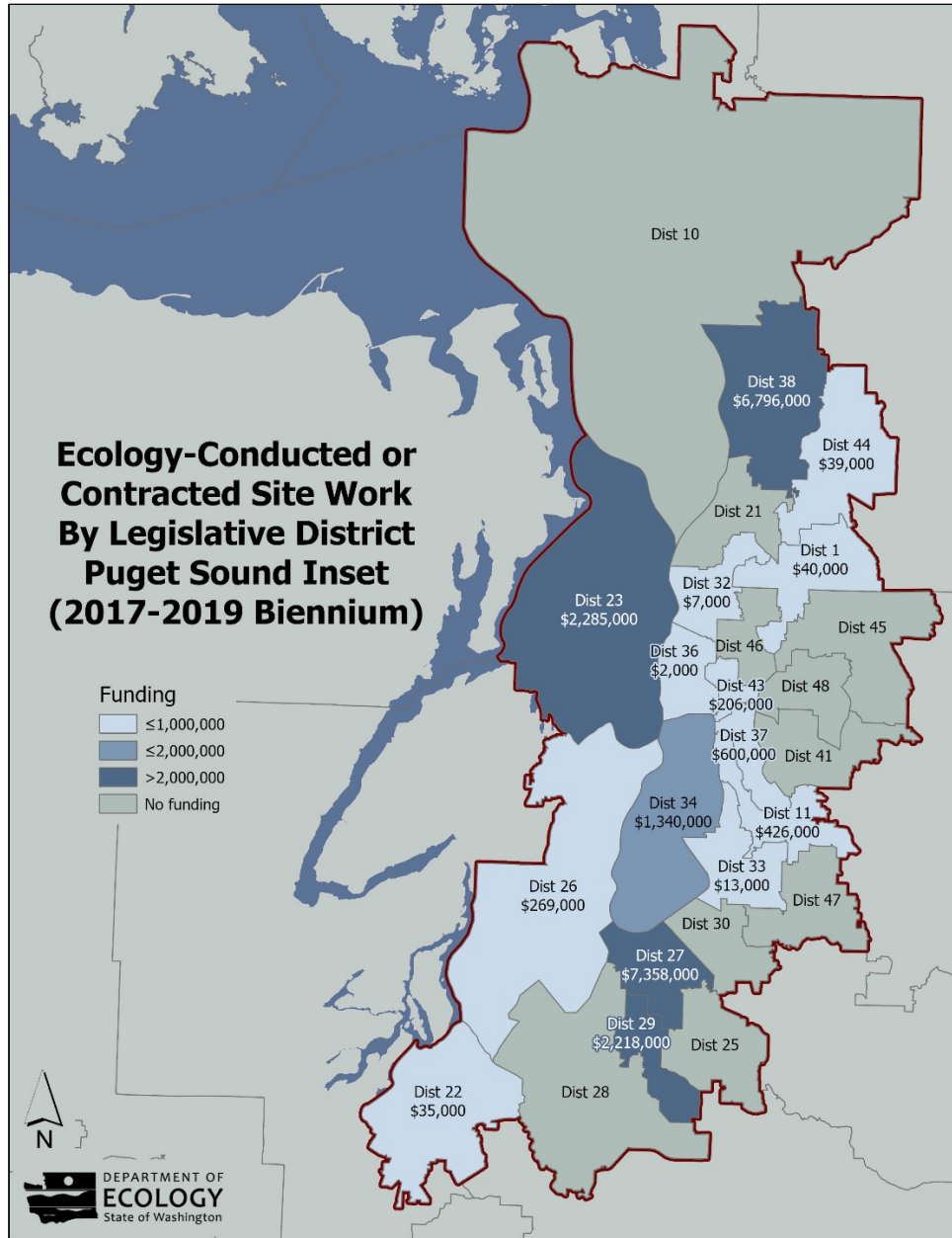


Figure 27: Ecology-conducted or contracted site work in Puget Sound by legislative district (2017–19 biennium).

Cost recovery from potentially liable parties and voluntary cleanup customers: here's how it works

Ecology recovers remedial action costs incurred under MTCA that can be reasonably attributed to individual sites. The MTCA rule and agency policy and guidance describe what costs may be recovered and how the costs must be calculated. Costs are compiled and billed periodically (quarterly for supervised cleanups, monthly for voluntary cleanup technical assistance), with payment required within 30 days of billing. These costs include:

- Direct activities;
- Support for direct activities; and
- Any interest charges for past due payments.

If the person conducting the cleanup fails to make timely payments, Ecology has a number of tools to recover costs. These include:

- Contacting a corporation's registered agent who is responsible for receipt of important legal and tax documents.
- Working with other state agencies to apply refunds they may owe a PLP toward Ecology's costs.
- Using a collection agency.
- Using Ecology's lien authority under RCW 70.105D.055.
- Using Ecology's enforcement authority under RCW 70.105D.060.

How much did we cost-recover in the 2017–19 biennium?

Ecology recovered \$10.6 million in STCA funds during the 2017–19 biennium. Table 16 summarizes the STCA cost recovery amounts for the biennium. Table 17 provides a partial listing of the largest 25 invoiced cleanup costs for individual sites that account for \$5.3 million of the total.

Because of limitations in the Agency Financial Reporting System (AFRS) and the quarterly billing cycle, it is not possible to directly correlate expenditures in any given biennium with costs recovered in that biennium to determine if Ecology is meeting the statutory goal of recovering all costs reasonably attributable to sites. In some cases, cost recovery is delayed when Ecology contracts for cleanup work where the potentially liable person is financially viable but refuses to do the work or pay Ecology’s oversight costs. For these reasons, a better determination of cost recovery success is made over several biennia after total expenditures and payments have been closed out for the site.

Table 16: 2017–19 STCA cost recovery and Voluntary Cleanup revenue

Source	Sites	Amount
Formal Site Cost Recovery and Other* (oil, non-spills recovery)	250	\$9,587,000
Voluntary Cleanup Program sites	638	\$1,029,000
Total STCA Cost Recovery		\$10,616,000

* Sites with cleanups being conducted under an order or decree, and sites with financially viable but potentially liable parties. This also includes the Nuclear Waste Program’s cost recovery at the US Ecology, Inc. Site, which is located on the federal Hanford Site near Richland, WA.

Table 17: 2017–19 Formal site cost recovery, 25 highest dollar amounts invoiced

Site Name	County	Cleanup Site ID (CSID)	Amount
Pasco Sanitary Landfill	Franklin	1910	653,291
Occidental Chemical	Pierce	4326	541,594
Camp Bonneville	Clark	11670	415,822
Boeing Auburn	King	5049	339,699
Boeing Everett	Snohomish	4534	298,743
Landsburg Mine CD	King	60	253,236
American Linen Supply	King	12004	243,489
International Paper Co Longview	Cowlitz	3685	222,795
Port Gamble Bay & Mill Site	Kitsap	3444	214,521
Boeing Field Chevron	King	7030	198,268
BNSF Railway Black Tank Prop	Spokane	3243	177,902
Port Gamble NRDA	Kitsap	n/a	169,247
North Lake Union Sediments	King	2876	146,679
GE Aviation	King	2446	144,103
Western Port Angeles Harbor	Clallam	11907	142,315
Crowley Marine Serv Inc 8 th Av	King	2520	135,996
Port Angeles Rayonier Mill	Clallam	2270	129,188
Holden Mine	Chelan	4414	128,273
Oakland Bay Shelton Hrbr Sed	Mason	13007	126,845
South Park Landfill	King	1324	124,540
West of 4 th Avenue	King	12260	109,685
Hexcel Corporation	King	2624	107,357
S State St Manufactured GP	Whatcom	4606	105,429
Lower Duwamish Waterway	King	1643	104,139
N Boeing Fld Georgetown SP	King	4765	102,549
Subtotal 25 Highest Dollar Amounts Recovered			\$5,335,705
Additional Cost Recovery Sites			\$4,251,119
Total Cost Recovery			\$9,586,824



MTCA SUCCESS STATEWIDE
Spill response equipment and training grants

When there’s an oil or hazardous material spill to the environment, damage follows quickly. The faster responders can act, with the best tools at hand, the better.

That’s why we offer [Oil Spill Equipment Cache Grants](#),²⁶ funded by the Model Toxics Control accounts, to help local emergency responders buy and pre-position equipment so it’s readily available to help fight a spill before it grows.

Our [grants and loans map filtered for Spills](#)²⁷ has descriptions and locations of equipment we’ve funded in the last two funding cycles. This grant program is building out a large network of equipment across the state—and that’s our intention. The grants also pay for training on how to use the equipment.

Since 2017, we have funded more than 60 equipment caches worth \$3.8 million. Here are some examples of the most recent funding:



Seattle Fire Department received \$247,000 for firefighting foam Novacool, a less toxic foam that doesn’t contain perfluorinated compounds that persist in the environment.

White Salmon Fire Department received \$188,000 for radios.

Lummi Indian Business Council received \$100,000 for a spill response boat.

San Juan County Fire District 4 received \$30,250 for firefighting foam, boating safety equipment, and spill response training.

Swinomish Indian Tribal Community received \$186,400 for safety and air monitoring equipment and spill response training.

Figure 28: Ecology spill equipment and training grants pay for various types of equipment including respirators that keep first responders safe when they must come into contact with hazardous materials. Photo credit: Washington State Department of Ecology

²⁶ Equipment cache grants: <https://ecology.wa.gov/About-us/How-we-operate/Grants-loans/Find-a-grant-or-loan/Equipment-cache-grants>

²⁷ Ecology grants and loans filtered for Spills Program: <https://fortress.wa.gov/ecy/eaglmapp/?CustomMap=y&BBox=-13962546,5698654,-13014726,6267345&AL=5&Opacity=0.8&Basemap=esriTopo&EP=5&FP=16>

Those eligible for grants include cities, counties, port districts, state agencies, tribal governments, clean air agencies, local health jurisdictions, public utility districts, irrigation districts, and other special purpose districts in Washington that serve communities at risk for oil spills and hazardous materials incidents.

Ecology’s Spills Program: <https://ecology.wa.gov/Spills-Cleanup/Spills>

Equipment Cache Grants: <https://ecology.wa.gov/About-us/How-we-operate/Grants-loans/Find-a-grant-or-loan/Equipment-cache-grants>



Figure 29: Classroom training for emergency responders in Chelan County funded by Ecology spills equipment and training grants. Photo credit: Washington State Department of Ecology



Figure 30 at left: West Pierce County Fire & Rescue received on-water, grant-funded training by spills equipment and training grants. Photo credit: Washington State Department of Ecology

Figure 31 at right: Through the MTCA accounts, Ecology has funded spill response equipment and training across the state



MTCA SUCCESS STATEWIDE
Municipal Stormwater Capacity Grants help 120 communities keep toxics out of our waterways

Stormwater runoff is a leading pollution threat to lakes, rivers, streams, and marine water bodies in urban areas of Washington state. As rain and snowmelt runs off rooftops, paved streets, highways, and parking lots, it increases in speed and volume, and can pick up pollution such as oil, fertilizers, pesticides, soil, trash, and animal manure. These pollutants are carried into local bodies of water, where they can harm water quality and habitat.

To help municipalities prevent stormwater pollution, we provide Municipal Stormwater Capacity Grant funding across the state. We funded 120 urban and rural communities across the state to remove these toxics from local stormwater systems and prevent additional pollutants from entering Washington’s waters. The funds were used to address the different high-priority needs in each community. For example:

- Grant money is used for education and outreach campaigns in many communities, including the bi-lingual outreach materials developed and distributed by **Central Washington communities**. (Figure 32)
- **Battle Ground, West Richland, Port Orchard, and many other communities** removed toxics by sweeping streets, cleaning thousands of catch basins, and replacing filters designed to catch pollutants.
- Other communities, such as the **City of Arlington**, chose to purchase equipment and tools to improve their responses to reports of illicit discharge of pollutants to the stormwater system.

Year after year, these grants allow communities to fund activities that best serve their needs to prevent stormwater pollution and protect Washington’s waters.

Learn more about Ecology’s Water Quality Program: <https://ecology.wa.gov/Water-Shorelines/Water-quality>



Figure 32: Example of bi-lingual outreach materials developed and distributed by Central Washington communities.



Figure 33: Thurston County employees participate in a spill response training. Photo credit: Washington State Department of Ecology



Figure 34: City of DuPont staff clean and monitor catch basins using new tracking software. Photo credit: Washington State Department of Ecology



MTCA SUCCESS IN WENATCHEE
Wenatchee’s waterfront transformation continues thanks to grant funding and hands-on involvement

The grand opening of the Hilton Garden Inn on Wenatchee’s waterfront celebrates the completion of a project that was years in the making, and testament to a community’s tenacity and determination.

Ecology funded the cleanup and transformation in part with an Integrated Planning Grant in 2010, and an Independent Remedial Action Grant that the City of Wenatchee received in early 2019.

Historically, the Columbia River waterfront had been Wenatchee’s dumping ground for industrial developments. But after the community adopted a waterfront master plan, they began the process of transforming it. Part of the plan was to relocate the city’s former Public Works yard that had been adjacent to the popular Pybus Market. The property was the site of City of Wenatchee’s Public Works operations’ facilities from the 1950s until 2009.

Armed with funds provided by our Integrated Planning Grant, the city could then perform an environmental assessment of the property and develop a cleanup action strategy that could be completed at the same time as hotel construction. Hilton Garden Inn was recruited to develop a hotel at the site, and cleanup and construction began.

The cleanup involved excavating the worst of the contamination from the property and capping it with clean fill to prevent exposure to hazardous chemicals. We reimbursed \$600,000 of the cleanup actions (which include the City’s \$150,000 grant match) with an Independent Remedial Action Grant in 2019. The hotel opened in June 2019.



Figure 35 at left: Site before the environmental assessment and cleanup of the former Public Works yard in Wenatchee, Washington. Photo credit: Washington State Department of Ecology, 2010.

Figure 36 at right: Artist’s rendering of Hilton Garden Inn on the banks of the historic Columbia River in Wenatchee, Washington. The hotel opened in June 2019. Credit: Hilton Garden Inn

This project is an excellent example of coordination between the City of Wenatchee and our Central Regional Office in Union Gap. Our management and site managers were heavily involved with the project from its inception, and coordinated with City of Wenatchee staff—including Economic Development Director Steve King—to ensure its success.

Visit the Toxics Cleanup Program's Cleanup Site Search to learn more:

<https://apps.ecology.wa.gov/gsp/Sitepage.aspx?csid=11323>



Figure 37: Before construction could begin on the new Wenatchee hotel, cleanup contractors removed contaminated soil from the site, then capped it with a foundation of the new building footprint, parking lot, and landscaping. An Environmental Covenant was recorded for the property to ensure the cap remains in place. Photo credit: Washington State Department of Ecology, 2015.



MTCA SUCCESS IN THE WENATCHEE RIVER BASIN

Investigating sources of PCBs and DDT with innovative technique

The Wenatchee River has some of the highest concentrations of two harmful chemicals in any freshwater area of Washington. These chemicals are polychlorinated biphenyls (PCBs) and dichlorodiphenyltrichloroethane (DDT), which can cause harm to human health and aquatic life.

To find the sources of these chemicals, we conducted several phases of investigative work throughout the Wenatchee River Basin. This work was completed in 2017.

During our investigations, we learned that electrical transformers washed into the river during a flooding event and were suspected as a potential source of PCBs. We focused our efforts on finding the locations of the transformers. Several transformers were found, removed from the river, and tested for contamination. Results indicated that the transformers had been properly cleaned prior to washing into the river.

With the transformers discounted as a potential source of PCBs, our efforts turned to collecting and analyzing samples from water, fish tissue, and invertebrates. A relatively new and innovative technique of sampling algae, or biofilm, for toxic chemicals was also used during this study—the direct result of which allowed us to narrow down the geographic location of contamination. In contaminated waters, biofilms take up and bind toxic chemicals from the water. Biofilms growing on rocks contribute to the base of the food web in rivers and streams. Any contaminants in the biofilm can pass up the food chain to resident fish.



Figure 38: Removing a waste transformer in the Wenatchee River in Central Washington. Photo credit: Washington State Department of Ecology



Figure 39: Ecology staff collect fish from the Wenatchee River in Central Washington. Photo credit: Washington State Department of Ecology

The study results narrowed the locations and timing of PCB sources to the river. Sampling confirmed there are two distinct PCB sources impacting the lower Wenatchee River: one near the City of Cashmere, and the other downstream near the confluence with the Columbia River.

In the section of river near the City of Cashmere, the source of PCBs has been isolated to 500 feet (150 m) of river bank and is likely entering the river through groundwater. There is less certainty of the PCB source near the confluence with the Columbia River. It may be possible that sediments in the backwater channels in this area are contributing PCBs. DDT is largely contributed during storm and meltwater flows.

Follow-up sampling of DDT in tributaries to the Wenatchee River is now being conducted by Washington's Department of Agriculture. For Ecology, our next step is to investigate possible upland sources of PCBs impacting the Wenatchee River.

Download the March 2018 study, Wenatchee River PCB Source Assessment: 2016 and 2017:
<https://fortress.wa.gov/ecy/publications/summarypages/1803010.html>

Learn more about Ecology's Environmental Assessment Program:
<https://ecology.wa.gov/About-us/Get-to-know-us/Our-Programs/Environmental-Assessment>



MTCA SUCCESS IN ISSAQUAH

Tackling emerging contamination concerns head-on

Across the nation, news about the impacts of two contaminants, perfluorooctane sulfonate (PFOS) and perfluorooctanoic acid (PFOA) is becoming more common. PFOS and PFOA are part of a group of chemicals called per- and polyfluoroalkyl substances (PFASs). These manmade substances are:

- Used in industrial and consumer products, including firefighting foams;
- Persistent in the environment for long periods;
- Known to readily accumulate in humans and animals;
- Shown in studies on animals to potentially have developmental, reproductive, and systemic effects;
- Not currently regulated by the Environmental Protection Agency (EPA); however health advisories on these substances have been issued.²⁸

As a result of recent sampling, PFAS was discovered in drinking water supplies in the City of Issaquah. The identified contamination is suspected to be associated with historical use of aqueous film-forming foam during firefighting training exercises in the Lower Issaquah Valley. In response, Ecology formed a unique, forward-looking partnership with Eastside Fire and Rescue and the City of Issaquah to assess and characterize PFAS. This first step will help us understand the extent and potential impacts of an emerging contaminant of concern in a public water supply, and protect human health and the environment.



Learn more about PFAS and firefighting foam:

<https://ecology.wa.gov/Waste-Toxics/Reducing-toxic-chemicals/Addressing-priority-toxic-chemicals/PFAS/Toxics-in-firefighting>

Figure 40: Consultants conducted soil and groundwater sampling in the Lower Issaquah Valley in King County to identify potential sources of groundwater contamination. Photo credit: Mike Warfel, Washington State Department of Ecology, August 2018

²⁸ Source: United State Environmental Protection Agency, *Technical Fact Sheet – Perfluorooctane Sulfonate (PFOS) and Perfluorooctanoic Acid (PFOA)*, Publication number EPA 505-F-17-001, November 2017.



MTCA SUCCESS IN THE TRI-CITIES

Forewarned is forearmed: Predicting ozone pollution

In the upper atmosphere, ozone forms a protective blanket, guarding our planet from the sun’s destructive rays. However, when emissions from cars, industry and other sources cook on hot summer days, it creates ground level ozone, a dangerous form of air pollution. Simply breathing high levels of ozone is analogous to getting a sunburn on your lungs and can exacerbate asthma and other breathing and health conditions.

In recent years, atmospheric modeling conducted by researchers at Washington State University (WSU) alerted Ecology’s scientists to a previously unknown concern with ozone pollution around the Tri-Cities of Kennewick, Pasco and Richland. Now, funding from the MTCA accounts is helping Ecology and its local partners do something about this threat.

In the Tri-Cities, a combination of prevailing winds from the north and the topographic barrier of the Horse Heaven Hills south of the metropolitan area occasionally allow ozone to build up to some of the highest levels in the state. Based on data from recent years, the area is on the verge of violating federal air quality standards for ozone—a threshold that would bring greater public health concerns, and additional regulatory oversight and barriers for the region’s economic development.

Conditions have to line up just right for ozone to form, though, and episodes only occur 5 to 10 times a year. So our Air Quality program worked with a WSU team to develop a machine learning software program that can predict these high ozone days more accurately than other

models currently in use, and provide residents of the Tri-Cities with timely warning to take action. In the 2017–19 biennium, MTCA funding provided \$13,000 to support development of the forecast tool.

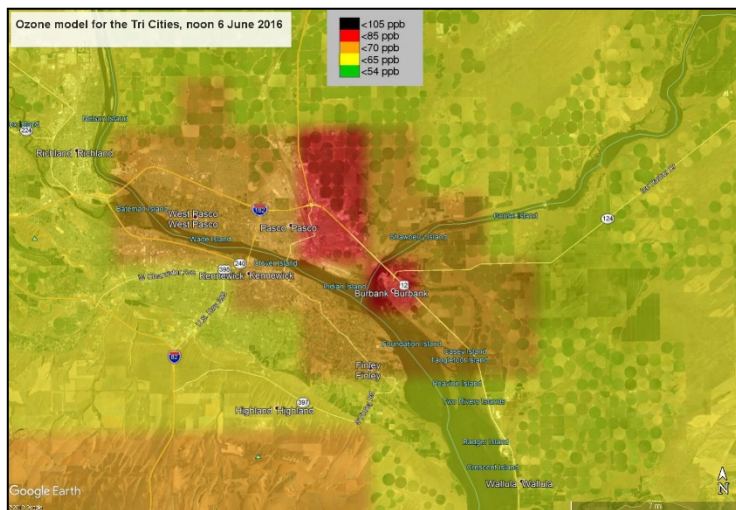


Figure 41: A computer model showing high levels (in orange and red, center of image) of ozone pollution over the Tri-Cities area in Kennewick, Pasco, and Richland, Washington.

We also worked with the Benton-Franklin Council of Governments and the Benton Clean Air Agency to get the word out about the threat ozone poses to the Tri-Cities. Using a \$46,000 grant paid for from MTCA funding in 2019, the Benton-Franklin Council of Governments launched a multimedia campaign.

In the spring and summer of 2019, TV and online commercials began using cartoon characters to explain about “bad ozone,” and point the public to www.ozonematters.com, where they can find the ozone forecast and information about simple steps they can take to prevent ozone from forming in the first place:



Drive less. Carpool, use public transportation, walk, bike, telecommute, if you have that option.

If you do drive, don't let your engine idle.

If you get that alert a couple days ahead of time, fill up your gas tank then. Try not to fill up on a high ozone day. And if you forget that and are running on empty, refuel your vehicle in the late evenings or at night.

Finally, don't mow your yard, barbecue, or use spray paint or other aerosols on those hot days.

Figure 42: A graphic from the public education campaign about ozone pollution in the Tri-Cities.

Ecology and our local partners hope that, with advance warning and extensive public outreach, residents of the Tri-Cities will be able to take voluntary actions to reduce ozone formation, protecting public health and keeping the area in compliance with federal air quality standards.

Learn more about the Air Quality Program: <https://ecology.wa.gov/Air-Climate/Air-quality>

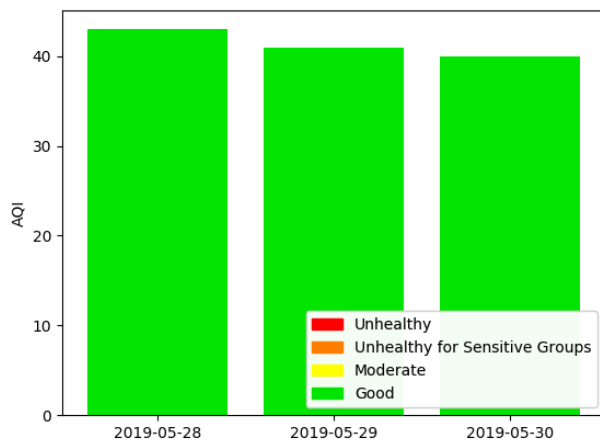


Figure 43: Screenshot from www.ozonematters.com with a range of "good" forecasts for Washington state's Tri-Cities in May 2019.

Chapter 5: Hazardous Sites List

[RCW 70.105D.030](#)(6) requires Ecology to publish the list of ranked hazardous sites every biennium with each site’s name, location, and hazardous waste ranking (also known as the Washington Ranking Method or WARM), short descriptions, and the date each site was placed on the list.

The Hazardous Sites List (HSL) in Appendix H provides this information. The 1,974 sites on the HSL is a subset of the 6,139 sites on the Confirmed and Suspected Contamination Sites List that need cleanup under MTCA.

- Appendix H is the HSL as of September 13, 2019, which represents an end date of June 30, 2019.
- Chapter 5 analyzes the information and provides context. It explains how a site gets on (and off) the list; what factors we consider when ranking sites; where the sites are located; and trends we’ve observed since we began maintaining the HSL in 1990.
- Chapter 2’s Figure 6 shows how the HSL relates to other two lists in the ISIS database: the Confirmed and Suspected Contaminated Sites List and the No Further Action List.

In addition to publishing the HSL in this biennial report, we publish it two times each year in February and August/September as a special edition of the *Site Register*:

<https://fortress.wa.gov/ecy/publications/UIPages/PublicationList.aspx?IndexTypeName=Program&NameValue=Toxics+Cleanup&DocumentTypeName=Newsletter>

The most recent list is found in Appendix H and online at:

<https://fortress.wa.gov/ecy/publications/SummaryPages/1909042B.html>

Three observations since we began producing the HSL in 1990

1. By far, the largest number of contaminated sites continues to originate from leaking fuel storage tanks (both underground and above ground), pipelines, and vehicle repair and servicing.
2. The second most common categories are landfills and other waste handling facilities.
3. A major category of work that is under-represented by these numbers is area-wide pollution caused by smelters and historic use of lead-arsenical pesticide.

How Ecology prepared information for this chapter

We typically generate the Hazardous Sites List in February and August/September. We used information from our Integrated Site Information System (ISIS) database as of September 13, 2019, which reflects a close date of June 30, 2019. This allowed TCP's ISIS Data Coordinators additional time to enter site details as they close out their end-of-fiscal year records. As needed, ISIS database information was supplemented by information from Ecology cleanup project managers.

Hazardous Sites List in detail

The HSL is a subset of sites with confirmed or suspected contamination needing cleanup under MTCA. The HSL identifies those sites that we have ranked, based on potential threat to human health and the environment. Note that not all contaminated sites are ranked: many sites reported to us have already been cleaned up and do not need ranking, and therefore are not on this list.

To determine a site's hazard ranking, Ecology (or its designee) conducts a Site Hazard Assessment (SHA). Prior to 2017, Ecology had often contracted with local health departments to conduct this assessment, for which we had provided MTCA-funded SHA grants to many local health districts. When the 2017–19 biennial budget was enacted late and funding was not provided for the grants, Ecology permanently began conducting all SHAs statewide. For more information on SHA grants, see Chapter 5 and Appendix G.

Assessments typically include identifying the type, location, and estimated quantities and concentrations of hazardous substances released or threatened to be released. Sites are ranked relative to each other. The hazard ranking of a site, along with many other factors, is considered by Ecology when deciding which sites should be prioritized for cleanup or grant funding. Other factors include, but are not limited to, the reuse potential of the land and level of public concern with the site.

We've added about 79 new sites to the HSL each year

Ecology began publishing the HSL in 1990 and since then, we've added an average of 79 new sites to the HSL each year, ranging from 8 to 223 sites each year. The historic pattern of additions to the list is shown in Figure 44. (Note that HSL sites are only a subset of the approximately 200 to 300 new discovered sites that are reported to Ecology each year.)

Over the past 30 years, Ecology has de-listed or removed 410 sites from the HSL through our formal No Further Action process, averaging 14 sites de-listed per year.

This number, however, reflects only a small subset of the 7,165 sites that have already completed cleanup actions since the early 1990s, averaging 239 completed cleanups per year. Many sites

are never added to the Hazardous Sites List at all, because: a) many are cleaned up before they are ranked; and b) most sites that enter the Voluntary Cleanup Program or are cleaned up at the Initial Investigation or SHA stages, are seldom ranked and therefore never added to the HSL.

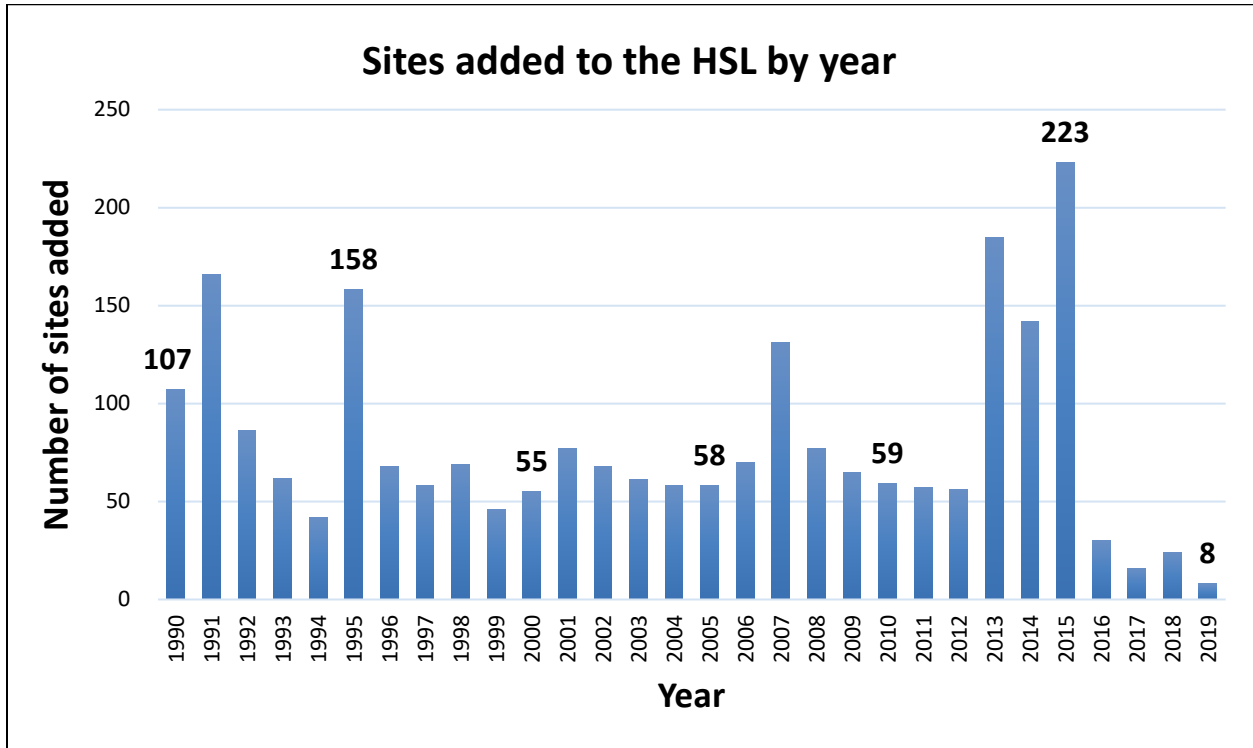


Figure 44: Number of sites added to Ecology’s Hazardous Sites List from 1990 through June 30, 2019. About 79 new sites have been added each year to the HSL since we began publishing it in 1990. Note: The high volume of additions to the HSL from 2013 through 2015 were due largely to Ecology’s one-time project with a contractor team to conduct Site Hazard Assessments (SHAs). Beginning in 2017, grants to local public health districts for conducting SHA’s were eliminated; Ecology now conducts all SHAs.

How many sites are on the Hazardous Sites List today?

As of June 30, 2019, there were 1,974 sites on the Hazardous Sites List at varying stages of investigation and cleanup. Ecology currently classifies sites on the HSL into one of three broad categories. Table 18 sorts these broad category of sites by their WARM ranking.

- **Construction Complete/Operation and Maintenance/Performance Monitoring = 129 sites.** The list includes sites where cleanup actions have been completed, but require ongoing operation and maintenance or compliance monitoring.
- **Cleanup Started = 1,209 sites.** Cleanup actions (investigations and/or cleanup) have started at more than half the listed sites.
- **Awaiting Cleanup = 621 sites.** For these sites, Ecology or local health districts have completed initial investigations and concluded that no immediate actions are needed to reduce health or environmental risks.
- The list also includes 15 of 20 EPA sites that are ranked (and therefore on Ecology’s HSL), but are tracked and managed by the Environmental Protection Agency.

The Hazardous Sites List does not include sites that have been cleaned up. Since 1990, we have de-listed 410 sites because their remedial actions were completed. We remove a site from the list once we conclude that no further cleanup is required, have issued a formal No Further Action (NFA) designation, and provided an opportunity for public comment on our determination.

Hazard waste rankings for sites on the HSL

The Model Toxics Control Act requires that sites be ranked relative to each other to help guide our use of cleanup resources. In the early 1990s, we worked with the MTCA Science Advisory Board²⁹ to develop a ranking system for hazardous waste sites known as the Washington Ranking Method (WARM).

The WARM is used to rank sites on a scale of one to five, with a score of one (1) representing the highest relative level of concern, and five (5) the lowest. U.S. Environmental Protection Agency (EPA) Superfund sites included on the National Priorities List (NPL) are assigned a score of zero (0) to reflect that EPA has already assessed these sites and designated them as a high priority.

²⁹ The MTCA Science Advisory Board was eliminated by the Legislature June 30, 2009.

When ranking sites, we consider a consistent set of information:

1. Hazardous substances at the site (e.g., toxicity)
2. Characteristics of the site (e.g., distance to groundwater)
3. Exposure potential (e.g., how many people live near the site)

The distribution of hazard waste ranking scores is shown in Table 18 below. The list includes 280 sites with a hazard ranking of 1 (highest relative level of concern) and 505 sites with a hazard ranking of 5 (lowest relative level of concern). The current list also includes 175 NPL sites that have been assigned a score of zero (0).

Table 18: Sites on the Hazardous Sites List as of June 30, 2019, distributed by Hazard Waste Ranking (WARM) scores per site status.

Cleanup Status	WARM Ranking						Total
	0	1	2	3	4	5	
Cleanup Started	103	186	188	322	118	292	1209
Awaiting Cleanup		65	79	145	122	210	621
Operation & Monitoring	30	9	4	6	1		50
Performance Monitoring	28	19	12	12	5	3	79
Sites tracked and managed by the EPA	14	1					15
Total	175	280	283	485	246	505	1974

How do we prioritize these cleanups?

Ecology considers many factors when prioritizing a site for cleanup or grant funding. We first consider factors that can threaten human health, which may be determined through our hazard ranking process. For example, is contamination at the site uncontained, or is it exhibiting high mobility? Is it located within a floodplain or in highly permeable soil? Are the contaminants acutely toxic? Are they located within one mile of a drinking water well or a sole-source aquifer? Is it impacting water resources used for crop irrigation?

In addition to evaluating the threat to human health, we consider other factors that include the land’s reuse potential, the degree of public concern, and the impact to Puget Sound.

Here’s where sites on the HSL are located

Although most of Washington’s sites are located in urbanized areas along the I-5 corridor, the HSL has sites in all 39 Washington counties. Four counties each have more than 100 sites: King (554); Pierce (190); Kitsap (135); and Snohomish (117) (see Figure 47).

Figures 45 and 46 show the geographic distribution of sites on the HSL. Appendix H provides details for each site, including location, ranking, and description.

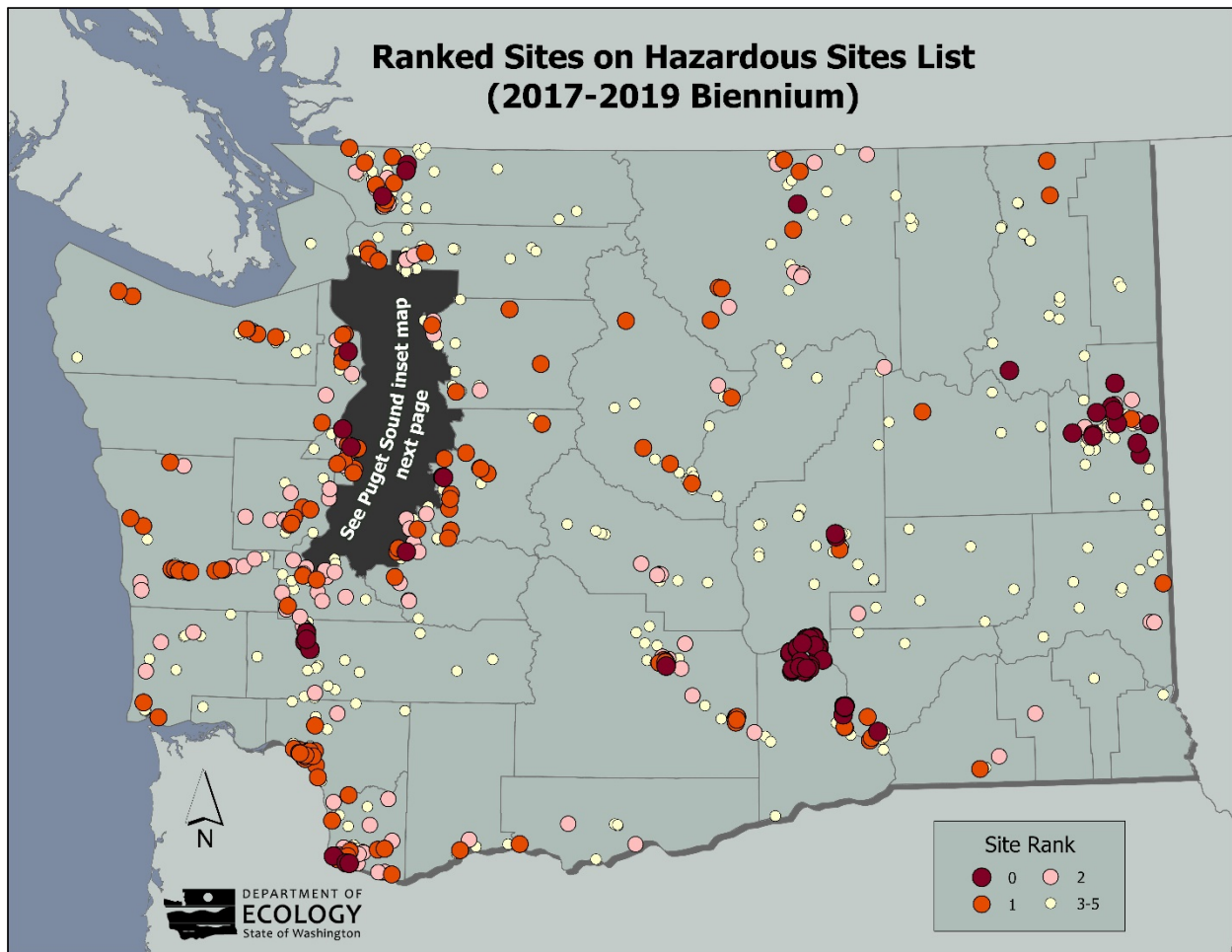


Figure 45: Location of ranked sites on Hazardous Sites List as of June 30, 2019. Site rankings range from 1 (highest level of concern) to 5 (lowest level of concern), with sites on EPA’s National Priorities List ranked 0. See Appendix H for site details.

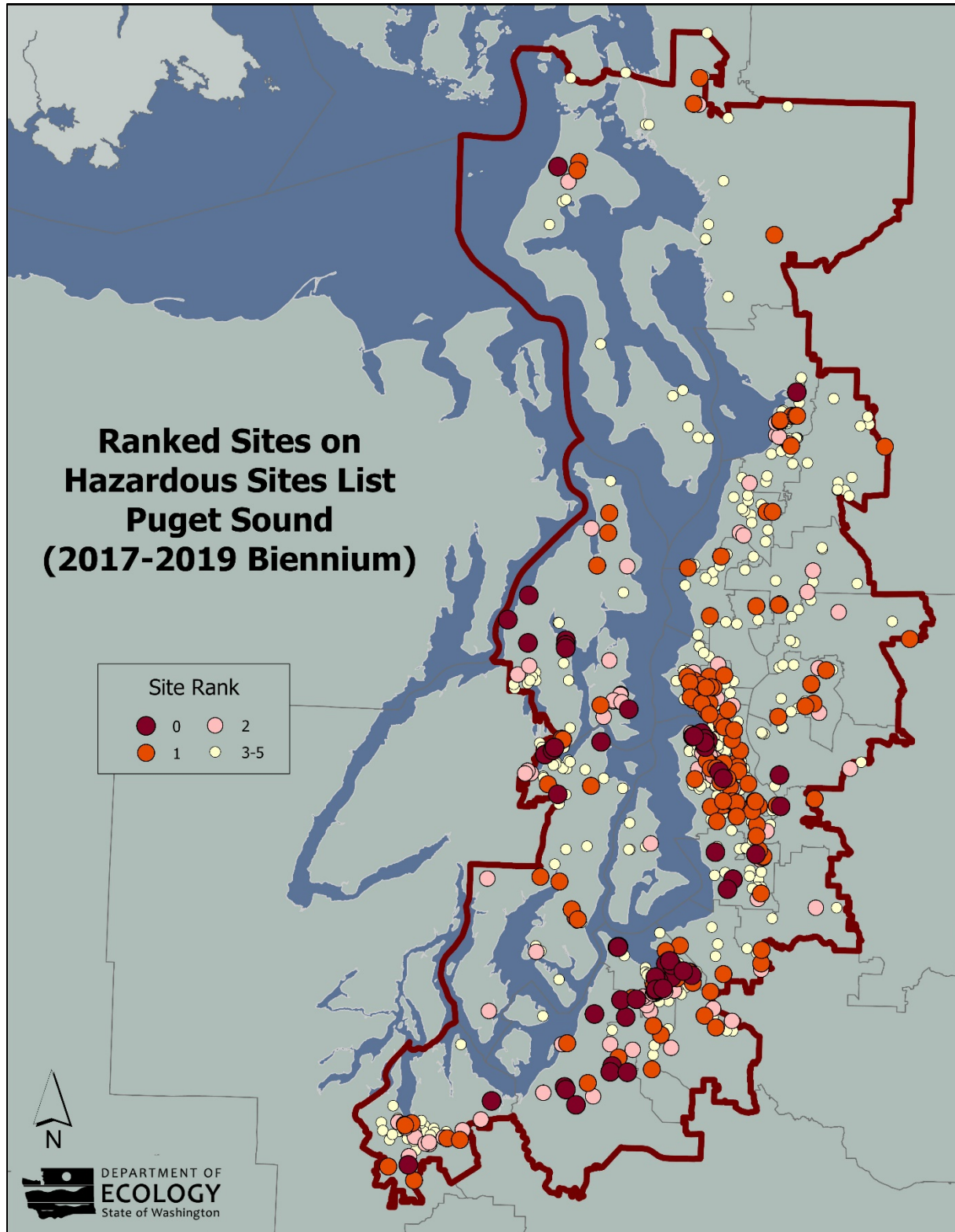


Figure 46: Close-up view of Figure 45: Ranked sites on Hazardous Sites List along Puget Sound as of June 30, 2019. See Appendix H for details.

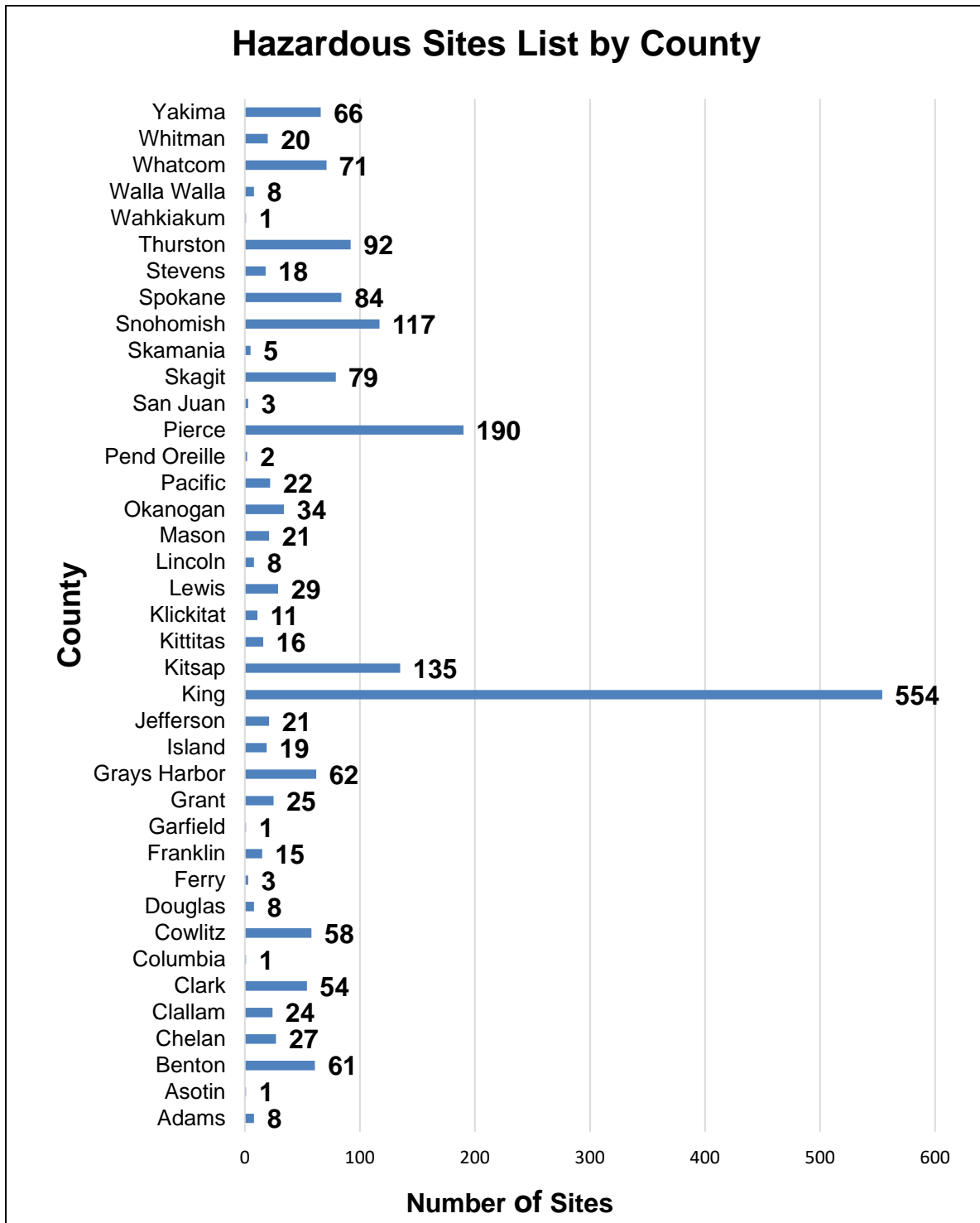


Figure 47: Number of hazardous sites in Washington state counties as of June 30, 2019. This chart includes 15 of the 20 sites that are tracked and managed by the EPA.

What types of sites are on the Hazardous Sites List?

Sites can be described by the type of industrial facility or activity that is responsible for the contamination. We have classified each site using at least one of seventeen general site categories, and some sites may have more than one category.³⁰ We reviewed available site information to develop short descriptions for each site on the HSL. See Appendix H for site descriptions.

Figure 48 summarizes current information on the distribution of industrial facilities and activities. Releases from underground storage tanks are the most frequent cause of contamination problems, much of which are from our historical legacy of contaminated sites that are still being discovered today. About half the sites on the HSL are associated with releases from gasoline stations and/or facilities that store or refine petroleum. The HSL also includes a large number of dry cleaners, metal manufacturing facilities, and landfills and hazardous waste facilities.

³⁰ Because some sites have multiple facilities or industrial activities, the total number of sites in Figure 48 exceeds the total number of sites on the HSL.

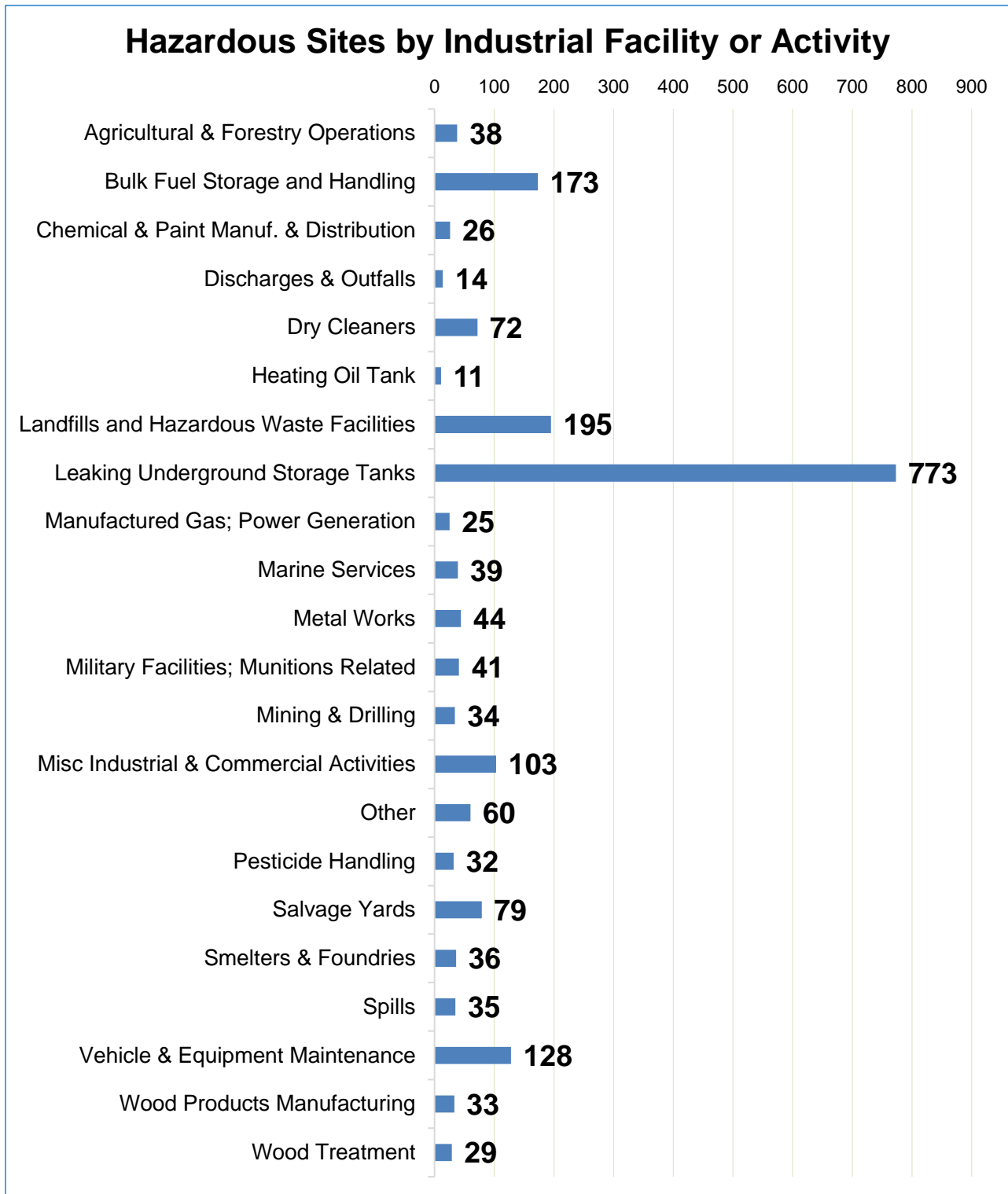


Figure 48: Number of hazardous sites in Washington state by industrial facility or activity as of June 30, 2019. Some sites have multiple facilities or industrial activities and therefore the total number of sites in this figure exceeds the total number of sites on the HSL.



MTCA SUCCESS STATEWIDE

UST program keeps fuel safely stored underground

The Underground Storage Tank (UST) program is one of Washington’s most important pollution prevention programs and it’s been reauthorized for another ten years.

Under the UST program, Toxics Cleanup Program staff regulate and periodically inspect over 9,000 tanks at over 3,300 fueling facilities throughout the state to prevent releases of petroleum and other hazardous substances into the environment. Releases like these can pollute drinking water and pose serious threats to human health and the environment.

About half of Washington’s 13,300 contaminated sites are due to historic releases from tanks. The UST program has significantly reduced the number of releases since it was established in 1990—from several hundred to fewer than fifty per year—and those that do occur are much less severe.

Every release this program prevents is another contaminated site prevented, eliminating a costly concern for tank owners and removing a roadblock for communities and economic development.

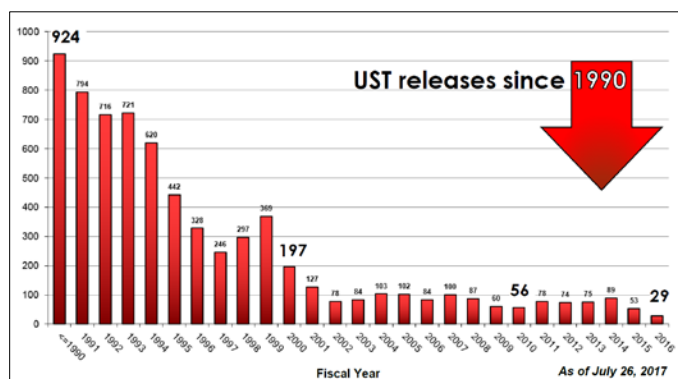


Figure 49: Releases of hazardous materials from underground storage tanks dropped from 924 to fewer than 50 per year since the UST program was established in 1990.

On March 6, 2018, the Legislature passed [SB 6159](#) reauthorizing Washington’s UST program through June 2029. The bill had bipartisan and industry support, and the vote in both House and Senate was unanimous. The support for this program and the bill’s success in the legislature is due in no small part to our UST program staff, as evidenced by our customer satisfaction surveys (e.g., excellent responsiveness and communication) and the significant reduction in tank releases since 1990. The collaboration between environment, industry, and the Legislature ensures one of Washington’s most successful pollution prevention programs will continue its good work.

Learn more about the UST program:

<https://ecology.wa.gov/Spills-Cleanup/Contamination-cleanup/Underground-storage-tanks>



MTCA SUCCESS STATEWIDE

Web Reporting makes it easier to track cleanups

Washington residents and property owners can now track cleanups more easily, thanks to a new version of [Web Reporting](#) released in April 2019. This new version also helps ensure that Ecology remains accountable to the public, and that our work is transparent and accessible.

Web Reporting pulls data from the Integrated Site Information System (ISIS) and Underground Storage Tank tracking system (UST) to produce public-facing reports, including the *Confirmed and Suspected Contaminated Sites List*, *No Further Action List*, *Environmental Covenants Registry*, and the Voluntary Cleanup Program's *Wait Lists*. We last updated Web Reporting in 2014, so it was due for an upgrade. Here are some of the improvements we made:

- **Updated look and feel.** The new application matches our website and works on all modern web browsers as well as smartphones and tablets.
- **Faster, more flexible interface.** You can view the reports (called lists), apply filters, and sort in the browser. You can also export your filtered list, or bookmark the export link and you can instantly download it anytime you need it.
- **Improved navigation.** We added links to other external-facing applications, including [What's In My Neighborhood](#), [Cleanup Site Search](#), and [Dirt Alert](#), so the public can find cleanup information more easily.
- **Accessible.** These improvements help us meet agency requirements for making our documents accessible to people with disabilities so that screen readers, for example, can accurately relay content.

Visit Toxics Cleanup Program's Web Reporting: <https://apps.ecology.wa.gov/tcpwebreporting/>



MTCA SUCCESS IN KENT

Cleaning up legacy pollution at B.S.B Diversified

What do you do with legacy contamination from commercial industry?

The Department of Ecology’s Hazardous Waste and Toxics Reduction Program oversees cleanups at facilities that manage or have managed dangerous waste. Many of these sites are large and complex, and have multiple sources of chemical contamination. In addition to the Model Toxics Control Act (MTCA), we use the federal Resource Conservation and Recovery Act (RCRA) to guide cleanup at these sites.

Once complete, a cleanup adds value to the local economy by allowing the property to be put back into use as either a new industrial site or other appropriate use. It also brings peace of mind to a community that has borne the burden of legacy pollution at a former industrial site.

In 1988, groundwater contamination was discovered beneath the B.S.B. Diversified, Hexcel Corporation and J.H. Carr properties in Kent, Washington. Chemicals, including the volatile organic compound trichloroethene (TCE), were found in groundwater and soil, likely the result of past metal finishing and electroplating operations. Between the mid-1950s when electroplating operations began and 1985 when they ended, spent TCE was placed in steel drums and left outdoors. Some of these drums spilled or leaked TCE on the ground, contaminating soil and groundwater.

Cleaning up legacy pollution from this industrial site is a long-standing priority for the local community. Washington state achieved a major RCRA milestone in August 2018, which confirms that the contaminated groundwater is contained, as designed, behind a clay-soil underground barrier constructed around the perimeter of the BSB property. This impermeable “wall” keeps the contaminated groundwater from leaving the BSB site and spreading to other properties.

This milestone is important because it moves the property to the next phase in the cleanup process, where we evaluate if this land is once again ready to be returned to positive use in the community.

Learn more about this cleanup site, CSID 58

<https://apps.ecology.wa.gov/gsp/Sitepage.aspx?csid=58>

Learn more about Ecology’s Hazardous Waste and Toxics Reduction Program at

<https://ecology.wa.gov/Waste-Toxics/Reducing-toxic-chemicals>



Figure 50: The B.S.B Diversified Co., Inc. cleanup site is situated in the heart of the Kent Valley Industrial area, adjacent to State Hwy. 167 and just minutes from the Southcenter Mall and Sea-Tac International Airport. Once the cleanup is complete, it will add value to the local economy by allowing the property to be put back into use as either a new industrial site or other appropriate use.



MTCA SUCCESS IN OLYMPIA

Washington Conservation Corps supports response to Olympia Brewery oil spill

In early 2019, crew supervisors and AmeriCorps members from Ecology’s Washington Conservation Corps (WCC) program assisted the state’s response to an oil spill from a transformer on the former Olympia Brewery site. Oil from the transformer traveled through a series of storm drains into the Deschutes River and spread downstream to Capitol Lake.

Our response was complicated because the oil contained now-banned polychlorinated biphenyls (PCBs), chemicals once widely used for a variety of applications—especially coolants in electrical devices. While the PCB oil was not an imminent public health threat, the spill was an environmental concern because when released into water bodies, PCBs can accumulate in the aquatic food web, build up over time, and affect the health of people and marine life including orcas.

Our environmental emergency responders requested assistance from WCC, whose supervisors and members receive 40 hours of required regulatory training to safely work in an environment where hazardous materials are uncontrolled. This is part of their normal training, using funding generated by the state’s Model Toxics Control Act.

During the spill response, WCC team members identified and tagged oiled vegetation, and mapped where they spotted pockets of PCB-laden oil along the shoreline and lake surface needing cleanup.



Figure 51: WCC AmeriCorps member Matt Engel (right) discuss upcoming site assessments. Photo credit: Laura Schlabach, 2019.

WCC also made sure that 50 private cleanup contractors deployed to the site for several days in March and April followed appropriate safety measures during actions to clean up oil and polluted debris along the shoreline. They provided guidance to the crews and made sure contaminated soil and vegetation were handled and disposed of properly.

Throughout the response, our WCC teams helped represent the state’s interests by keeping the environment and the public safe while ensuring the best cleanup practices were followed. They contributed about 1,400 hours of service assisting the response to the spill.

WCC teams have extensive statewide and national experience working under the incident command structure supporting responses to wildfires, floods, landslides, hurricanes, and other natural disasters. WCC has the expertise to successfully support response partners from state and federal agencies, local and tribal governments, and nonprofit organizations.

Shorelands & Environmental Assistance Program:

<https://ecology.wa.gov/About-us/Get-to-know-us/Our-Programs/Shorelands-Environmental-Assistance>

Washington Conservation Corps:

<https://ecology.wa.gov/About-us/Our-role-in-the-community/Washington-Conservation-Corps>



Figure 52: The Olympia Brewery transformer spill brought four ‘generations’ of WCC folks together. Left to right: While all started as AmeriCorps members, Nellie Hannah recently completed an internship and was recently hired to be a new WCC crew supervisor. Shawn Zaniewski is now an environmental emergency responder for Ecology and was among the first to arrive at the spill. Ecology spill responder and former AmeriCorps member Geoff Baran. Current AmeriCorps member Rachelle Clausen. Photo credit: Peter Nevin, 2019.



MTCA SUCCESS STATEWIDE

Affordable housing another benefit of cleanups

Unless countered by remedial actions, contaminated sites can continue to pose risks to human health and the environment. When we remove those threats—whether real or perceived—communities can thrive. One recently evolving benefit of cleanups is more land for affordable housing development opportunities. Affordable housing is defined as residential housing where monthly housing costs (including utilities, but not phone) do not exceed thirty percent of the household’s monthly income, relative to that community’s median income.³¹ The possibility of more land for affordable housing development is rapidly becoming another benefit of remediation, especially in densely populated communities like Seattle and Tacoma.

It’s not just larger cities that are experiencing this demand, however—Washington has a dire need for affordable housing across the entire state. The Washington State Affordable Housing Advisory Board³² notes that housing supply and affordability affect all Washington communities, and rents are growing faster than low and middle incomes. A key factor is land availability. When cleanups open the door for communities to explore development options, they can put formerly abandoned or underused properties back into use.

When the Legislature passed the Supplemental Capital Budget in January 2018 (ESSB 6095), it included direction to Ecology, in support of this critical need, to collaborate with Washington’s Department of Commerce and “develop a competitive process to select projects for funding...[where]...funding recipients must restrict the use of their cleaned up property to affordable housing” (Section 3009, ESSB 6095). The Legislature affirmed its support of linking cleanups with affordable housing in three additional ways during the 2018 Legislative Session:

1. Provided \$6.2 million in funding to support Mount Baker Housing’s cleanup of land for the development of *The Maddux*, a project expected to create more than 140 units of affordable housing in downtown Seattle.
2. Provided Ecology with Integrated Planning Grant funds to distribute to local governments to investigate and plan cleanup for potential affordable housing development.

³¹ New and Rehabilitated Multiple-Unit Dwellings in Urban Centers, Washington State Legislature, Chapter 84.14 RCW: <https://app.leg.wa.gov/rcw/default.aspx?cite=84.14.010> (RCW 84.14.010)

³² Washington State Affordable Housing Advisory Board’s *2017 Affordable Housing Update* (February 2018 report). Available at <http://www.commerce.wa.gov/wp-content/uploads/2018/04/AHAB-2017-Report.pdf> and via website at <https://www.commerce.wa.gov/about-us/boards-and-commissions/affordable-housing-advisory-board/>

- Instructed Ecology and Department of Commerce to develop a program to carry out more of these cleanups.

Ecology began developing the Healthy Housing Remediation Program in April 2018. In June 2018, we reached out to local government representatives and housing groups to begin building a list of possible cleanup projects. In October 2018, we published a report to the Legislature about the program. Read about the program, solicitation process, and results: *Healthy Housing Remediation: 2018 Results and Recommendations* (Ecology Publication No. 18-09-205), <https://fortress.wa.gov/ecy/publications/SummaryPages/1809205.html>

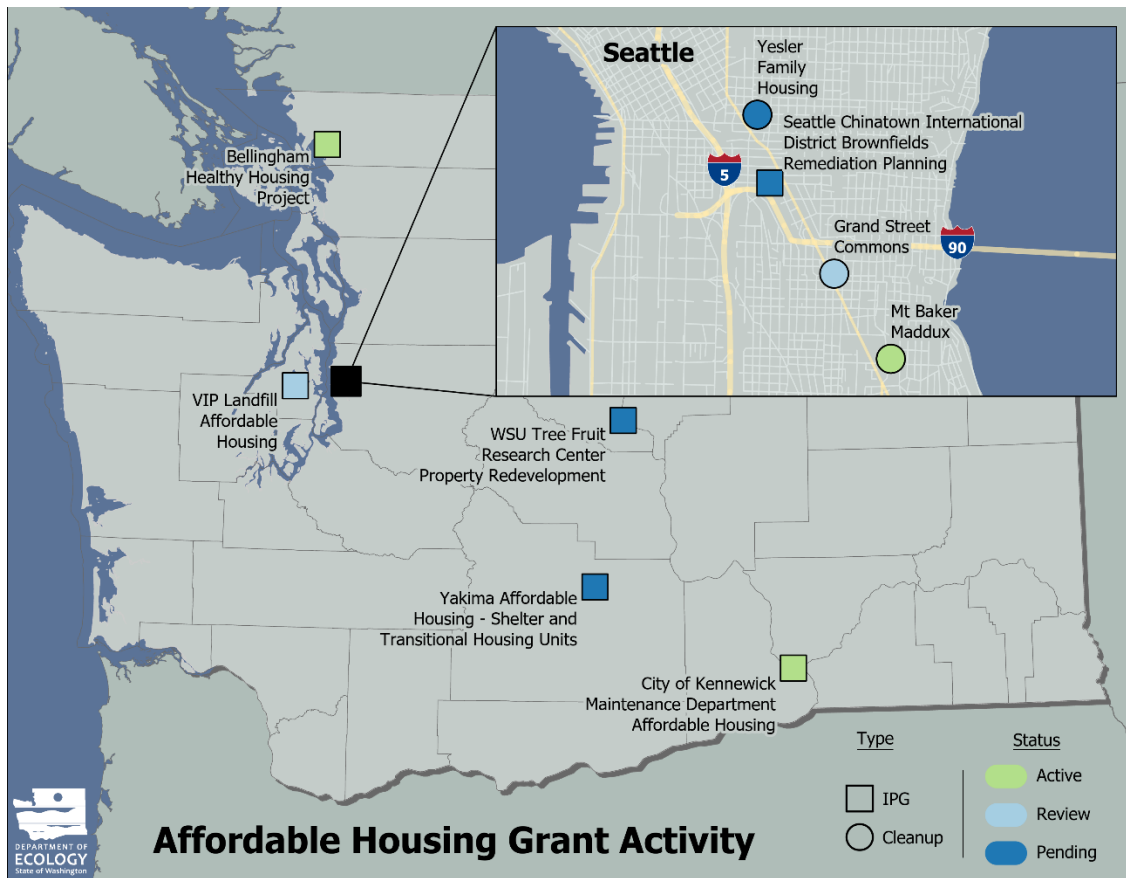


Figure 53: Washington state is taking an integrated approach to manage the homelessness crisis. As part of the effort to find solutions, Ecology is working with local governments to determine whether cleaned up properties can be redeveloped for affordable housing construction.



MTCA SUCCESS AT PORT OF EVERETT
Dredging project at former sawmill a win-win for business and environment

Cleaning up contamination and expanding the Port’s shipping capabilities

In 2017, the Port of Everett, with \$1.6 million in MTCA Remedial Action Grant funds, completed an interim cleanup action at the Everett Pacific Terminal to remove contaminated sediment and improve the Port’s capabilities for handling larger ships. This project benefits the environment by reducing contamination threats to human health and the aquatic ecosystem in a shorter time span. The project also benefits the regional economy by deepening and lengthening the Port’s Pacific Terminal to accommodate large ships carrying parts for the aerospace industry.

The former Weyerhaeuser Mill A location has over a hundred years of industrial activity on this site, including businesses such as pulp manufacturing, sawmill, shipbuilding, and log handling. These past industries contributed to sediment contamination such as metals, polycyclic aromatic hydrocarbons (PAH), polychlorinated biphenyls (PCB), and other pollutants. The Port of Everett purchased the property in 1983 and now operates the former Mill A as a marine terminal handling and loading cargo.

The Port of Everett, along with other responsible parties, entered into an Agreed Order with us in 2012 to clean up the contamination, and has been participating in the process to investigate the site contamination and determine a final cleanup action. In 2016, the Port, with Ecology, agreed to accelerate the process of cleanup for a portion of the site, with the final cleanup action to occur later. This “interim action” allowed the Port to move forward with a marine terminal enhancement while also cleaning up sediment contamination and reducing risk.



Figure 54 at left: Aerial view of Weyerhaeuser Mill A former site in 2009. Photo credit: Port of Everett

Figure 55 at right: Dredging removed contaminated sediment and created more room for ships to maneuver at the Pacific Terminal. Photo credit: Andy Kallus, Washington State Department of Ecology, 2016

The “interim action” removed 40,000 cubic yards of wood debris and sediment, including contaminated sediment, and provides longer, deeper access for ships to arrive at Pacific Terminal. This benefits the aquatic life and environment by getting pollutants out sooner. The final cleanup action is still moving through the investigation and selection of a final cleanup action. This interim action will enhance the final cleanup action and will not prevent other cleanup options.

As the shipping industry continues to trend towards larger vessels, this project allowed the Port of Everett to expand the Pacific Terminal to stay competitive for 21st century shipping demands, and to continue to support more than 34,000 regional jobs. This project supported the expansion of the Port’s Pacific terminal to 690 feet long and 42 feet deep to accommodate large container ships as well as ships carrying oversize parts for the aerospace industry.

The Port and Ecology and others are working together to plan the final cleanup action in the East Waterway near the Port’s facility, expected to occur in 2021–22. Additional dredging for cleanup can also provide increased vessel access for the Port. With the final cleanup action and implementing the Port’s Marine Terminal Master Plan, the Port will be able to berth almost 1,000 foot vessels in the future. In this case, cleaning up the past contamination builds a brighter future for the Port’s marine services.




Figure 56: Container handling cranes at the Port of Everett Pacific Terminal. Photo credit: Seth Preston, Washington State Department of Ecology, 2016

The former Weyerhaeuser Mill A interim action is a great example of using MTCA funds to enhance the regional economy with critical infrastructure while also removing contaminants from the environment to benefit fish and other aquatic life, and the people who enjoy them. This project demonstrates how MTCA funds can create beneficial partnerships with the Port and Ecology to achieve results that are a win-win for business and the environment.

Read more about CSID 2146: <https://apps.ecology.wa.gov/gsp/Sitepage.aspx?csid=2146>

Ecology’s Toxics Cleanup Program:

<https://ecology.wa.gov/Spills-Cleanup/Contamination-cleanup/Cleanup-sites/Toxic-cleanup-sites>




Figure 57: Container cargo at the Port of Everett’s South Terminal (located adjacent to the Pacific Terminal) Photo credit: Andy Kallus, Washington State Department of Ecology, 2016



Figure 58: Coordinating efforts at the Port of Everett to offload contaminated sediment from barges to trucks for upland transport and disposal. [CSID 2146](#). Photo credit: Andy Kallus, Washington State Department of Ecology, 2016

This page intentionally left blank.

Conclusion

Maximizing our efforts, working together, and changing lives

Throughout this report, we've spotlighted some of the serious environmental and public health challenges facing Washington today: a century's worth of legacy contamination from past industrial practices; emerging public health concerns from PFAS and PCBs; stormwater pollution experienced by nearly all communities; elevated levels of lead and cadmium in children and children's toys. Managing these threats is a huge challenge.

Ecology and our ten agency partners are meeting that challenge.

Together, we're building partnerships and finding ways to leverage our efforts. We're collaborating with others who are equally invested in the critical work to protect our environment and public health: local governments, concerned citizen groups, public and private businesses, homeowners, tank owners and operators, and skilled contractors. We're working to find solutions to complex problems like affordable housing, stormwater pollution, PFAS, e-waste, industrial waste, and illegal drug labs, some of which are threats we couldn't envision 30 years ago, but can address today thanks to MTCA and its funding sources.

The variety of projects and the work of skilled, dedicated people described in this report highlight the fact that MTCA funding must fulfill an increasingly broad range of needs to protect human health and the environment.

By using MTCA funds wisely and transparently, we can continue that essential work and change lives for the better.



Figure 59: Consultants conduct soil and groundwater sampling in King County's Lower Issaquah Valley to identify potential sources of groundwater contamination. Photo credit: Mike Warfel, Washington State Department of Ecology, August 2018

This page intentionally left blank.

References and Resources

Table 19: Accounting, budget, and funding resources referenced in this report.

Resource	Description	Link
AFRS	Washington’s Agency Financial Reporting System (AFRS)	internal
Ecology’s Budget & Strategic Plan	Ecology’s webpage that explains how our budget works.	http://www.ecology.wa.gov/About-us/How-we-operate/Budget-strategic-planning
Department of Ecology Budget & Program Overview, 2017–19 Ecology Publication No. 18-01-004	Document that provides an overview of Ecology’s 2017–19 budget and agency priorities, and gives a sense of perspective about our activities and a summary of the budget that supports them.	https://fortress.wa.gov/ecy/publications/SummaryPages/1801004.html
Washington State Fiscal Information	Interactive fiscal reports, project maps, budget bills, and documents.	www.fiscal.wa.gov
EAGL	Ecology’s Administration of Grants and Loans system, where local governments and community groups can apply for funding opportunities, including grants for cleanup and safe drinking water.	Overview: https://ecology.wa.gov/About-us/How-we-operate/Grants-loans Secure Access Washington (SAW) log-in: https://secureaccess.wa.gov/ecy/eagl/
Public Participation Grants	Grants to individuals and not-for-profit public interest organizations to increase public understanding and involvement in cleaning up contaminated sites, and improving recycling and waste management.	https://ecology.wa.gov/About-us/How-we-operate/Grants-loans/Find-a-grant-or-loan/Public-participation-grants
Oil spill equipment cache grants	Grants that help local communities prepare for, and respond to, spills.	https://ecology.wa.gov/About-us/How-we-operate/Grants-loans/Find-a-grant-or-loan/Equipment-cache-grants
Map of Ecology’s grants and loans since 2014	Washington map displaying Ecology’s grants and loans awarded since 2014. Information can be displayed by project location or dollars per area, and filters by Ecology programs and funding programs.	https://fortress.wa.gov/ecy/eaglgmap/?CustomMap=y&BBox=-13962546,5698654,-13014726,6267345&AL=5&Opacity=0.8&Basemap=esriTopo&EP=5&FP=16

Table 20: Public involvement resources referenced in this report.

Resource	Description	Link
Public Involvement Listing	An electronic listing of upcoming public meetings and comment periods for Ecology activities.	https://ecology.wa.gov/Events/Search/Listing
Site Register	An electronic newsletter issued by Ecology that provides information on cleanups and announces public comment opportunities.	https://ecology.wa.gov/Regulations-Permits/Guidance-technical-assistance/Site-Register-lists-and-data Subscribe: http://listserv.ecology.wa.gov/scripts/wa-ECOLOGY.exe?SUBED1=SITEREGISTER&A=1
eComments	A tool for submitting comments online. Watch for opportunities to comment in the Public Involvement Listing.	https://ecology.wa.gov/Events/Search/Listing
Mailing lists (electronic and hardcopy)	Ecology’s mailing lists of interested parties, organizations, and residents living near a cleanup site. We use these lists to distribute information and notify about public meetings and opportunities to comment. Contact your regional office to get on the lists.	https://ecology.wa.gov/About-us/Get-to-know-us/Contact-us
MTCA-SMS Rule Listserv	A mailing list specifically for news about the MTCA regulations (MTCA Cleanup Rule) or Sediment Management Standards (Sediment Cleanup Rule). For example, we use this to distribute major milestones and next steps for the MTCA Cleanup Rule Update that began in 2018.	http://listserv.ecology.wa.gov/scripts/wa-ECOLOGY.exe?SUBED1=MTCA-SMS-RULE-UPDATE&A=1
What’s in My Neighborhood	An interactive map of Ecology’s 13,300+ contaminated sites in our ISIS database.	https://apps.ecology.wa.gov/neighborhood/

Table 21: Environmental and technical guidance resources referenced in this report.

Resource	Description	Link
<p>EIM and MyEIM</p>	<p>Environmental Information Management System (EIM) and MyEIM are database tools that contain environmental data for air, water, soil, sediment, aquatic animals, and plants used for cleaning up sites. Data is collected by Ecology and our partners, including local governments.</p>	<p>EIM: https://ecology.wa.gov/Research-Data/Data-resources/Environmental-Information-Management-database</p> <p>MyEIM: https://ecology.wa.gov/Research-Data/Data-resources/Environmental-Information-Management-database/Using-MyEIM</p>
<p>CLARC</p>	<p>Cleanup Levels and Risk Calculation resource with information about many chemicals for establishing cleanup levels that comply with MTCA regulations.</p>	<p>https://ecology.wa.gov/Regulations-Permits/Guidance-technical-assistance/Contamination-clean-up-tools/CLARC</p>
<p>Cleanup Site Search (website)</p>	<p>Database of 13,300-plus contaminated sites known to Ecology that draws from the Integrated Site Information System (ISIS) database.</p>	<p>https://apps.ecology.wa.gov/gsp/SiteSearchPage.aspx</p>
<p>TCP Web Reporting</p>	<p>Selection of reports and datasets you can tailor for quick data retrieval. Draws from two of Ecology’s internal environmental databases: Integrated Site Information System (ISIS) and Underground Storage Tank (UST) System.</p>	<p>https://apps.ecology.wa.gov/tcpwebreporting/</p>
<p>Washington State Open Data Initiative</p>	<p>The state of Washington maintains an open data portal (https://data.wa.gov/) to which Ecology has published cleanup data sets in map, table, and graph visualizations.</p>	<p>https://data.wa.gov/Natural-Resources-Environment/Cleanup-Site-Map/e239-pe5z</p>
<p>Toxics Cleanup Program’s (TCP’s) policies and guidance</p>	<p>A consolidated (but not exhaustive) list of TCP’s policies, procedures, implementation memos, and major guidance documents for cleaning up hazardous sites and meeting the requirements of MTCA.</p>	<p>https://ecology.wa.gov/Regulations-Permits/Plans-policies/Toxics-cleanup-policies</p>

Resource	Description	Link
<p>TCP publications</p>	<p>Focus sheets, frequently asked questions, guidance documents, and technical reports that describe cleanup sites across the state.</p>	<p>https://fortress.wa.gov/ecy/publications/UIPages/PublicationList.aspx?IndexTypeName=Program&NameValue=Toxics+Cleanup&DocumentTypeName=Publication</p>
<p>TCP Legislative reports</p>	<p>Links to recurring and one-time legislative reports produced by the Toxics Cleanup Program.</p>	<p>http://ecology.wa.gov/About-us/Get-to-know-us/Our-Programs/Toxics-Cleanup/TCP-Legislative-reports</p>
<p>Washington’s Formal Cleanup Process Infographic Ecology Publication No. 19-09-166 (September 2019)</p>	<p>A one-page graphic that describes the steps in the formal MTCA cleanup process.</p>	<p>https://fortress.wa.gov/ecy/publications/SummaryPages/1909166.html</p>
<p>Economic Vitality and Environmental Cleanup in Washington State: Qualitative and Quantitative Case Study Ecology Publication No. 10-09-046</p>	<p>Case studies from 2010 that examine the broader benefits of cleanup and redevelopment of four environmentally impaired properties:</p> <ol style="list-style-type: none"> 1) Pacific Wood Treating (PWT) site in Ridgefield; 2) Thea Foss Waterway in Tacoma; 3) Waterfront District in Bellingham; and 4) Palouse Producers property in Palouse. 	<p>https://fortress.wa.gov/ecy/publications/SummaryPages/1009046.html</p>
<p>Agency Determination Checklist Ecology Publication No. 17-09-059</p>	<p>Ecology’s checklist to use when you’re conducting an independent cleanup and need informal, site-specific technical consultation. This checklist helps you determine which one of Washington’s three technical assistance programs your site is eligible to use:</p> <ol style="list-style-type: none"> 1) Ecology’s Voluntary Cleanup Program (VCP), 2) PLIA’s Petroleum Technical Assistance Program (PTAP), or 3) PLIA’s Heating Oil Technical Assistance Program (HOTAP). 	<p>Checklist: https://fortress.wa.gov/ecy/publications/SummaryPages/1709059.html</p> <p>Ecology’s VCP: https://ecology.wa.gov/Spills-Cleanup/Contamination-cleanup/Cleanup-process/Cleanup-options/Voluntary-cleanup-program</p> <p>PLIA’s PTAP: http://plia.wa.gov/ptap</p> <p>PLIA’s HOTAP: http://plia.wa.gov/heating-oil-technical-assistance-program/</p>

Resource	Description	Link
Pollution Liability Insurance Program (PLIA)	A Washington state agency that provides an effective and efficient government funding model that helps owners and operators meet financial responsibility and environmental cleanup requirements for underground storage tanks.	www.plia.wa.gov
Ecology’s Spills Program	An Ecology program that focuses on preventing oil spills to water and land, and planning for and delivering a rapid, aggressive, and well-coordinated response.	https://ecology.wa.gov/Spills-Cleanup/Spills Report a spill: https://ecology.wa.gov/About-us/Get-involved/Report-an-environmental-issue/Report-a-spill
www.ozonematters.com	A website provided by Ecology and Washington State University displaying the current ozone forecast in the Kennewick, Pasco, Richland, Washington region.	Sign up for ozone alerts: tri-cities-ozone+subscribe@googlegroups.com

Table 22: Cleanup laws and regulations mentioned in this report.

Resource	Description	Link
MTCA (statute)	Hazardous Waste Cleanup—Model Toxics Control Act, Chapter 70.105D RCW	http://app.leg.wa.gov/rcw/default.aspx?cite=70.105D
MTCA Cleanup Rule	Model Toxics Control Act—Cleanup Regulations, Chapter 173-340 WAC	http://apps.leg.wa.gov/WAC/default.aspx?cite=173-340
RAG Rule	Remedial Action Grants and Loans Regulations, Chapter 173-322A WAC	http://apps.leg.wa.gov/WAC/default.aspx?cite=173-322A
Sediment Cleanup Rule	Sediment Management Standards, Chapter 173-204 WAC	http://apps.leg.wa.gov/WAC/default.aspx?cite=173-204
UST Rule	Underground Storage Tank Regulations, Chapter 173-360A WAC	https://apps.leg.wa.gov/WAC/default.aspx?cite=173-360A
CERCLA	Comprehensive Environmental Response, Compensation, and Liability Act, 42 U.S.C Sec. 9601 et seq. (commonly known as Superfund)	https://www.epa.gov/laws-regulations/summary-comprehensive-environmental-response-compensation-and-liability-act
NCP	National Oil and Hazardous Substances Pollution Contingency Plan, 40 C.F.R. Part 300	https://www.gpo.gov/fdsys/pkg/CFR-2011-title40-vol28/pdf/CFR-2011-title40-vol28-part300.pdf

Table 23: Washington State Legislature House & Senate bills mentioned in this report.

Resource	Description	Link
ESSB 5993 (Chapter 422, Laws of 2019)	Engrossed Substitute Senate Bill 5993 Reforming the financial structure of the model toxics control program.	https://app.leg.wa.gov/billsummary?BillNumber=5993&Year=2019&Initiative=false
SHB 1290 (Chapter 95, Laws of 2019)	Substitute House Bill 1290 Concerning reviews of voluntary cleanups.	https://app.leg.wa.gov/billsummary?BillNumber=1290&Year=2019
SSB 5175 (Chapter 76, Laws of 2019)	Substitute Senate Bill 5175 Concerning firefighter safety.	https://app.leg.wa.gov/billsummary?Year=2019&BillNumber=5175
ESSB 6095 (Chapter 298, Laws of 2018, Partial Veto)	Engrossed Substitute Senate Bill 6095 Concerning the capital budget.	https://app.leg.wa.gov/billsummary?BillNumber=6095&Year=2017
SB 6159 (Chapter 194, Laws of 2018)	Senate Bill 6159 Concerning the reauthorization of the underground storage tank program.	https://apps.leg.wa.gov/billsummary?year=2017&billnumber=6159&initiative=false
ESSB 5965 (Chapter 4, Laws of 2017, 3rd Special Session)	Engrossed Substitute Senate Bill 5965 Relating to the capital budget.	http://app.leg.wa.gov/billsummary?BillNumber=5965&Year=2017
SHB 1266 (Chapter 23, Laws of 2017)	Substitute House Bill 1266 Concerning petroleum storage tank systems.	https://app.leg.wa.gov/billsummary?BillNumber=1266&Year=2017
2EHB 1115 (Chapter 3, Laws of 2015, Partial Veto, 3rd Special Session)	Second Engrossed House Bill 1115 Concerning the capital budget.	http://leap.leg.wa.gov/leap/budget/lbns/1517Cap1115-SL.pdf
2E2SSB 5296 (Chapter 1, Laws of 2013)	Second Engrossed Second Substitute Senate Bill 5296 Concerning the model toxics control act.	http://app.leg.wa.gov/billsummary?BillNumber=5296&Year=2013

Appendix A: MTCA Biennial Reporting requirements (RCW 70.105D.030(6))

(6) By December 1st of each odd-numbered year, the department must provide the legislature and the public a report of the department's activities supported by appropriations from the state and local toxics control accounts and the environmental legacy stewardship account. The report must be prepared and displayed in a manner that allows the legislature and the public to easily determine the statewide and local progress made in cleaning up hazardous waste sites under this chapter. The report must include, at a minimum:

(a) The name, location, hazardous waste ranking, and a short description of each site on the hazardous sites list, and the date the site was placed on the hazardous waste sites list; and

(b) For sites where there are state contracts, grants, loans, or direct investments by the state:

(i) The amount of money from the state and local toxics control accounts and the environmental legacy stewardship account used to conduct remedial actions at the site and the amount of that money recovered from potentially liable persons;

(ii) The actual or estimated start and end dates and the actual or estimated expenditures of funds authorized under this chapter for the following project phases:

(A) Emergency or interim actions, if needed;

(B) Remedial investigation;

(C) Feasibility study and selection of a remedy;

(D) Engineering design and construction of the selected remedy;

(E) Operation and maintenance or monitoring of the constructed remedy;
and

(F) The final completion date.

Source: Chapter 70.105D RCW Hazardous Waste Cleanup—Model Toxics Control Act, RCW 70.105D.030(6), <https://app.leg.wa.gov/rcw/default.aspx?cite=70.105D.030>

This page intentionally left blank.

Appendix B: Summary of Content Found in Appendices C-G

This page explains the different types of funding sources for contaminated site cleanups. Appendices C through G are the expanded financial tables for cleanups during the 2017–19 biennium.

What are remedial action grants and loans?

Remedial action grants and loans are provided to local governments in Washington state to facilitate the cleanup of publicly owned lands contaminated with hazardous substances, and to lessen the impact of such cleanups on local ratepayers.

The program was created by the Model Toxics Control Act (MTCA), Chapter 70.105D RCW and guided by Ecology’s Chapter 173-322A WAC, Remedial Action Grants and Loans (also known as the RAG rule).

Funds for remedial action grants and loans come from a tax on hazardous substances. The Legislature appropriates funds from the MTCA accounts for remedial action grants and loans.

Types of remedial action grants or loans available

Ecology’s RAG Program provides multiple funding opportunities to local governments. Following the 2013 legislative amendments to MTCA, Extended Grant Agreements were added to this list.

Extended Grant Agreements

These grants are given to local governments for sites where the cleanup project exceeds \$20 million and occurs over multiple budget cycles. These extended grant agreements enable local governments to commit to long-term cleanups without tying up large amounts of grant funds. Such projects would receive priority for funds. No Extended Grant Agreements were awarded during the 2017–19 biennium.

Oversight Remedial Action Grants (Appendix C)

These grants provide funding to local governments that investigate and clean up hazardous waste sites under the supervision of Ecology or the U.S. Environmental Protection Agency under an order or decree.

Remedial Action Loans (Appendix C)

Ecology can offer loans to local governments, primarily to help fulfill grant match requirements. Loans are considered by Ecology on a case-by-case basis depending on the financial need of the local government and its ability to pay over a period of time.

Independent Remedial Action Grants (Appendix C)

These grants provide funding to local governments that investigate and clean up contaminated sites independently under the Voluntary Cleanup Program. The grants are primarily intended to encourage and expedite independent remedial actions by reimbursing local governments for voluntarily conducting these cleanups.

Integrated Planning Grants (Appendix D)

These grants encourage and expedite the cleanup and redevelopment of brownfield properties. They provide funding to local governments to conduct assessments of brownfield sites, and develop integrated plans that address not only the cleanup of these sites, but also their adaptive reuse.

Site Hazard Assessment Grants (Appendix G)

These grants provided funding to local health departments and districts to conduct initial investigations and hazard assessments at sites on behalf of Ecology. The assessments confirm the type and level of contamination at sites identified on Ecology's Hazardous Sites List. Effective September 2014, this also included work to assess and cleanup methamphetamine lab sites where hazardous substances have been released into the environment. Methamphetamine Lab Site Assessment and Cleanup Grants were eliminated as separate grants by the Legislature in 2013.

Area-wide Groundwater Remedial Action Grants (discussed in Chapter 4)

These grants provide funding to local governments that investigate known or suspected areas of area-wide groundwater contamination.

Safe Drinking Water Action Grants (discussed in Chapter 4)

These grants help local governments, or local governments applying on behalf of a purveyor, provide safe drinking water to areas contaminated by or threatened by contamination from hazardous waste sites.

Ecology Conducted and/or Contracted Site Work Expenditures (Appendix E)

Appendix E describes the state-led work on both cleanups and programs that focus on Puget Sound and Eastern Washington, where sites are abandoned, have non-compliant owners, or where funds are needed to advance emerging cleanups.

Public Participation Grants (Appendix F)

Public Participation Grants (PPG) fund not-for-profit public interest groups to involve and educate Washington residents and business about environmental issues. There are two types of PPG projects:

1. **Contaminated Site Projects.** These encourage people to become involved in the investigation and cleanup of contaminated sites. Examples include community involvement at the Hanford Site cleanup, Spokane River PCB contamination, and numerous Puget Sound cleanup sites.
2. **Waste Management Projects.** These encourage citizen and business involvement in eliminating and reducing waste and toxics. Examples include providing low-income communities with information about home toxics reduction, and developing statewide sustainability curriculum for education professionals.

These grants help Washington residents:

- Identify the causes, sources, and effects of pollution.
- Provide informed feedback during public comment periods on site cleanup plans.
- Become aware of how their activities affect the environment.
- Adopt responsible practices in their homes, schools, and businesses to prevent, reduce, or clean up pollution.
- Encourage the practical alternatives for reuse of materials currently going to disposal sites as waste.

This page intentionally left blank.

Appendix C: Remedial Action Grants (RAG) Financial Table

- Chapter 4 discusses this table.
- Refer to Acronyms & Abbreviations at the beginning of this report for acronyms found in this appendix.

Remedial Action Grants (RAG) Financial Table

MTCA Biennial Report of Expenditures: 2017–19 Biennium—Appendix C

County	Leg Dist	CSID	2017-19 Biennium Project Title	Grant Recipient	WARM Ranking	Remedial Action Grant Number	State Building Construction Account (SBCA)	Local Toxics Control Account (LTCA)	Total	Brief Description of Work
OVERSIGHT REMEDIAL ACTION GRANTS										
Clark	18	3020	Former Pacific Wood Treating Company	Port of Ridgefield	1	G1400413		1,296,000	1,296,000	Grant to complete Lake River and Carty Lake remedies (vegetation installation). Prepare completion reports. Perform monitoring and reporting for groundwater, property cap, Lake River chemical monitoring, Lake River and Carty Lake vegetation monitoring. Prepare an environmental covenant for Port and City properties. Off-property: prepare a Remedial Investigation/Feasibility Study and remedial design. Conduct bid support, construction oversight, prepare completion reports. Finalize site Comprehensive Operation and Maintenance Plan.
Clark	18	3020	Former Pacific Wood Treating Company Loan	Port of Ridgefield	1	L1400017		40,000	40,000	Grant to complete Lake River and Carty Lake remedies (vegetation installation). Prepare completion reports. Perform monitoring and reporting for groundwater, property cap, Lake River chemical monitoring, Lake River and Carty Lake vegetation monitoring. Prepare an environmental covenant for Port and City properties. Off-property: prepare an Remedial Investigation/Feasibility Study and remedial design. Conduct bid support, construction oversight, prepare completion reports. Finalize site Comprehensive Operation and Maintenance Plan.

Remedial Action Grants (RAG) Financial Table

County	Leg Dist	CSID	2017-19 Biennium Project Title	Grant Recipient	WARM Ranking	Remedial Action Grant Number	State Building Construction Account (SBCA)	Local Toxics Control Account (LTCA)	Total	Brief Description of Work
Franklin	16	1985	Marine Terminal Bulk Fuel Site	Port of Pasco - Marine Terminal	1	Tcpra-2015-Paspmt-00009		84,000	84,000	The purpose of this grant is to continue remediation actions to remove Total Petroleum Hydrocarbons and Volatile Organic Compounds located in the vadose zone and groundwater at the Marine Terminal Site, primarily the former location of the Bulk Fuel Terminal.
Grant	13	1692	Ephrata Landfill Remediation	Grant County - Public Works	5	Tcpra-2014-Grcopw-00056		2,895,000	2,895,000	Grant to conduct a remedial investigation and feasibility study (FS) per the requirements of an Agreed Order. A draft FS was submitted in 2012. The preferred cleanup action is soil vapor extraction with limited groundwater pretreatment and disposal by evaporation. Pilot testing is planned to complete a multi-phase extraction (MPE) test to evaluate long term feasibility of the remedy and establish and implement the Cleanup Action Plan for the site.
King	11	4765	North Boeing Field Georgetown Steam Plant	King County International Airport	5	Tcpra-2014-Kicoia-00040	30,000	27,000	57,000	Grant to conduct to complete a Remedial Investigation/Feasibility Study and any necessary interim actions. The work conducted under the agreed order is being led by Ecology with review and support by Boeing, the City, including the King County International Airport, and King County.

Remedial Action Grants (RAG) Financial Table

MTCA Biennial Report of Expenditures: 2017–19 Biennium—Appendix C

County	Leg Dist	CSID	2017-19 Biennium Project Title	Grant Recipient	WARM Ranking	Remedial Action Grant Number	State Building Construction Account (SBCA)	Local Toxics Control Account (LTCA)	Total	Brief Description of Work
King	11 - 64% 34 - 35%	1643	Lower Duwamish Waterway Multisite - Slip 4, Terminal 117	City of Seattle - Public Utilities Department	0	Tcpra-2014-Seapud-00025		1,645,000	1,645,000	Grant contains multiple tasks in the Lower Duwamish Waterway site which include interim actions, a Remedial Investigation/Feasibility Study, cleanup design and construction, and source control. The grant is for work site wide for the Lower Duwamish, at Slip 4, and Terminal 117.
King	43	2876	Gas Works Parks Sediment Cleanup	City of Seattle - Public Utilities Department	1	Tcpra-2014-Seapud-00031		375,000	375,000	Grant to conduct the sediment Remedial Investigation/Feasibility Study to address sediments offshore of the Gas Works Uplands that have been impacted by historical industrial practices and contamination from the historical manufactured gas plant (MGP), tar refinery, and other industrial activities located within the Gas Works Uplands.
King	11	1324	South Park Landfill	City of Seattle - Public Utilities Department	2	Tcpra-2014-Seapud-00036		138,000	138,000	Grant to conduct Remedial Investigation, Feasibility Study, develop a Cleanup Action Plan, and conduct interim cleanup actions for the South Park Landfill.
King	11	4765	North Boeing Field Georgetown Steam Plant	City of Seattle - Public Utilities Department	5	Tcpra-2014-Seapud-00067	3,000	8,600	11,600	Grant for North Boeing Field/Georgetown Steam Plant project to complete Remedial Investigation/Feasibility Study and Cleanup Action Plan.
King	11	2732	Slip 4 Early Action Area	Seattle City Light	0	Tcpra-2014-Secili-00041		19,000	19,000	Grant to conduct interim actions or emergency removal actions at Slip 4 to reduce potential threats to human health and the environment. These actions must be conducted in compliance with the Model Toxics Control Act. Activities to include annual sediment sampling and inspection of the cap.

Remedial Action Grants (RAG) Financial Table

MTCA Biennial Report of Expenditures: 2017–19 Biennium—Appendix C

County	Leg Dist	CSID	2017-19 Biennium Project Title	Grant Recipient	WARM Ranking	Remedial Action Grant Number	State Building Construction Account (SBCA)	Local Toxics Control Account (LTCA)	Total	Brief Description of Work
King	11 - 63% 34 - 36%	1643	Lower Duwamish Waterway	Seattle City Light	0	Tcpra-2014-Secili-00059		334,000	334,000	Grant to conduct Feasibility Study, remedy selection, engineering design, and cleanup construction at the Lower Duwamish Waterway superfund & MTCA site.
King	11	4765	North Boeing Field/Georgetown Steam Plant	Seattle City Light	5	Tcpra-2014-Secili-00061		124,000	124,000	Grant for North Boeing Field/Georgetown Steam Plant project to complete Remedial Investigation/Feasibility Study and Cleanup Action Plan.
King	11	1385	Terminal 117 Early Action Area	Seattle City Light	0	Tcpra-2014-Secili-00062		554,000	554,000	Grant to conduct engineering design and cleanup construction activities at Terminal 117 Streets, Yards, & Sediments.
King	11	1385	Terminal 117 Sediments	Port of Seattle - Seaport Environmental Program	0	Tcpra-2014-Sepsep-00051		1,630,000	1,630,000	Grant to conduct remedial Design/removal Action and implementation for the Upland and Sediments portions of the site at T117.
King	11 - 63% 34 - 36%	1643	Lower Duwamish Waterway	Port of Seattle - Seaport Environmental Program	0	Tcpra-2014-Sepsep-00053		732,000	732,000	Grant to conduct Remedial Investigation (Fisher Study), the Feasibility Study (Carbon Amendment Pilot study) and begin the pre Design work under amendments to the Administrative Order on Consent for the Lower Duwamish Waterway Site.
King	34	1229	Terminal 115	Port of Seattle - Seaport Environmental Program	5	Tcpra-2014-Sepsep-00052		35,000	35,000	Grant scope of work under the Agreed Order for T115N involves completing an approved Remedial Investigation (RI), Feasibility Study (FS) and Draft Cleanup Action Plan (DCAP) to provide for the selection of a cleanup alternative. The purpose of the RI/FS and DCAP for the site is to provide sufficient data, analysis, and evaluations to enable cleanup alternative selection for the site.

Remedial Action Grants (RAG) Financial Table

MTCA Biennial Report of Expenditures: 2017–19 Biennium—Appendix C

County	Leg Dist	CSID	2017-19 Biennium Project Title	Grant Recipient	WARM Ranking	Remedial Action Grant Number	State Building Construction Account (SBCA)	Local Toxics Control Account (LTCA)	Total	Brief Description of Work
King	1	427	Bothell Service Center Simon and Son	City of Bothell - Public Works	not ranked	TCpra-2018-BothPW-00040		1,700,000	1,700,000	Grant to conduct the clean up under the Model Toxics Control Act (MTCA) and includes conducting a remedial investigation, feasibility study, preparing a draft and final cleanup action plan, designing cleanup action in engineering design report, and performing the cleanup action for the site.
King	1	3013	Bothell Landing	City of Bothell - Public Works	2	Tcpra-2015-Bothpw-00002		92,000	92,000	Grant to perform remedial investigation and feasibility study, implement interim actions, prepare a draft cleanup action plan, and implement the final cleanup action plan at the Bothell Landing Site in Bothell, Washington.
King	1	3051	Bothell Paint & Decorating	City of Bothell - Public Works	1	Tcpra-2015-Bothpw-00029		30,000	30,000	Grant to perform remedial investigation and feasibility study; implement interim actions, prepare a draft cleanup plan, and implement the final cleanup action plan at the Bothell Paint & Decorating Site in Bothell, Washington.
King	1	6240	Former Riverside	City of Bothell - Public Works	2	Tcpra-2015-Bothpw-00037		178,000	178,000	Grant to perform a remedial investigation and feasibility study, implement interim actions, and prepare a draft cleanup action plan for the Bothell Riverside Site in Bothell, Washington.
King	1	7906	Bothell Former Hertz	City of Bothell - Public Works	not ranked	Tcpra-2015-Bothpw-00038		15,000	15,000	Grant to perform remedial investigation and feasibility study, implement interim actions, and prepare a draft cleanup plan at the Bothell Former Hertz Site in Bothell, Washington.

Remedial Action Grants (RAG) Financial Table

MTCA Biennial Report of Expenditures: 2017–19 Biennium—Appendix C

County	Leg Dist	CSID	2017-19 Biennium Project Title	Grant Recipient	WARM Ranking	Remedial Action Grant Number	State Building Construction Account (SBCA)	Local Toxics Control Account (LTCA)	Total	Brief Description of Work
King	1	3172	Ultra Custom Cleaners	City of Bothell - Public Works	3	Tcptra-2015-Bothpw-00039		70,000	70,000	Grant to perform remedial investigation and feasibility study, implement interim actions, and prepare a draft cleanup plan at the Bothell Ultra Custom Care Cleaners Site in Bothell Washington.
King	1	6240	Former Riverside	City of Bothell - Public Works	2	TCPRA-2016-BothPW-00025		134,000	134,000	Grant to perform a remedial investigation and feasibility study, implement interim actions, and prepare a draft cleanup action plan for the Bothell Riverside Site in Bothell, Washington.
King	33	2008	Lora Lake Apartment	Port of Seattle - Seattle-Tacoma International Airport	1	Tcptra-2015-Spstia-00008	697,000	2,469,000	3,166,000	Grant to conduct cleanup of past industrial activity at the site of the former Lora Lake Apartments, including the area of Lora Lake, and the Lora Lake dredged material containment area.
Kitsap	35	4487	Crownhill Elementary	Bremerton School District	not ranked	Tcptra-2014-Bremstd-00028	13,000	72,000	85,000	Grant to implement the Cleanup Action Plan for Crownhill Elementary School Site as required under the Agreed Order No. DE 11107.
Mason	35	2295	'C' - Street Landfill	City of Shelton - Public Works Department	3	TCPRA-2014-ShelPW-00050		99,000	99,000	Grant to perform Remedial Investigation/Feasibility Study, potential interim action(s), and preparation of a draft Cleanup Action Plan for the C-Street Landfill project.
Pierce	27	3405	Arkema/Dunlap Mound	Port of Tacoma	1	TCPRA-2015-Tacopo-00027		672,000	672,000	Grant to conduct completion of remedial investigation, feasibility study, and completion of the Cleanup Action Plan at the Arkema/Dunlap Mound Site.
Pierce	27	3405	Arkema/Dunlap Mound 2 Cleanup	Port of Tacoma	1	TCPRA-2015-Tacopo-00061	27,000		27,000	Grant to conduct remedial action at the Arkema /Dunlap site where there has been a release or threatened release of hazardous substances.

Remedial Action Grants (RAG) Financial Table

MTCA Biennial Report of Expenditures: 2017–19 Biennium—Appendix C

County	Leg Dist	CSID	2017-19 Biennium Project Title	Grant Recipient	WARM Ranking	Remedial Action Grant Number	State Building Construction Account (SBCA)	Local Toxics Control Account (LTCA)	Total	Brief Description of Work
Pierce	27	3642	Parcel 15 Investigation, Portac Inc.	Port of Tacoma	not ranked	TCPRA-2018-TacoPo-00029	270,000		270,000	Grant to conduct Remedial Investigation, Feasibility Study, and Draft Cleanup Action Plan for a former log yard located at 4215 SR 509 N. Frontage Road, Port Parcel 15, also known as Portac Inc.
Pierce	27	2215	Kaiser Aluminum Site Remediation	Port of Tacoma	4	TCPRA-2018-TacoPo-00028	2,300,000		2,300,000	Grant to conduct Interim Actions, Remedial Investigations/Feasibility Study/Cleanup Action Plan performed by Port of Tacoma at the former Kaiser Aluminum Smelter located at 3400 Taylor Way.
Skagit	10	5176	Truck City Truck Stop	Skagit County - County Administration	3	TCPRA-2015-SkCoCA-00049		33,000	33,000	Grant to conduct assessment and cleanup of Truck City Truck Stop, a brownfield property, to allow for redevelopment as a County Jail.
Skagit	10	1671	Taxiway F - Skagit County Regional Airport	Port of Skagit County	2	TCPRA-2015-SkagiCp-00042		10,000	10,000	Grant to conduct performance monitoring at Taxiway F in Burlington Washington. Cleanup standards for dinoseb and 2-methyl-4 chlorophenoxy-acetic acid (MCPA) has not yet been achieved at all sampling locations.
Skagit	40	4846	Former Shell Oil Tank Farm	Port of Anacortes	3	Tcpra-2014-Anacpo-00027		2,000	2,000	Grant to conduct Remedial Investigation/Feasibility Study, draft Cleanup Action Plan and cleanup construction have been conducted at the site. Cleanup construction activities included excavation and landfill disposal of contaminated soils and restoration to the Site. The site will undergo post-construction monitoring which will involve sampling and analysis of groundwater from wells located in and down-gradient of the excavation area.

Remedial Action Grants (RAG) Financial Table
MTCA Biennial Report of Expenditures: 2017–19 Biennium—Appendix C

County	Leg Dist	CSID	2017-19 Biennium Project Title	Grant Recipient	WARM Ranking	Remedial Action Grant Number	State Building Construction Account (SBCA)	Local Toxics Control Account (LTCA)	Total	Brief Description of Work
Skagit	40	1678	Cap Sante Marine	Port of Anacortes	not ranked	Tcpra-2014-Anacpo-00046		8,000	8,000	Grant to address the remaining cleanup in the actions outlined in the Cleanup Action Plan under a Consent Decree. On completion of one year of quarterly groundwater monitoring, Ecology will determine the future requirements for the Site.
Skagit	40	5174	Dakota Creek Industries Shipyard	Port of Anacortes	1	Tcpra-2014-Anacpo-00047		42,000	42,000	Grant to continue Remedial Investigation/Feasibility Study. The Port has completed several rounds of investigation under the Agreed Order to fill data gaps identified by Ecology. The Port will continue implementing the Agreed Order Scope of Work including completion of the Remedial Investigation/Feasibility Study and draft Cleanup Action Plan. Final cleanup actions, as determined by the Cleanup Action Plan, will be completed under a Consent Decree.
Skagit	40	3604	Anacortes Port Log Yard	Port of Anacortes	2	Tcpra-2014-Anacpo-00048	45,000	17,000	62,000	Grant to establish a work plan for the Remedial Investigation/ Feasibility Study under an Agreed Order. The Agreed Order Scope of Work requires the Port to complete a Remedial Investigation/Feasibility Study and draft Cleanup Action Plan for the Site. Final cleanup actions, as determined by the Cleanup Action Plan, will be completed under a Consent Decree.
Skagit	40	12482	Quiet Cove	Port of Anacortes	2	Tcpra-2014-Anacpo-00049		235,000	235,000	Grant to develop and conduct a Remedial Investigation/Feasibility Study and a draft final Cleanup Action Plan to address both upland and potential in-water contamination for the site.

Remedial Action Grants (RAG) Financial Table

MTCA Biennial Report of Expenditures: 2017–19 Biennium—Appendix C

County	Leg Dist	CSID	2017-19 Biennium Project Title	Grant Recipient	WARM Ranking	Remedial Action Grant Number	State Building Construction Account (SBCA)	Local Toxics Control Account (LTCA)	Total	Brief Description of Work
Skagit	40	304	Whitmarsh (March Point) Landfill	Skagit County - Public Works Department	2	Tcpra-2014-Skcopw-00058	3,000		3,000	Grant to conduct Remedial Investigation/Feasibility Study and development of a cleanup action plan for Whitmarsh (March Point) Landfill.
Snohomish	38	3862	Everett Landfill Tire Fire	City of Everett	1	Tcpra-2015-Everpw-00012		144,000	144,000	Grant to provide oversight of developer compliance with the terms of the Consent Decree for landfill gas and groundwater protection, cover compliance, necessary revisions to the sampling and analysis plan, and operations and maintenance of the gas and leachate control systems.
Snohomish	38	2146	Weyerhaeuser Mill A (Former)	Port of Everett	not ranked	Tcpra-2015-Everpo-00032		328,000	328,000	Grant to perform Interim actions to support infrastructure development and marine terminal expansion efforts. And remedial investigations are being conducted to characterize the nature and extent of contamination at the Weyerhaeuser Mill A Site in Everett WA.
Snohomish	38	4297	East Waterway	Port of Everett	2	Tcpra-2015-Everpo-00033		4,000	4,000	Grant to conduct Remedial Investigations at the East Waterway site in the Everett Harbor area near the mouth of the Snohomish River, directly west of downtown Everett.
Snohomish	38	2581	Bay Wood Products	Port of Everett	4	Tcpra-2015-Everpo-00031		57,000	57,000	Grant to complete the Feasibility Study and cleanup action plan development at the Bay Wood Products site in Everett, Washington, and initiating cleanup under a Consent Decree.
Snohomish	38	3655	Everett Shipyard	Port of Everett	3	Tcpra-2015-Everpo-00028		27,000	27,000	Grant to conduct cleanup construction and Operation & Maintenance/Monitoring at the Everett Shipyard.

Remedial Action Grants (RAG) Financial Table

MTCA Biennial Report of Expenditures: 2017–19 Biennium—Appendix C

County	Leg Dist	CSID	2017-19 Biennium Project Title	Grant Recipient	WARM Ranking	Remedial Action Grant Number	State Building Construction Account (SBCA)	Local Toxics Control Account (LTCA)	Total	Brief Description of Work
Snohomish	38	3546	North Marina Ameron/Hulbert Site	Port of Everett	1	TCPRA-2015-EverPo-00030		54,000	54,000	Grant to conduct upgrade of the stormwater trunk line that includes the removal and disposal of contaminated soil at the Ameron/Hulbert Site.
Thurston	22	2245	Budd Inlet Sediment	Port of Olympia - Environmental Programs	not ranked	TCPRA-2015-Olypep-00024	89,000	81,000	170,000	Grant to define the nature and extent of contamination and identify cleanup alternatives in a defined Study Area within the Budd Inlet Sediments Site, a Puget Sound Initiative site. The Port anticipates either amending the existing Agreed Order or entering into a new Agreed Order with the Department of Ecology to implement cleanup within the Study Area in the future.
Walla Walla	16	2485	Sudbury Road Landfill	City of Walla Walla	not ranked	TCPRA-2015-WalWal-00050		139,000	139,000	Grant to conduct cleanup action at the Sudbury Road Landfill to address contaminants in groundwater. The nature and extent of the contamination was characterized in the remedial investigation and feasibility study previously conducted under Agreed Order # 8456. The cleanup action requirements are described in the Cleanup Action Plan (CAP) which is an exhibit to the Consent Decree #152005368 entered into on August 19, 2015. This project implements the CAP.
Whatcom	40	3928	RG Haley Intl Corp	City of Bellingham - City Attorney's Office	3	Tcpra-2014-Belcao-00026		237,000	237,000	Grant to conduct assessment and cleanup activities at the R.G. Haley International Corporation site under an agreed order. The boundary between the upland and aquatic portions of the site is defined by the mean higher high water line.

Remedial Action Grants (RAG) Financial Table

MTCA Biennial Report of Expenditures: 2017–19 Biennium—Appendix C

County	Leg Dist	CSID	2017-19 Biennium Project Title	Grant Recipient	WARM Ranking	Remedial Action Grant Number	State Building Construction Account (SBCA)	Local Toxics Control Account (LTCA)	Total	Brief Description of Work
Whatcom	40	4606	South State Street Manufactured Gas Plant	City of Bellingham - Parks and Recreation	1	Tcpra-2014-Belcpr-00057	161,000	11,000	172,000	Grant to develop a Remedial Investigation and Feasibility Study, Cleanup Action Plan, Pre-Remedial Design Investigation, Engineering Design & Permitting and Construction Plans and Specifications preparation necessary to support the MTCA cleanup at the South State Street Manufactured Gas Plant cleanup site.
Whatcom	40	220	Cornwall Avenue Landfill	Port of Bellingham	2	Tcpra-2014-Bellpo-00003		97,000	97,000	Grant to conduct the remedial cleanup of the Cornwall Avenue Landfill site includes engineering, design, and permitting consistent with the Cleanup Action Plan incorporated into the site Consent Decree.
Whatcom	42	2012	I & J Waterway	Port of Bellingham	not ranked	Tcpra-2014-Bellpo-00044		41,000	41,000	Grant to investigate the nature and extent of contamination, study cleanup alternatives, develop a cleanup action plan, and design Ecology's selected cleanup action. Work to be performed in accordance with a legal agreement (Agreed Order No. DE 1090) between Ecology and the Port.

Remedial Action Grants (RAG) Financial Table

County	Leg Dist	CSID	2017-19 Biennium Project Title	Grant Recipient	WARM Ranking	Remedial Action Grant Number	State Building Construction Account (SBCA)	Local Toxics Control Account (LTCA)	Total	Brief Description of Work
Whatcom	42	1785	Weldcraft Steel & Marine	Port of Bellingham	1	Tcpra-2014-Bellpo-00060		5,000	5,000	Grant to clean up the in-water portion of the site finished in 2006 as an Interim Action. The Remedial Investigation and Feasibility Study were completed for the overall Site in 2015. A Cleanup Action Plan will be prepared for the remainder of the site and the final cleanup action will be conducted under either an Agreed Order or Consent Decree. Implementation of the final cleanup will require engineering design, permitting, construction plans, and specs and compliance monitoring.
Whatcom	40 - 75% 42 - 24%	219	Whatcom Waterway	Port of Bellingham	1	Tcpra-2014-Bellpo-00065		335,000	335,000	Grant to design and implement Ecology's selected cleanup action. Work to be performed in accordance with a legal agreement between Ecology and the City of Bellingham, the Department of Natural Resources, and Meridian-Pacific Highway L.L.C.
Whatcom	42	3418	Central Waterfront	Port of Bellingham	2	Tcpra-2014-Bellpo-00066		131,000	131,000	Grant to conduct investigation of the nature and extent of contamination, study cleanup alternatives, develop a cleanup action plan, and design Ecology's selected cleanup action. Work to be consistent with legal agreement (Agreed Order No. DE 3441) between Ecology, Port of Bellingham, and City of Bellingham.

Remedial Action Grants (RAG) Financial Table

MTCA Biennial Report of Expenditures: 2017–19 Biennium—Appendix C

County	Leg Dist	CSID	2017-19 Biennium Project Title	Grant Recipient	WARM Ranking	Remedial Action Grant Number	State Building Construction Account (SBCA)	Local Toxics Control Account (LTCA)	Total	Brief Description of Work
Whatcom	40 - 1% 42 - 98%	2279	GP West	Port of Bellingham	5	Tcpra-2015-Bellpo-00003	124,000	20,000	144,000	Grant to study cleanup alternatives, develop a cleanup action plan, and design selected cleanup action. For the Pulp and Tissue Mill area: implement selected cleanup action including ongoing groundwater monitored natural attenuation compliance monitoring. Work to be performed in accordance with legal agreements (Agreed Order No. DE 6834 and Consent Decree No. 14 2 02700 8) between Ecology and the Port.
Whatcom	40 - 1% 42 - 98%	2279	GP West - Chlor-Alkali RAU Interim Action	Port of Bellingham	5	TCPRA-2016-BellPo-00019	165,000	510,000	675,000	Grant to conduct Interim remedial action to remove approximately 600 cubic yards of mercury-contaminated soil from the Chlor-Alkali area Remedial Action Unit of the GP West Site on the Bellingham waterfront. Work to be consistent with a legal agreement (Agreed Order No. DE 6834) between Ecology and the Port.
Whatcom	40	193	Harris Avenue Shipyard	Port of Bellingham	2	Tcpra-2015-Bellpo-00040		113,000	113,000	Grant to conduct Remedial Actions under the MTCA to clean up the Harris Avenue Shipyard Site in Bellingham WA in accordance with Agreed Order (AO) No. 7342. The work is to include: Completion of a Remedial Investigation/Feasibility Study; Ecology approved or required Interim Remedial Actions; Development of a Cleanup Action Plan and Consent Decree; Engineering Design Report; Construction Plans and Specifications; Compliance Monitoring Plan; Cleanup Construction; and Monitoring.

Remedial Action Grants (RAG) Financial Table

MTCA Biennial Report of Expenditures: 2017–19 Biennium—Appendix C

County	Leg Dist	CSID	2017-19 Biennium Project Title	Grant Recipient	WARM Ranking	Remedial Action Grant Number	State Building Construction Account (SBCA)	Local Toxics Control Account (LTCA)	Total	Brief Description of Work
Whatcom	40	193	Harris Avenue Shipyard	Port of Bellingham	2	TCPRA-2016-BellPo-00018	170,000	6,576,000	6,746,000	Grant to conduct a Remedial Investigation and Feasibility Study. A Cleanup Action Plan will be prepared for the remainder of the site and the final cleanup action will be conducted under either an Agreed Order or Consent Decree. Implementation of the final cleanup will require engineering design, permitting, construction plans, and specs and compliance monitoring.
Whatcom	42	63	Blaine Marina Tank Farm	Port of Bellingham	3	Tcptra-2015-Bellpo-00041	171,000	50,000	221,000	Grant to conduct Remedial Action under the MTCA to clean up the Blaine Marina, Inc. site in Blaine WA in accordance with Agreed Order No. DE 9000. The work is to include: Completion of a Remedial Investigation/Feasibility Study; Ecology approved or required Interim Remedial Actions; Development of a Cleanup Action Plan and Consent Decree or Agreed Order; Engineering Design Report; Construction Plans and Specifications; Compliance Monitoring Plan; Cleanup Construction; and Monitoring.
Whatcom	42	63	Blaine Marina Tank Farm	Port of Bellingham	3	TCPRA-2018-BellPo-00036	647,000		647,000	Grant to conduct cleanup of the Blaine Marina Tank Farm Site, including cleanup construction, bioremediation, and monitored natural attenuation consistent with the developed Cleanup Action Plan and legal agreements, include Agreed Order and Consent Decree.

Remedial Action Grants (RAG) Financial Table

County	Leg Dist	CSID	2017-19 Biennium Project Title	Grant Recipient	WARM Ranking	Remedial Action Grant Number	State Building Construction Account (SBCA)	Local Toxics Control Account (LTCA)	Total	Brief Description of Work
Whatcom	42	2205	Westman Marine	Port of Bellingham	1	Tcpra-2015-Bellpo-00043	20,000	11,000	31,000	Grant to conduct Remedial Action under the MTCA to clean up the Westman Marine, Inc. site in Blaine, WA consistent with Agreed Order No. DE 9001. The work is to include completion of a Remedial Investigation, Feasibility Study, development of a Cleanup Action Plan, Consent Decree or Agreed Order Amendment development as needed and applicable, and an Engineering Design Report.
Yakima	15	4919	Tiger Oil 24th Ave & W Nob Hill Site	City of Yakima - Office of City Manager	1	TCpra-2015-YakiCM-00058		172,000	172,000	Grant to investigate and clean up the on-site contamination. The City acquired the site in 2014 with the expressed purpose of cleaning up the site to promote redevelopment of the vacant, dilapidated, and contaminated commercial property.
OVERSIGHT REMEDIAL ACTION GRANTS SUBTOTALS							4,935,000	24,958,000	29,893,000	

Remedial Action Grants (RAG) Financial Table

MTCA Biennial Report of Expenditures: 2017–19 Biennium—Appendix C

County	Leg Dist	CSID	2017-19 Biennium Project Title	Grant Recipient	WARM Ranking	Remedial Action Grant Number	State Building Construction Account (SBCA)	Local Toxics Control Account (LTCA)	Total	Brief Description of Work	
INDEPENDENT REMEDIAL ACTION GRANTS											
Pierce	28	12280	Bliss Property	Bethel School District	not ranked	Tcpra-2014-BeScDi-00054		39,000	39,000	Grant to reimburse costs for the Bliss Property for the removal of near surface soil containing contamination.	
Chelan	12	11323	Wenatchee Former Public Works Yard	City of Wenatchee	not ranked	Tcpra-2015-AnacPo-00052		450,000	450,000	Grant to reimburse costs for the City of Wenatchee Public Works site which consists of two parcels with a combined area of approximately three acres at 25 North Worthen Street. Previous uses of all or a portion of the site include a municipal landfill and a Public Works Yard. Chemicals of concern include petroleum hydrocarbons, benzene, toluene, ethylbenzene, total xylenes, polycyclic aromatic hydrocarbons, polychlorinated biphenyls and metals.	
INDEPENDENT REMEDIAL ACTION GRANTS SUBTOTALS								489,000	489,000		
OVERSIGHT + INDEPENDENT REMEDIAL ACTION GRANTS GRAND TOTALS								4,935,000	25,447,000	30,382,000	

Note: Totals may not add due to rounding.

This page intentionally left blank.

Appendix D: Integrated Planning Grants (IPG) Financial Table

- Chapter 4 discusses this table.
- Refer to Acronyms & Abbreviations at the beginning of this report for acronyms found in this appendix.

Integrated Planning Grants (IPG) Financial Table

MTCA Biennial Report of Expenditures: 2017–19 Biennium—Appendix D

County	Leg Dist	Warm Ranking (1-5)	CSID	Project Title during 2017-19 Biennium	Grant Recipient	Remedial Action Grant Number	Start Date	End Date	Local Toxics Control Account (LTCA)	Expenditures during 2017-19 Biennium	IPG Description
King	37	N/A	N/A	Seattle Chinatown International	Seattle Chinatown International District Preservation and Development Authority	TCPRA-1921-SCIDpda-00136	07/1/2018	06/30/2020	5,100	5,100	The purpose of this grant is to provide financial assistance for site assessment and remediation planning activities for the Seattle Goodwill Industries property located in the Seattle Chinatown International District. This will assist the community with the potential redevelopment of an underutilized property for the purpose of creating affordable housing and commercial spaces.
King	30	3	5049	Boeing Auburn Algona	Auburn city of - Community Development and Public Works Department	TCPRA-2015-ACDPWD-00054	08/1/2015	06/30/2019	26,300	26,300	The purpose of this grant is to use integrated land reuse strategies with cleanup to promote redevelopment of properties impacted by area-wide groundwater contamination from the Boeing Auburn Site.
Snohomish	10	not ranked	5275	Raplee Property & Hamilton Property	City of Stanwood	TCPRA-2018-Stanwo-00027	04/2/2018	06/30/2021	57,300	57,300	The purpose of this grant is to provide integrated planning activities at the Raplee and Hamilton properties. The City is exploring the opportunity to acquire one parcel and convert two contaminated and blighted properties into community assets that will expand the City's park system and provide public access to the Stillaguamish River.

Integrated Planning Grants (IPG) Financial Table

MTCA Biennial Report of Expenditures: 2017–19 Biennium—Appendix D

County	Leg Dist	Warm Ranking (1-5)	CSID	Project Title during 2017-19 Biennium	Grant Recipient	Remedial Action Grant Number	Start Date	End Date	Local Toxics Control Account (LTCA)	Expenditures during 2017-19 Biennium	IPG Description
Grays Harbor	19	not ranked	4987	Aberdeen Sawmill	Grays Harbor - Historical Seaport Authority	TCPRA-2015-GrHHSA-00056	10/1/2013	06/30/2019	13,100	13,100	This grant will support a community-based, market-tested master plan for redevelopment that guides the public agencies to achieve water access, economic development, and education goals, while managing the risk of legacy environmental impacts on the site.
Cowlitz	19	N/A	N/A	Berth 4 Silo Complex - Marine Complex	Port of Longview	TCPRA-2018-LongPo-00033	02/28/2018	06/30/2021	150,600	150,600	The Port will use an integrated planning approach to remediate and redevelop the former bulk loading terminal at Berth 4 and surrounding upland properties. The Port will conduct an environmental assessment of the silo complex at Berth 4 and a technical analysis of buildings and infrastructure to support redevelopment planning.
Grays Harbor	19 - 33% 24 - 65%	not ranked	10440	Hoquiam Paper Mill Site	Port of Grays Harbor	TCPRA-2018-GraHap-00038	02/1/2018	06/30/2019	28,500	28,500	The Port will conduct a due diligence study on potential acquisition of a former paper mill and former wood products plant in Hoquiam. Acquisition of the approximately 95-acre properties would consolidate the Port's ownership on the Chehalis River, creating opportunities to extend industrial infrastructure and support redevelopment.

Integrated Planning Grants (IPG) Financial Table

County	Leg Dist	Warm Ranking (1-5)	CSID	Project Title during 2017-19 Biennium	Grant Recipient	Remedial Action Grant Number	Start Date	End Date	Local Toxics Control Account (LTCA)	Expenditures during 2017-19 Biennium	IPG Description
San Juan	40	1	14759	Albert Jensen and Sons Shipyard Redevelopment	Port of Friday Harbor	TCPRA-1921-FrHapo-00028	10/1/2018	03/31/2020	38,000	38,000	This Integrated Planning Grant is for the Albert Jensen and Sons Shipyard. Contamination in upland soils and groundwater has been confirmed to be above Model Toxics Control Act cleanup levels. Marine sediments are also contaminated at concentrations exceeding state Sediment Management Standards. Site investigations and integrated planning activities are needed to clean up the site and plan for the future uses of the property.
Douglas	12	4	11	Rock Island Waterfront Development	Port of Douglas County	TCPRA-2018-PrtDgs-00037	04/2/2018	06/30/2019	199,800	199,800	The Port of Douglas County is pursuing an Integrated Planning Grant to further explore the opportunity to acquire, cleanup, and redevelop one of the most significant industrial sites in Douglas County. The 76-acre Rock Island Smelter site is the location of a former silicon smelter that has been largely inactive for over fifteen years. Redevelopment of the property is part of a greater effort to revitalize the Rock Island waterfront and increase opportunities for recreation and commerce.
Total										518,700	

Note: Totals may not add due to rounding.

Appendix E: Ecology-Conducted and/or Contracted Site Work Financial Table

- Chapter 4 discusses this table.
- Site status reflects information in Ecology’s Integrated Site Information System (ISIS) database as of September 13, 2019, which represents a close-out date of June 30, 2019.
- Refer to Acronyms & Abbreviations at the beginning of this report for acronyms found in this appendix.

Benton County											
Site: BEAR MART AUTO SALES			Status: Cleanup Started			Rank: 2		LD: 8		CSID: 7700 FSID: 6411794	
Activities / Phase: Remedial Investigations											
Operating GF - Pvt/Local	Operating GF - Federal	Operating Recovered LUST	Operating STCA	Operating ELSA	Operating Subtotal	Capital State Building	Capital CSA	Capital STCA	Capital ELSA	Capital Subtotal	Total All Funds
					\$0			\$4,542		\$4,542	\$4,542
Site: CBC WSU Nurse Training Facility			Status: Awaiting Cleanup			Rank: 3		LD: 8		CSID: 1373 FSID: 999978	
Activities / Phase: Remedial Investigations											
Operating GF - Pvt/Local	Operating GF - Federal	Operating Recovered LUST	Operating STCA	Operating ELSA	Operating Subtotal	Capital State Building	Capital CSA	Capital STCA	Capital ELSA	Capital Subtotal	Total All Funds
					\$0			\$4,356		\$4,356	\$4,356
Site: Jerrys Custom Mechanics			Status: Awaiting Cleanup			Rank: 3		LD: 8		CSID: 4282 FSID: 85292259	
Activities / Phase: Remedial Investigations											
Operating GF - Pvt/Local	Operating GF - Federal	Operating Recovered LUST	Operating STCA	Operating ELSA	Operating Subtotal	Capital State Building	Capital CSA	Capital STCA	Capital ELSA	Capital Subtotal	Total All Funds
					\$0			\$5,141		\$5,141	\$5,141
Site: US BANK FACILITY			Status: Cleanup Started			Rank: 3		LD: 8		CSID: 6105 FSID: 44976422	
Activities / Phase: Remedial Investigations											
Operating GF - Pvt/Local	Operating GF - Federal	Operating Recovered LUST	Operating STCA	Operating ELSA	Operating Subtotal	Capital State Building	Capital CSA	Capital STCA	Capital ELSA	Capital Subtotal	Total All Funds
					\$0			\$7,124		\$7,124	\$7,124

Chelan County											
Site: Chelan County Fire District 1				Status: NFA		Rank: 5		LD: 12		CSID: 6233 FSID: 53265234	
Activities / Phase: Remedial Investigations											
Operating GF - Pvt/Local	Operating GF - Federal	Operating Recovered LUST	Operating STCA	Operating ELSA	Operating Subtotal	Capital State Building	Capital CSA	Capital STCA	Capital ELSA	Capital Subtotal	Total All Funds
					\$0			\$167		\$167	\$167
Site: Michael Irrigation				Status: Cleanup Started		Rank:		LD: 12		CSID: 2149 FSID: 3154383	
Activities / Phase: Remedial Investigations											
Operating GF - Pvt/Local	Operating GF - Federal	Operating Recovered LUST	Operating STCA	Operating ELSA	Operating Subtotal	Capital State Building	Capital CSA	Capital STCA	Capital ELSA	Capital Subtotal	Total All Funds
			\$1,949		\$1,949					\$0	\$1,949
Site: Ray Rock Grocery				Status: Cleanup Started		Rank: 5		LD: 12		CSID: 10237 FSID: 71399884	
Activities / Phase: Remedial Investigations											
Operating GF - Pvt/Local	Operating GF - Federal	Operating Recovered LUST	Operating STCA	Operating ELSA	Operating Subtotal	Capital State Building	Capital CSA	Capital STCA	Capital ELSA	Capital Subtotal	Total All Funds
					\$0			\$3,629		\$3,629	\$3,629
Clallam County											
Site: PORT ANGELES RAYONIER MILL SITE				Status: Cleanup Started		Rank: 2		LD: 24		CSID: 2270 FSID: 19	
Activities / Phase: Feasibility Study & Remedy Selection											
Operating GF - Pvt/Local	Operating GF - Federal	Operating Recovered LUST	Operating STCA	Operating ELSA	Operating Subtotal	Capital State Building	Capital CSA	Capital STCA	Capital ELSA	Capital Subtotal	Total All Funds
					\$0			\$39,721		\$39,721	\$39,721
Site: WESTERN PORT ANGELES HARBOR				Status: Cleanup Started		Rank:		LD: 24		CSID: 11907 FSID: 18898	
Activities / Phase: Remedial Investigations											
Operating GF - Pvt/Local	Operating GF - Federal	Operating Recovered LUST	Operating STCA	Operating ELSA	Operating Subtotal	Capital State Building	Capital CSA	Capital STCA	Capital ELSA	Capital Subtotal	Total All Funds
					\$0			\$49,719		\$49,719	\$49,719

Clark County												
Site: Burlington Environmental LLC Washougal			Status: Cleanup Started			Rank: 1		LD: 18		CSID: 2796		FSID: 1018
Activities / Phase: Feasibility Study & Remedy Selection, Remedial Investigations												
Operating GF - Pvt/Local	Operating GF - Federal	Operating Recovered LUST	Operating STCA	Operating ELSA	Operating Subtotal	Capital State Building	Capital CSA	Capital STCA	Capital ELSA	Capital Subtotal	Total All Funds	
			\$75,272		\$75,272					\$0	\$75,272	
Site: Frontier Hardchrome			Status: CC-O&M/Monitoring			Rank: 0		LD: 49		CSID: 535		FSID: 197
Activities / Phase: Post-Construction Operation & Maint/Monitoring												
Operating GF - Pvt/Local	Operating GF - Federal	Operating Recovered LUST	Operating STCA	Operating ELSA	Operating Subtotal	Capital State Building	Capital CSA	Capital STCA	Capital ELSA	Capital Subtotal	Total All Funds	
	\$33,714				\$33,714					\$0	\$33,714	
Site: Pacific Wood Treating Corp			Status: Cleanup Started			Rank: 1		LD: 18		CSID: 3020		FSID: 1019
Activities / Phase: Remedial Investigations												
Operating GF - Pvt/Local	Operating GF - Federal	Operating Recovered LUST	Operating STCA	Operating ELSA	Operating Subtotal	Capital State Building	Capital CSA	Capital STCA	Capital ELSA	Capital Subtotal	Total All Funds	
			\$3,206		\$3,206					\$0	\$3,206	
Site: PARK LAUNDRY SITE			Status: Cleanup Started			Rank: 3		LD: 18		CSID: 4099		FSID: 8100630
Activities / Phase: Legislatively Directed Investments												
Operating GF - Pvt/Local	Operating GF - Federal	Operating Recovered LUST	Operating STCA	Operating ELSA	Operating Subtotal	Capital State Building	Capital CSA	Capital STCA	Capital ELSA	Capital Subtotal	Total All Funds	
			\$23,963	\$5,260	\$29,223					\$0	\$29,223	
Site: TIME OIL HANDY ANDY 8			Status: CC-Perf. Monitoring			Rank: 1		LD: 49		CSID: 4981		FSID: 1063
Activities / Phase: Post-Construction Operation & Maint/Monitoring												
Operating GF - Pvt/Local	Operating GF - Federal	Operating Recovered LUST	Operating STCA	Operating ELSA	Operating Subtotal	Capital State Building	Capital CSA	Capital STCA	Capital ELSA	Capital Subtotal	Total All Funds	
					\$0			\$84,703		\$84,703	\$84,703	

Clark County (continued)											
Site: US ARMY Camp Bonneville RAU-2A				Status: Cleanup Started		Rank: 1	LD: 18	CSID: 3867		FSID: 47197	
Activities / Phase: Feasibility Study & Remedy Selection, Remedial Investigations											
Operating GF - Pvt/Local	Operating GF - Federal	Operating Recovered LUST	Operating STCA	Operating ELSA	Operating Subtotal	Capital State Building	Capital CSA	Capital STCA	Capital ELSA	Capital Subtotal	Total All Funds
			\$28,576		\$28,576					\$0	\$28,576
Columbia County											
Site: TEXACO-BULK PLANT				Status: NFA		Rank:	LD: 16	CSID: 11198		FSID: 95362668	
Activities / Phase: Remedial Investigations											
Operating GF - Pvt/Local	Operating GF - Federal	Operating Recovered LUST	Operating STCA	Operating ELSA	Operating Subtotal	Capital State Building	Capital CSA	Capital STCA	Capital ELSA	Capital Subtotal	Total All Funds
					\$0			\$4,250		\$4,250	\$4,250
Cowlitz County											
Site: INTERNATIONAL PAPER LONGVIEW				Status: Cleanup Started		Rank: 1	LD: 19	CSID: 3685		FSID: 1080	
Activities / Phase: Feasibility Study & Remedy Selection											
Operating GF - Pvt/Local	Operating GF - Federal	Operating Recovered LUST	Operating STCA	Operating ELSA	Operating Subtotal	Capital State Building	Capital CSA	Capital STCA	Capital ELSA	Capital Subtotal	Total All Funds
			\$195,748		\$195,748					\$0	\$195,748
Douglas County											
Site: American Silicon Technologies				Status: Cleanup Started		Rank: 4	LD: 12	CSID: 11		FSID: 813	
Activities / Phase: Remedial Investigations											
Operating GF - Pvt/Local	Operating GF - Federal	Operating Recovered LUST	Operating STCA	Operating ELSA	Operating Subtotal	Capital State Building	Capital CSA	Capital STCA	Capital ELSA	Capital Subtotal	Total All Funds
			\$73,723	\$16,183	\$89,906					\$0	\$89,906

Franklin County												
Site: Pasco Landfill NPL Site			Status: Cleanup Started			Rank: 0		LD: 9		CSID: 1910		FSID: 575
Activities / Phase: Feasibility Study & Remedy Selection, Program Support												
Operating GF - Pvt/Local	Operating GF - Federal	Operating Recovered LUST	Operating STCA	Operating ELSA	Operating Subtotal	Capital State Building	Capital CSA	Capital STCA	Capital ELSA	Capital Subtotal	Total All Funds	
			\$398		\$398			\$3,073		\$3,073	\$3,471	
Grays Harbor County												
Site: CITY ABERDEEN WATER SHOP			Status: Cleanup Started			Rank:		LD: 19		CSID: 7547		FSID: 3639864
Activities / Phase: Remedial Investigations												
Operating GF - Pvt/Local	Operating GF - Federal	Operating Recovered LUST	Operating STCA	Operating ELSA	Operating Subtotal	Capital State Building	Capital CSA	Capital STCA	Capital ELSA	Capital Subtotal	Total All Funds	
					\$0			\$11,221		\$11,221	\$11,221	
King County												
Site: 8801 E Marginal Way S			Status: Cleanup Started			Rank: 1		LD: 11		CSID: 5056		FSID: 2072
Activities / Phase: Feasibility Study & Remedy Selection, Remedial Investigations												
Operating GF - Pvt/Local	Operating GF - Federal	Operating Recovered LUST	Operating STCA	Operating ELSA	Operating Subtotal	Capital State Building	Capital CSA	Capital STCA	Capital ELSA	Capital Subtotal	Total All Funds	
					\$0			\$9,295		\$9,295	\$9,295	
Site: American Linen Supply Co Dexter Ave			Status: Cleanup Started			Rank: 1		LD: 36		CSID: 12004		FSID: 3573
Activities / Phase: Remedial Investigations												
Operating GF - Pvt/Local	Operating GF - Federal	Operating Recovered LUST	Operating STCA	Operating ELSA	Operating Subtotal	Capital State Building	Capital CSA	Capital STCA	Capital ELSA	Capital Subtotal	Total All Funds	
			\$493		\$493					\$0	\$493	

King County (continued)											
Site: Boeing Field Chevron				Status: Cleanup Started		Rank: 3		LD: 11		CSID: 7030 FSID: 2551	
Activities / Phase: Remedial Investigations											
Operating GF - Pvt/Local	Operating GF - Federal	Operating Recovered LUST	Operating STCA	Operating ELSA	Operating Subtotal	Capital State Building	Capital CSA	Capital STCA	Capital ELSA	Capital Subtotal	Total All Funds
					\$0			\$27,391	\$23,297	\$50,688	\$50,688
Site: Boeing Isaacson Thompson				Status: Cleanup Started		Rank: 2		LD: 11		CSID: 1944 FSID: 2218	
Activities / Phase: Remedial Investigations											
Operating GF - Pvt/Local	Operating GF - Federal	Operating Recovered LUST	Operating STCA	Operating ELSA	Operating Subtotal	Capital State Building	Capital CSA	Capital STCA	Capital ELSA	Capital Subtotal	Total All Funds
					\$0			\$379		\$379	\$379
Site: Boeing Kent Space Center				Status: Awaiting Cleanup		Rank:		LD: 33		CSID: 12671 FSID: 2099	
Activities / Phase: Feasibility Study & Remedy Selection											
Operating GF - Pvt/Local	Operating GF - Federal	Operating Recovered LUST	Operating STCA	Operating ELSA	Operating Subtotal	Capital State Building	Capital CSA	Capital STCA	Capital ELSA	Capital Subtotal	Total All Funds
			\$13,106		\$13,106					\$0	\$13,106
Site: Bothell Former Hertz				Status: Cleanup Started		Rank:		LD: 1		CSID: 7906 FSID: 11687976	
Activities / Phase: Remedial Investigations											
Operating GF - Pvt/Local	Operating GF - Federal	Operating Recovered LUST	Operating STCA	Operating ELSA	Operating Subtotal	Capital State Building	Capital CSA	Capital STCA	Capital ELSA	Capital Subtotal	Total All Funds
			\$82		\$82					\$0	\$82
Site: Bothell Landing				Status: Cleanup Started		Rank: 2		LD: 1		CSID: 3013 FSID: 73975762	
Activities / Phase: Remedial Investigations											
Operating GF - Pvt/Local	Operating GF - Federal	Operating Recovered LUST	Operating STCA	Operating ELSA	Operating Subtotal	Capital State Building	Capital CSA	Capital STCA	Capital ELSA	Capital Subtotal	Total All Funds
			\$82		\$82					\$0	\$82

King County (continued)											
Site: Bothell Paint & Decorating			Status: Cleanup Started			Rank: 1		LD: 1		CSID: 3051 FSID: 93536765	
Activities / Phase: Remedial Investigations											
Operating GF - Pvt/Local	Operating GF - Federal	Operating Recovered LUST	Operating STCA	Operating ELSA	Operating Subtotal	Capital State Building	Capital CSA	Capital STCA	Capital ELSA	Capital Subtotal	Total All Funds
			\$82		\$82					\$0	\$82
Site: Bothell Riverside TPH			Status: Cleanup Started			Rank: 2		LD: 1		CSID: 6240 FSID: 53578168	
Activities / Phase: Remedial Investigations											
Operating GF - Pvt/Local	Operating GF - Federal	Operating Recovered LUST	Operating STCA	Operating ELSA	Operating Subtotal	Capital State Building	Capital CSA	Capital STCA	Capital ELSA	Capital Subtotal	Total All Funds
			\$492		\$492					\$0	\$492
Site: Bothell Service Center Simon & Son			Status: Cleanup Started			Rank:		LD: 1		CSID: 427 FSID: 33215922	
Activities / Phase: Remedial Investigations											
Operating GF - Pvt/Local	Operating GF - Federal	Operating Recovered LUST	Operating STCA	Operating ELSA	Operating Subtotal	Capital State Building	Capital CSA	Capital STCA	Capital ELSA	Capital Subtotal	Total All Funds
			\$245		\$245					\$0	\$245
Site: Burlington Environmental LLC Georgetown			Status: Cleanup Started			Rank: 4		LD: 11		CSID: 2622 FSID: 47779679	
Activities / Phase: Engineering Design, Feasibility Study & Remedy Selection, Post-Construction Operation & Maint/Monitoring											
Operating GF - Pvt/Local	Operating GF - Federal	Operating Recovered LUST	Operating STCA	Operating ELSA	Operating Subtotal	Capital State Building	Capital CSA	Capital STCA	Capital ELSA	Capital Subtotal	Total All Funds
			\$23,809		\$23,809					\$0	\$23,809
Site: Chevron 209335			Status: Cleanup Started			Rank: 1		LD: 43		CSID: 6537 FSID: 70996824	
Activities / Phase: Remedial Investigations											
Operating GF - Pvt/Local	Operating GF - Federal	Operating Recovered LUST	Operating STCA	Operating ELSA	Operating Subtotal	Capital State Building	Capital CSA	Capital STCA	Capital ELSA	Capital Subtotal	Total All Funds
			\$4,907		\$4,907					\$0	\$4,907

King County (continued)											
Site: Chevron 90129			Status: Cleanup Started			Rank: 1		LD: 43		CSID: 10632 FSID: 81966648	
Activities / Phase: Feasibility Study & Remedy Selection											
Operating GF - Pvt/Local	Operating GF - Federal	Operating Recovered LUST	Operating STCA	Operating ELSA	Operating Subtotal	Capital State Building	Capital CSA	Capital STCA	Capital ELSA	Capital Subtotal	Total All Funds
	\$221		\$9,804		\$10,024					\$0	\$10,024
Site: CHS Auburn			Status: Cleanup Started			Rank: 3		LD: 30		CSID: 5119 FSID: 2487	
Activities / Phase: Remedial Investigations											
Operating GF - Pvt/Local	Operating GF - Federal	Operating Recovered LUST	Operating STCA	Operating ELSA	Operating Subtotal	Capital State Building	Capital CSA	Capital STCA	Capital ELSA	Capital Subtotal	Total All Funds
	\$221		\$25		\$245					\$0	\$245
Site: Coldeen Old Gas Station			Status: Cleanup Started			Rank: 5		LD: 34		CSID: 11082 FSID: 92728218	
Activities / Phase: Remedial Investigations											
Operating GF - Pvt/Local	Operating GF - Federal	Operating Recovered LUST	Operating STCA	Operating ELSA	Operating Subtotal	Capital State Building	Capital CSA	Capital STCA	Capital ELSA	Capital Subtotal	Total All Funds
			\$33,754		\$33,754					\$0	\$33,754
Site: Crowley Marine Services 8th Ave S			Status: Cleanup Started			Rank: 2		LD: 11		CSID: 2520 FSID: 1940187	
Activities / Phase: Remedial Investigations											
Operating GF - Pvt/Local	Operating GF - Federal	Operating Recovered LUST	Operating STCA	Operating ELSA	Operating Subtotal	Capital State Building	Capital CSA	Capital STCA	Capital ELSA	Capital Subtotal	Total All Funds
					\$0			\$14,934		\$14,934	\$14,934
Site: DNR North Bend			Status: NFA			Rank:		LD: 5		CSID: 8714 FSID: 32541339	
Activities / Phase: Remedial Investigations											
Operating GF - Pvt/Local	Operating GF - Federal	Operating Recovered LUST	Operating STCA	Operating ELSA	Operating Subtotal	Capital State Building	Capital CSA	Capital STCA	Capital ELSA	Capital Subtotal	Total All Funds
					\$0			\$4,916		\$4,916	\$4,916

King County (continued)											
Site: Douglas Management Dock				Status: Cleanup Started		Rank: 5		LD: 34		CSID: 6967 FSID: 97573251	
Activities / Phase: Remedial Investigations											
Operating GF - Pvt/Local	Operating GF - Federal	Operating Recovered LUST	Operating STCA	Operating ELSA	Operating Subtotal	Capital State Building	Capital CSA	Capital STCA	Capital ELSA	Capital Subtotal	Total All Funds
					\$0			\$10,936		\$10,936	\$10,936
Site: Duwamish Marine Center				Status: Cleanup Started		Rank: 1		LD: 11		CSID: 4146 FSID: 21945598	
Activities / Phase: Remedial Investigations											
Operating GF - Pvt/Local	Operating GF - Federal	Operating Recovered LUST	Operating STCA	Operating ELSA	Operating Subtotal	Capital State Building	Capital CSA	Capital STCA	Capital ELSA	Capital Subtotal	Total All Funds
					\$0			\$9,919		\$9,919	\$9,919
Site: Duwamish Shipyard				Status: Cleanup Started		Rank: 2		LD: 34		CSID: 54 FSID: 2071	
Activities / Phase: Remedial Investigations											
Operating GF - Pvt/Local	Operating GF - Federal	Operating Recovered LUST	Operating STCA	Operating ELSA	Operating Subtotal	Capital State Building	Capital CSA	Capital STCA	Capital ELSA	Capital Subtotal	Total All Funds
					\$0			\$6,871		\$6,871	\$6,871
Site: Emerald Gateway				Status: Cleanup Started		Rank: 5		LD: 11		CSID: 6584 FSID: 73338176	
Activities / Phase: Emergency Actions/Interim Actions											
Operating GF - Pvt/Local	Operating GF - Federal	Operating Recovered LUST	Operating STCA	Operating ELSA	Operating Subtotal	Capital State Building	Capital CSA	Capital STCA	Capital ELSA	Capital Subtotal	Total All Funds
					\$0			\$3,087		\$3,087	\$3,087
Site: Gas Works Park WA Natural Gas				Status: Cleanup Started		Rank: 1		LD: 43		CSID: 2876 FSID: 139	
Activities / Phase: Feasibility Study & Remedy Selection, Remedial Investigations											
Operating GF - Pvt/Local	Operating GF - Federal	Operating Recovered LUST	Operating STCA	Operating ELSA	Operating Subtotal	Capital State Building	Capital CSA	Capital STCA	Capital ELSA	Capital Subtotal	Total All Funds
					\$0			\$20,430	\$70,277	\$90,707	\$90,707

King County (continued)												
Site: General Electric Aviation Div			Status: Cleanup Started			Rank: 2		LD: 11		CSID: 2446		FSID: 2522
Activities / Phase: Feasibility Study & Remedy Selection												
Operating GF - Pvt/Local	Operating GF - Federal	Operating Recovered LUST	Operating STCA	Operating ELSA	Operating Subtotal	Capital State Building	Capital CSA	Capital STCA	Capital ELSA	Capital Subtotal	Total All Funds	
			\$56,566		\$56,566					\$0	\$56,566	
Site: Glacier Northwest Inc			Status: Cleanup Started			Rank: 1		LD: 34		CSID: 599		FSID: 23881883
Activities / Phase: Remedial Investigations												
Operating GF - Pvt/Local	Operating GF - Federal	Operating Recovered LUST	Operating STCA	Operating ELSA	Operating Subtotal	Capital State Building	Capital CSA	Capital STCA	Capital ELSA	Capital Subtotal	Total All Funds	
					\$0			\$381		\$381	\$381	
Site: Industrial Container Services WA LLC			Status: Cleanup Started			Rank: 4		LD: 11		CSID: 62		FSID: 2154
Activities / Phase: Feasibility Study & Remedy Selection, Remedial Investigations												
Operating GF - Pvt/Local	Operating GF - Federal	Operating Recovered LUST	Operating STCA	Operating ELSA	Operating Subtotal	Capital State Building	Capital CSA	Capital STCA	Capital ELSA	Capital Subtotal	Total All Funds	
					\$0			\$17,221		\$17,221	\$17,221	
Site: Island Mitigation			Status:			Rank:		LD:		CSID: -77003		FSID:
Activities / Phase: Legislatively Directed Investments												
Operating GF - Pvt/Local	Operating GF - Federal	Operating Recovered LUST	Operating STCA	Operating ELSA	Operating Subtotal	Capital State Building	Capital CSA	Capital STCA	Capital ELSA	Capital Subtotal	Total All Funds	
					\$0	\$4,759				\$4,759	\$4,759	
Site: Issaquah PFAs/PFOA			Status:			Rank:		LD:		CSID: -99032		FSID:
Activities / Phase: Remedial Investigations												
Operating GF - Pvt/Local	Operating GF - Federal	Operating Recovered LUST	Operating STCA	Operating ELSA	Operating Subtotal	Capital State Building	Capital CSA	Capital STCA	Capital ELSA	Capital Subtotal	Total All Funds	
			\$54,989	\$12,071	\$67,060					\$0	\$67,060	

King County (continued)												
Site: Lower Duwamish Waterway			Status: Cleanup Started			Rank: 0		LD: 34		CSID: 1643		FSID: 42927743
Activities / Phase: Feasibility Study & Remedy Selection, Other-Non Cleanup, Remedial Investigations												
Operating GF - Pvt/Local	Operating GF - Federal	Operating Recovered LUST	Operating STCA	Operating ELSA	Operating Subtotal	Capital State Building	Capital CSA	Capital STCA	Capital ELSA	Capital Subtotal	Total All Funds	
			\$1,932		\$1,932			\$1,280,336	\$560	\$1,280,895	\$1,282,827	
Site: Mt Baker Properties			Status: Cleanup Started			Rank:		LD: 37		CSID: 13054		FSID: 96127971
Activities / Phase: Engineering Design, Feasibility Study & Remedy Selection, Remedial Investigations												
Operating GF - Pvt/Local	Operating GF - Federal	Operating Recovered LUST	Operating STCA	Operating ELSA	Operating Subtotal	Capital State Building	Capital CSA	Capital STCA	Capital ELSA	Capital Subtotal	Total All Funds	
					\$0			\$600,000		\$600,000	\$600,000	
Site: North Boeing Field Georgetown Steam Plant			Status: Cleanup Started			Rank: 5		LD: 11		CSID: 4765		FSID: 2050
Activities / Phase: Feasibility Study & Remedy Selection, Remedial Investigations												
Operating GF - Pvt/Local	Operating GF - Federal	Operating Recovered LUST	Operating STCA	Operating ELSA	Operating Subtotal	Capital State Building	Capital CSA	Capital STCA	Capital ELSA	Capital Subtotal	Total All Funds	
\$156,080					\$156,080					\$0	\$156,080	
Site: Pirelli Jacobson			Status: NFA			Rank:		LD: 36		CSID: 4498		FSID: 6662658
Activities / Phase: Other-Non Cleanup												
Operating GF - Pvt/Local	Operating GF - Federal	Operating Recovered LUST	Operating STCA	Operating ELSA	Operating Subtotal	Capital State Building	Capital CSA	Capital STCA	Capital ELSA	Capital Subtotal	Total All Funds	
					\$0				\$1,351	\$1,351	\$1,351	
Site: Seattle Fire Station 25			Status: Cleanup Started			Rank:		LD: 43		CSID: 8643		FSID: 29946537
Activities / Phase: Remedial Investigations												
Operating GF - Pvt/Local	Operating GF - Federal	Operating Recovered LUST	Operating STCA	Operating ELSA	Operating Subtotal	Capital State Building	Capital CSA	Capital STCA	Capital ELSA	Capital Subtotal	Total All Funds	
					\$0			\$100,332		\$100,332	\$100,332	

King County (continued)											
Site: Snopac Property				Status: Awaiting Cleanup		Rank: 2	LD: 11	CSID: 12463	FSID: 1523145		
Activities / Phase: Feasibility Study & Remedy Selection											
Operating GF - Pvt/Local	Operating GF - Federal	Operating Recovered LUST	Operating STCA	Operating ELSA	Operating Subtotal	Capital State Building	Capital CSA	Capital STCA	Capital ELSA	Capital Subtotal	Total All Funds
					\$0			\$5,207		\$5,207	\$5,207
Site: South Park Landfill				Status: Cleanup Started		Rank: 2	LD: 11	CSID: 1324	FSID: 2180		
Activities / Phase: Remedial Investigations											
Operating GF - Pvt/Local	Operating GF - Federal	Operating Recovered LUST	Operating STCA	Operating ELSA	Operating Subtotal	Capital State Building	Capital CSA	Capital STCA	Capital ELSA	Capital Subtotal	Total All Funds
			\$386		\$386				\$23,503	\$23,503	\$23,890
Site: South Park Marina				Status: Awaiting Cleanup		Rank: 2	LD: 11	CSID: 2858	FSID: 44653368		
Activities / Phase: Remedial Investigations											
Operating GF - Pvt/Local	Operating GF - Federal	Operating Recovered LUST	Operating STCA	Operating ELSA	Operating Subtotal	Capital State Building	Capital CSA	Capital STCA	Capital ELSA	Capital Subtotal	Total All Funds
					\$0			\$2,742		\$2,742	\$2,742
Site: Wesmar Company Inc				Status: Cleanup Started		Rank: 5	LD: 36	CSID: 1325	FSID: 2194		
Activities / Phase: Remedial Investigations											
Operating GF - Pvt/Local	Operating GF - Federal	Operating Recovered LUST	Operating STCA	Operating ELSA	Operating Subtotal	Capital State Building	Capital CSA	Capital STCA	Capital ELSA	Capital Subtotal	Total All Funds
			\$248		\$248					\$0	\$248
Site: West of 4th				Status: Cleanup Started		Rank:	LD: 11	CSID: 12260	FSID: 47779679		
Activities / Phase: Feasibility Study & Remedy Selection											
Operating GF - Pvt/Local	Operating GF - Federal	Operating Recovered LUST	Operating STCA	Operating ELSA	Operating Subtotal	Capital State Building	Capital CSA	Capital STCA	Capital ELSA	Capital Subtotal	Total All Funds
			\$52,074		\$52,074					\$0	\$52,074

Kitsap County												
Site: Blakely Harbor Park			Status: Awaiting Cleanup			Rank:		LD: 23		CSID: 14770		FSID: 60939
Activities / Phase: Site Hazard Assessment/Initial Investigation												
Operating GF - Pvt/Local	Operating GF - Federal	Operating Recovered LUST	Operating STCA	Operating ELSA	Operating Subtotal	Capital State Building	Capital CSA	Capital STCA	Capital ELSA	Capital Subtotal	Total All Funds	
					\$0				\$13,507	\$13,507	\$13,507	
Site: EAGLE HARBOR WYCKOFF			Status: Cleanup Started			Rank: 0		LD: 23		CSID: 2683		FSID: 152
Activities / Phase: Construction, Post-Construction Operation & Maint/Monitoring												
Operating GF - Pvt/Local	Operating GF - Federal	Operating Recovered LUST	Operating STCA	Operating ELSA	Operating Subtotal	Capital State Building	Capital CSA	Capital STCA	Capital ELSA	Capital Subtotal	Total All Funds	
			\$650,623	\$472,962	\$1,123,585	\$327,806		\$308,482		\$636,289	\$1,759,874	
Site: Newmans Chevron			Status: Cleanup Started			Rank: 5		LD: 26		CSID: 5252		FSID: 1436359
Activities / Phase: Feasibility Study & Remedy Selection												
Operating GF - Pvt/Local	Operating GF - Federal	Operating Recovered LUST	Operating STCA	Operating ELSA	Operating Subtotal	Capital State Building	Capital CSA	Capital STCA	Capital ELSA	Capital Subtotal	Total All Funds	
	\$221		\$6,526		\$6,746					\$0	\$6,746	
Site: NRDA Projects -- Harper Estuary / Sinclair-Dyes Inlet			Status:			Rank:		LD:		CSID: -88888		FSID:
Activities / Phase: Construction, Engineering Design, Legislatively Directed Investments, Other-Non Cleanup, Post-Construction Operation & Maint/Monitoring, Program Support												
Operating GF - Pvt/Local	Operating GF - Federal	Operating Recovered LUST	Operating STCA	Operating ELSA	Operating Subtotal	Capital State Building	Capital CSA	Capital STCA	Capital ELSA	Capital Subtotal	Total All Funds	
					\$0		\$262,048			\$262,048	\$262,048	
Site: Port Gamble Bay and Mill Site			Status: Cleanup Started			Rank: 2		LD: 23		CSID: 3444		FSID: 93937775
Activities / Phase: Construction, Legislatively Directed Investments, Remedial Investigations												
Operating GF - Pvt/Local	Operating GF - Federal	Operating Recovered LUST	Operating STCA	Operating ELSA	Operating Subtotal	Capital State Building	Capital CSA	Capital STCA	Capital ELSA	Capital Subtotal	Total All Funds	
					\$0			\$512,194		\$512,194	\$512,194	

Kittitas County											
Site: CWU Jongeward Services Building				Status: Cleanup Started		Rank: 2		LD: 13		CSID: 2609 FSID: 21589197	
Activities / Phase: Feasibility Study & Remedy Selection, Remedial Investigations											
Operating GF - Pvt/Local	Operating GF - Federal	Operating Recovered LUST	Operating STCA	Operating ELSA	Operating Subtotal	Capital State Building	Capital CSA	Capital STCA	Capital ELSA	Capital Subtotal	Total All Funds
					\$0	\$3,348		\$105,320		\$108,667	\$108,667
Site: Ellensburg City Shop				Status: Cleanup Started		Rank:		LD: 13		CSID: 6486 FSID: 66382145	
Activities / Phase: Remedial Investigations											
Operating GF - Pvt/Local	Operating GF - Federal	Operating Recovered LUST	Operating STCA	Operating ELSA	Operating Subtotal	Capital State Building	Capital CSA	Capital STCA	Capital ELSA	Capital Subtotal	Total All Funds
					\$0			\$9,279		\$9,279	\$9,279
Site: Kittitas County Lower County Shop				Status: Awaiting Cleanup		Rank:		LD: 13		CSID: 13017 FSID: 61983379	
Activities / Phase: Remedial Investigations											
Operating GF - Pvt/Local	Operating GF - Federal	Operating Recovered LUST	Operating STCA	Operating ELSA	Operating Subtotal	Capital State Building	Capital CSA	Capital STCA	Capital ELSA	Capital Subtotal	Total All Funds
					\$0			\$10,389		\$10,389	\$10,389
Site: WA DOT Ellensburg Maintenance Site				Status: NFA		Rank:		LD: 13		CSID: 6855 FSID: 91826144	
Activities / Phase: Remedial Investigations											
Operating GF - Pvt/Local	Operating GF - Federal	Operating Recovered LUST	Operating STCA	Operating ELSA	Operating Subtotal	Capital State Building	Capital CSA	Capital STCA	Capital ELSA	Capital Subtotal	Total All Funds
					\$0			\$5,175		\$5,175	\$5,175
Klickitat County											
Site: Klickitat County Road Dept Goldendale Shop Wash Pad				Status: Cleanup Started		Rank: 3		LD: 14		CSID: 3497 FSID: 35691825	
Activities / Phase: Remedial Investigations											
Operating GF - Pvt/Local	Operating GF - Federal	Operating Recovered LUST	Operating STCA	Operating ELSA	Operating Subtotal	Capital State Building	Capital CSA	Capital STCA	Capital ELSA	Capital Subtotal	Total All Funds
					\$0			\$4,149		\$4,149	\$4,149

Klickitat County (continued)											
Site: Klickitat Valley Sawmills Inc			Status: Cleanup Started			Rank: 2		LD: 14		CSID: 4200 FSID: 32313865	
Activities / Phase: Remedial Investigations											
Operating GF - Pvt/Local	Operating GF - Federal	Operating Recovered LUST	Operating STCA	Operating ELSA	Operating Subtotal	Capital State Building	Capital CSA	Capital STCA	Capital ELSA	Capital Subtotal	Total All Funds
					\$0			\$4,362		\$4,362	\$4,362
Lincoln County											
Site: Priceless Gas			Status: CC-Perf. Monitoring			Rank:		LD: 13		CSID: 5945 FSID: 36318758	
Activities / Phase: Post-Construction Operation & Maint/Monitoring											
Operating GF - Pvt/Local	Operating GF - Federal	Operating Recovered LUST	Operating STCA	Operating ELSA	Operating Subtotal	Capital State Building	Capital CSA	Capital STCA	Capital ELSA	Capital Subtotal	Total All Funds
					\$0			\$16,641		\$16,641	\$16,641
Mason County											
Site: MATLOCK GENERAL STORE			Status: Cleanup Started			Rank: 2		LD: 35		CSID: 8633 FSID: 29739935	
Activities / Phase: Remedial Investigations											
Operating GF - Pvt/Local	Operating GF - Federal	Operating Recovered LUST	Operating STCA	Operating ELSA	Operating Subtotal	Capital State Building	Capital CSA	Capital STCA	Capital ELSA	Capital Subtotal	Total All Funds
					\$0			\$18,327		\$18,327	\$18,327
Pend Oreille County											
Site: AIRPORT KWIK STOP			Status: Cleanup Started			Rank:		LD: 7		CSID: 4203 FSID: 32584416	
Activities / Phase: Emergency Actions/Interim Actions											
Operating GF - Pvt/Local	Operating GF - Federal	Operating Recovered LUST	Operating STCA	Operating ELSA	Operating Subtotal	Capital State Building	Capital CSA	Capital STCA	Capital ELSA	Capital Subtotal	Total All Funds
					\$0	\$2,266			\$132,914	\$135,180	\$135,180

Pierce County												
Site: 1913 MARINE VIEW DR			Status: Cleanup Started			Rank: 2		LD: 27		CSID: 3671		FSID: 1213
Activities / Phase: Remedial Investigations												
Operating GF - Pvt/Local	Operating GF - Federal	Operating Recovered LUST	Operating STCA	Operating ELSA	Operating Subtotal	Capital State Building	Capital CSA	Capital STCA	Capital ELSA	Capital Subtotal	Total All Funds	
			\$245		\$245					\$0	\$245	
Site: ALADDIN PLATING CO INC			Status: Cleanup Started			Rank: 2		LD: 27		CSID: 3257		FSID: 1277
Activities / Phase: Construction, Engineering Design												
Operating GF - Pvt/Local	Operating GF - Federal	Operating Recovered LUST	Operating STCA	Operating ELSA	Operating Subtotal	Capital State Building	Capital CSA	Capital STCA	Capital ELSA	Capital Subtotal	Total All Funds	
			\$1,963		\$1,963	\$11,583		\$560,206		\$571,789	\$573,751	
Site: Asarco Tacoma Smelter Site			Status: Cleanup Started			Rank: 0		LD: 27		CSID: 3657		FSID: 89267963
Activities / Phase: Construction, Engineering Design, Other-Non Cleanup, Post-Construction Operation & Maint/Monitoring, Program Support												
Operating GF - Pvt/Local	Operating GF - Federal	Operating Recovered LUST	Operating STCA	Operating ELSA	Operating Subtotal	Capital State Building	Capital CSA	Capital STCA	Capital ELSA	Capital Subtotal	Total All Funds	
					\$0		\$5,292,236			\$5,292,236	\$5,292,236	
Site: COMMENCEMENT BAY NEARSHORE TIDEFLATS			Status: Cleanup Started			Rank: 0		LD: 27		CSID: 3032		FSID: 42
Activities / Phase: Construction, Post-Construction Operation & Maint/Monitoring												
Operating GF - Pvt/Local	Operating GF - Federal	Operating Recovered LUST	Operating STCA	Operating ELSA	Operating Subtotal	Capital State Building	Capital CSA	Capital STCA	Capital ELSA	Capital Subtotal	Total All Funds	
	\$381,175				\$381,175					\$0	\$381,175	
Site: LAKEWOOD PONDERS CORNER			Status: CC-O&M/Monitoring			Rank: 0		LD: 29		CSID: 735		FSID: 224
Activities / Phase: Construction, Engineering Design												
Operating GF - Pvt/Local	Operating GF - Federal	Operating Recovered LUST	Operating STCA	Operating ELSA	Operating Subtotal	Capital State Building	Capital CSA	Capital STCA	Capital ELSA	Capital Subtotal	Total All Funds	
			\$580		\$580	\$1,172,031		\$872,446		\$2,044,477	\$2,045,057	

Pierce County (continued)											
Site: OCCIDENTAL CHEMICAL CORP			Status: Cleanup Started			Rank: LD: 27		CSID: 4326		FSID: 1212	
Activities / Phase: Engineering Design, Feasibility Study & Remedy Selection											
Operating GF - Pvt/Local	Operating GF - Federal	Operating Recovered LUST	Operating STCA	Operating ELSA	Operating Subtotal	Capital State Building	Capital CSA	Capital STCA	Capital ELSA	Capital Subtotal	Total All Funds
			\$235,716		\$235,716					\$0	\$235,716
Site: Pacific Functional Fluids LLC Tacoma			Status: Cleanup Started			Rank: 1 LD: 27		CSID: 4329		FSID: 1239	
Activities / Phase: Post-Construction Operation & Maint/Monitoring											
Operating GF - Pvt/Local	Operating GF - Federal	Operating Recovered LUST	Operating STCA	Operating ELSA	Operating Subtotal	Capital State Building	Capital CSA	Capital STCA	Capital ELSA	Capital Subtotal	Total All Funds
					\$0			\$481,025		\$481,025	\$481,025
Site: Point Defiance Trail			Status:			Rank: LD:		CSID: -99023		FSID:	
Activities / Phase: Construction											
Operating GF - Pvt/Local	Operating GF - Federal	Operating Recovered LUST	Operating STCA	Operating ELSA	Operating Subtotal	Capital State Building	Capital CSA	Capital STCA	Capital ELSA	Capital Subtotal	Total All Funds
					\$0		\$393,626			\$393,626	\$393,626
Site: WELL 12A			Status: CC-Perf. Monitoring			Rank: 0 LD: 29		CSID: 135		FSID: 222	
Activities / Phase: Construction											
Operating GF - Pvt/Local	Operating GF - Federal	Operating Recovered LUST	Operating STCA	Operating ELSA	Operating Subtotal	Capital State Building	Capital CSA	Capital STCA	Capital ELSA	Capital Subtotal	Total All Funds
			\$141,581	\$31,079	\$172,660					\$0	\$172,660
Skagit County											
Site: CUSTOM PLYWOOD MILL			Status: Cleanup Started			Rank: 1 LD: 40		CSID: 4533		FSID: 2685	
Activities / Phase: Engineering Design											
Operating GF - Pvt/Local	Operating GF - Federal	Operating Recovered LUST	Operating STCA	Operating ELSA	Operating Subtotal	Capital State Building	Capital CSA	Capital STCA	Capital ELSA	Capital Subtotal	Total All Funds
					\$0				\$31,422	\$31,422	\$31,422

Skagit County (continued)												
Site: Herbs Muffler & Tune Up Center			Status: Cleanup Started			Rank: 3		LD: 39		CSID: 7104		FSID: 60892684
Activities / Phase: Remedial Investigations												
Operating GF - Pvt/Local	Operating GF - Federal	Operating Recovered LUST	Operating STCA	Operating ELSA	Operating Subtotal	Capital State Building	Capital CSA	Capital STCA	Capital ELSA	Capital Subtotal	Total All Funds	
			\$48,167		\$48,167					\$0	\$48,167	
Site: MARCH POINT LANDFILL			Status: Cleanup Started			Rank: 2		LD: 40		CSID: 304		FSID: 2662
Activities / Phase: Remedial Investigations												
Operating GF - Pvt/Local	Operating GF - Federal	Operating Recovered LUST	Operating STCA	Operating ELSA	Operating Subtotal	Capital State Building	Capital CSA	Capital STCA	Capital ELSA	Capital Subtotal	Total All Funds	
			\$245		\$245					\$0	\$245	
Site: Scott Paper Mill			Status: CC-Perf. Monitoring			Rank: 2		LD: 40		CSID: 4520		FSID: 8122259
Activities / Phase: Remedial Investigations												
Operating GF - Pvt/Local	Operating GF - Federal	Operating Recovered LUST	Operating STCA	Operating ELSA	Operating Subtotal	Capital State Building	Capital CSA	Capital STCA	Capital ELSA	Capital Subtotal	Total All Funds	
			\$245		\$245					\$0	\$245	
Site: Truck City Truck Stop			Status: NFA			Rank: 3		LD: 10		CSID: 5176		FSID: 2673
Activities / Phase: Remedial Investigations												
Operating GF - Pvt/Local	Operating GF - Federal	Operating Recovered LUST	Operating STCA	Operating ELSA	Operating Subtotal	Capital State Building	Capital CSA	Capital STCA	Capital ELSA	Capital Subtotal	Total All Funds	
			\$245		\$245					\$0	\$245	
Snohomish County												
Site: American Legion			Status: Cleanup Started			Rank:		LD: 44		CSID: 10597		FSID: 81358479
Activities / Phase: Engineering Design												
Operating GF - Pvt/Local	Operating GF - Federal	Operating Recovered LUST	Operating STCA	Operating ELSA	Operating Subtotal	Capital State Building	Capital CSA	Capital STCA	Capital ELSA	Capital Subtotal	Total All Funds	
					\$0				\$2,353	\$2,353	\$2,353	

Snohomish County (continued)												
Site: BOEING EVERETT			Status: Cleanup Started			Rank: 2		LD: 38		CSID: 4534		FSID: 2703
Activities / Phase: Feasibility Study & Remedy Selection												
Operating GF - Pvt/Local	Operating GF - Federal	Operating Recovered LUST	Operating STCA	Operating ELSA	Operating Subtotal	Capital State Building	Capital CSA	Capital STCA	Capital ELSA	Capital Subtotal	Total All Funds	
			\$100,429		\$100,429					\$0	\$100,429	
Site: Everett Parks			Status:			Rank:		LD:		CSID: -99027		FSID:
Activities / Phase: Construction, Engineering Design												
Operating GF - Pvt/Local	Operating GF - Federal	Operating Recovered LUST	Operating STCA	Operating ELSA	Operating Subtotal	Capital State Building	Capital CSA	Capital STCA	Capital ELSA	Capital Subtotal	Total All Funds	
					\$0	\$853,273			\$92,288	\$945,562	\$945,562	
Site: Everett Smelter			Status: Cleanup Started			Rank: 1		LD: 38		CSID: 4298		FSID: 2744
Activities / Phase: Construction, Engineering Design, Feasibility Study & Remedy Selection, Post-Construction Operation & Maint/Monitoring, Remedial Investigations												
Operating GF - Pvt/Local	Operating GF - Federal	Operating Recovered LUST	Operating STCA	Operating ELSA	Operating Subtotal	Capital State Building	Capital CSA	Capital STCA	Capital ELSA	Capital Subtotal	Total All Funds	
					\$0		\$5,749,337			\$5,749,337	\$5,749,337	
Site: Filbert Drive Bothell			Status: Cleanup Started			Rank:		LD: 1		CSID: 10081		FSID: 66265148
Activities / Phase: Remedial Investigations												
Operating GF - Pvt/Local	Operating GF - Federal	Operating Recovered LUST	Operating STCA	Operating ELSA	Operating Subtotal	Capital State Building	Capital CSA	Capital STCA	Capital ELSA	Capital Subtotal	Total All Funds	
			\$38,761		\$38,761					\$0	\$38,761	
Site: G & G Meats			Status: Cleanup Started			Rank:		LD: 44		CSID: 10522		FSID: 78412773
Activities / Phase: Remedial Investigations												
Operating GF - Pvt/Local	Operating GF - Federal	Operating Recovered LUST	Operating STCA	Operating ELSA	Operating Subtotal	Capital State Building	Capital CSA	Capital STCA	Capital ELSA	Capital Subtotal	Total All Funds	
			\$36,431		\$36,431					\$0	\$36,431	

Snohomish County (continued)											
Site: Jiffy Lube Store 2068			Status: Cleanup Started			Rank:		LD: 32		CSID: 5805 FSID: 27496218	
Activities / Phase: Feasibility Study & Remedy Selection, Remedial Investigations											
Operating GF - Pvt/Local	Operating GF - Federal	Operating Recovered LUST	Operating STCA	Operating ELSA	Operating Subtotal	Capital State Building	Capital CSA	Capital STCA	Capital ELSA	Capital Subtotal	Total All Funds
			\$7,120		\$7,120					\$0	\$7,120
Site: Kimberly-Clark Worldwide			Status: Cleanup Started			Rank: 4		LD: 38		CSID: 2569 FSID: 9	
Activities / Phase: Remedial Investigations											
Operating GF - Pvt/Local	Operating GF - Federal	Operating Recovered LUST	Operating STCA	Operating ELSA	Operating Subtotal	Capital State Building	Capital CSA	Capital STCA	Capital ELSA	Capital Subtotal	Total All Funds
			\$490		\$490					\$0	\$490
Site: Monte Cristo Mining Area			Status: Cleanup Started			Rank: 1		LD: 39		CSID: 4550 FSID: 2251399	
Activities / Phase: Remedial Investigations											
Operating GF - Pvt/Local	Operating GF - Federal	Operating Recovered LUST	Operating STCA	Operating ELSA	Operating Subtotal	Capital State Building	Capital CSA	Capital STCA	Capital ELSA	Capital Subtotal	Total All Funds
					\$0		\$34,987			\$34,987	\$34,987
Site: Unocal Edmonds Bulk Fuel Terminal 0178			Status: Cleanup Started			Rank: 1		LD: 21		CSID: 5180 FSID: 2720	
Activities / Phase: Remedial Investigations											
Operating GF - Pvt/Local	Operating GF - Federal	Operating Recovered LUST	Operating STCA	Operating ELSA	Operating Subtotal	Capital State Building	Capital CSA	Capital STCA	Capital ELSA	Capital Subtotal	Total All Funds
			\$244		\$244					\$0	\$244
Spokane County											
Site: Heart Seed Company			Status: NFA			Rank:		LD: 9		CSID: 7659 FSID: 5682101	
Activities / Phase: Feasibility Study & Remedy Selection											
Operating GF - Pvt/Local	Operating GF - Federal	Operating Recovered LUST	Operating STCA	Operating ELSA	Operating Subtotal	Capital State Building	Capital CSA	Capital STCA	Capital ELSA	Capital Subtotal	Total All Funds
					\$0			\$1,263		\$1,263	\$1,263

Spokane County (continued)												
Site: MARSHALL LANDFILL			Status: Cleanup Started			Rank: 4		LD: 6		CSID: 1022		FSID: 648
Activities / Phase: Remedial Investigations												
Operating GF - Pvt/Local	Operating GF - Federal	Operating Recovered LUST	Operating STCA	Operating ELSA	Operating Subtotal	Capital State Building	Capital CSA	Capital STCA	Capital ELSA	Capital Subtotal	Total All Funds	
					\$0			\$88,966		\$88,966	\$88,966	
Stevens County												
Site: COLVILLE POST & POLES			Status: Cleanup Started			Rank: 3		LD: 7		CSID: 46		FSID: 765
Activities / Phase: Remedial Investigations												
Operating GF - Pvt/Local	Operating GF - Federal	Operating Recovered LUST	Operating STCA	Operating ELSA	Operating Subtotal	Capital State Building	Capital CSA	Capital STCA	Capital ELSA	Capital Subtotal	Total All Funds	
					\$0			\$202,678		\$202,678	\$202,678	
Site: DAWSON TRUCKING INC			Status: Cleanup Started			Rank: 5		LD: 7		CSID: 8618		FSID: 29392677
Activities / Phase: Remedial Investigations												
Operating GF - Pvt/Local	Operating GF - Federal	Operating Recovered LUST	Operating STCA	Operating ELSA	Operating Subtotal	Capital State Building	Capital CSA	Capital STCA	Capital ELSA	Capital Subtotal	Total All Funds	
					\$0			\$13,715		\$13,715	\$13,715	
Site: LeRoi Co Smelter			Status: CC-O&M/Monitoring			Rank: 1		LD: 7		CSID: 47		FSID: 767
Activities / Phase: Feasibility Study & Remedy Selection, Program Support, Remedial Investigations												
Operating GF - Pvt/Local	Operating GF - Federal	Operating Recovered LUST	Operating STCA	Operating ELSA	Operating Subtotal	Capital State Building	Capital CSA	Capital STCA	Capital ELSA	Capital Subtotal	Total All Funds	
					\$0			\$52,256		\$52,256	\$52,256	
Site: Upper Columbia River Lake Roosevelt Site			Status: Cleanup Started			Rank:		LD: 7		CSID: 12125		FSID: 17013
Activities / Phase: Program Support												
Operating GF - Pvt/Local	Operating GF - Federal	Operating Recovered LUST	Operating STCA	Operating ELSA	Operating Subtotal	Capital State Building	Capital CSA	Capital STCA	Capital ELSA	Capital Subtotal	Total All Funds	
			\$11,000		\$11,000					\$0	\$11,000	

Stevens County (continued)											
Site: VAN STONE MINE			Status: Cleanup Started			Rank: 1		LD: 7		CSID: 461 FSID: 1554858	
Activities / Phase: Feasibility Study & Remedy Selection											
Operating GF - Pvt/Local	Operating GF - Federal	Operating Recovered LUST	Operating STCA	Operating ELSA	Operating Subtotal	Capital State Building	Capital CSA	Capital STCA	Capital ELSA	Capital Subtotal	Total All Funds
					\$0		\$1,997			\$1,997	\$1,997
Thurston County											
Site: FRANKS PROPERTY			Status: Awaiting Cleanup			Rank: 1		LD: 22		CSID: 11658 FSID: 4267	
Activities / Phase: Legislatively Directed Investments											
Operating GF - Pvt/Local	Operating GF - Federal	Operating Recovered LUST	Operating STCA	Operating ELSA	Operating Subtotal	Capital State Building	Capital CSA	Capital STCA	Capital ELSA	Capital Subtotal	Total All Funds
			\$28,695	\$6,299	\$34,994					\$0	\$34,994
Wahkiakum County											
Site: WAHKIAKUM CO RD DEPT SHOP 3			Status: Cleanup Started			Rank: 3		LD: 19		CSID: 10171 FSID: 68575262	
Activities / Phase: Remedial Investigations											
Operating GF - Pvt/Local	Operating GF - Federal	Operating Recovered LUST	Operating STCA	Operating ELSA	Operating Subtotal	Capital State Building	Capital CSA	Capital STCA	Capital ELSA	Capital Subtotal	Total All Funds
					\$0			\$19,049		\$19,049	\$19,049
Walla Walla County											
Site: Schwerin Concaves Walla Walla			Status: Cleanup Started			Rank: 2		LD: 16		CSID: 3956 FSID: 11293827	
Activities / Phase: Construction, Engineering Design, Remedial Investigations											
Operating GF - Pvt/Local	Operating GF - Federal	Operating Recovered LUST	Operating STCA	Operating ELSA	Operating Subtotal	Capital State Building	Capital CSA	Capital STCA	Capital ELSA	Capital Subtotal	Total All Funds
					\$0			\$53,527		\$53,527	\$53,527

Walla Walla County (continued)												
Site: Stubblefield Salvage Yard			Status: Cleanup Started			Rank: 1		LD: 16		CSID: 4121		FSID: 1367331
Activities / Phase: Feasibility Study & Remedy Selection, Remedial Investigations												
Operating GF - Pvt/Local	Operating GF - Federal	Operating Recovered LUST	Operating STCA	Operating ELSA	Operating Subtotal	Capital State Building	Capital CSA	Capital STCA	Capital ELSA	Capital Subtotal	Total All Funds	
					\$0			\$134,967		\$134,967	\$134,967	
Whatcom County												
Site: Acme General Store			Status: Cleanup Started			Rank:		LD: 42		CSID: 9179		FSID: 43469149
Activities / Phase: Remedial Investigations												
Operating GF - Pvt/Local	Operating GF - Federal	Operating Recovered LUST	Operating STCA	Operating ELSA	Operating Subtotal	Capital State Building	Capital CSA	Capital STCA	Capital ELSA	Capital Subtotal	Total All Funds	
					\$0			\$70,878		\$70,878	\$70,878	
Site: Chevron 90619			Status: Cleanup Started			Rank: 4		LD: 42		CSID: 8836		FSID: 35363194
Activities / Phase: Remedial Investigations												
Operating GF - Pvt/Local	Operating GF - Federal	Operating Recovered LUST	Operating STCA	Operating ELSA	Operating Subtotal	Capital State Building	Capital CSA	Capital STCA	Capital ELSA	Capital Subtotal	Total All Funds	
			\$193		\$193					\$0	\$193	
Site: Pilot Travel Ctr 583 Surface Spill			Status: NFA			Rank:		LD: 42		CSID: 12261		FSID: 82994761
Activities / Phase: Emergency Actions/Interim Actions												
Operating GF - Pvt/Local	Operating GF - Federal	Operating Recovered LUST	Operating STCA	Operating ELSA	Operating Subtotal	Capital State Building	Capital CSA	Capital STCA	Capital ELSA	Capital Subtotal	Total All Funds	
			\$2,321		\$2,321					\$0	\$2,321	
Site: PSI Bellingham Bay (Multiple / Areawide)			Status:			Rank:		LD:		CSID: -99006		FSID:
Activities / Phase: Construction, Engineering Design												
Operating GF - Pvt/Local	Operating GF - Federal	Operating Recovered LUST	Operating STCA	Operating ELSA	Operating Subtotal	Capital State Building	Capital CSA	Capital STCA	Capital ELSA	Capital Subtotal	Total All Funds	
					\$0			\$111,024	\$31,998	\$143,022	\$143,022	

Whatcom County (continued)												
Site: Swift Creek			Status:			Rank:		LD:		CSID: -99025		FSID:
Activities / Phase: Construction, Engineering Design												
Operating GF - Pvt/Local	Operating GF - Federal	Operating Recovered LUST	Operating STCA	Operating ELSA	Operating Subtotal	Capital State Building	Capital CSA	Capital STCA	Capital ELSA	Capital Subtotal	Total All Funds	
					\$0	\$1,000,000				\$1,000,000	\$1,000,000	
Yakima County												
Site: Birchfield Rd USTs			Status: Cleanup Started			Rank:		LD: 15		CSID: 11891		FSID: 24043
Activities / Phase: Remedial Investigations												
Operating GF - Pvt/Local	Operating GF - Federal	Operating Recovered LUST	Operating STCA	Operating ELSA	Operating Subtotal	Capital State Building	Capital CSA	Capital STCA	Capital ELSA	Capital Subtotal	Total All Funds	
					\$0			\$6,879		\$6,879	\$6,879	
Site: Frank Wear Cleaners			Status: Cleanup Started			Rank: 1		LD: 14		CSID: 4194		FSID: 444
Activities / Phase: Post-Construction Operation & Maint/Monitoring												
Operating GF - Pvt/Local	Operating GF - Federal	Operating Recovered LUST	Operating STCA	Operating ELSA	Operating Subtotal	Capital State Building	Capital CSA	Capital STCA	Capital ELSA	Capital Subtotal	Total All Funds	
					\$0				\$54,888	\$54,888	\$54,888	
Site: Future Papa Murphys			Status: Awaiting Cleanup			Rank:		LD: 15		CSID: 12922		FSID: 8639
Activities / Phase: Remedial Investigations												
Operating GF - Pvt/Local	Operating GF - Federal	Operating Recovered LUST	Operating STCA	Operating ELSA	Operating Subtotal	Capital State Building	Capital CSA	Capital STCA	Capital ELSA	Capital Subtotal	Total All Funds	
					\$0			\$3,650		\$3,650	\$3,650	
Site: Gold Nugget Market			Status: Cleanup Started			Rank: 5		LD: 15		CSID: 5818		FSID: 28575673
Activities / Phase: Remedial Investigations												
Operating GF - Pvt/Local	Operating GF - Federal	Operating Recovered LUST	Operating STCA	Operating ELSA	Operating Subtotal	Capital State Building	Capital CSA	Capital STCA	Capital ELSA	Capital Subtotal	Total All Funds	
					\$0			\$5,992		\$5,992	\$5,992	

Yakima County (continued)											
Site: La Rosita Bakery				Status: Cleanup Started		Rank: 2		LD: 15		CSID: 4924 FSID: 491	
Activities / Phase: Remedial Investigations											
Operating GF - Pvt/Local	Operating GF - Federal	Operating Recovered LUST	Operating STCA	Operating ELSA	Operating Subtotal	Capital State Building	Capital CSA	Capital STCA	Capital ELSA	Capital Subtotal	Total All Funds
					\$0			\$6,543		\$6,543	\$6,543
Site: Tiger Oil N 1st St Fmr 6013				Status: Cleanup Started		Rank: 3		LD: 15		CSID: 4922 FSID: 477	
Activities / Phase: Remedial Investigations											
Operating GF - Pvt/Local	Operating GF - Federal	Operating Recovered LUST	Operating STCA	Operating ELSA	Operating Subtotal	Capital State Building	Capital CSA	Capital STCA	Capital ELSA	Capital Subtotal	Total All Funds
					\$0			\$5,970		\$5,970	\$5,970
Site: Yakima County Ahtanum Youth Park				Status: Cleanup Started		Rank:		LD: 15		CSID: 5528 FSID: 11497931	
Activities / Phase: Remedial Investigations											
Operating GF - Pvt/Local	Operating GF - Federal	Operating Recovered LUST	Operating STCA	Operating ELSA	Operating Subtotal	Capital State Building	Capital CSA	Capital STCA	Capital ELSA	Capital Subtotal	Total All Funds
					\$0			\$12,541		\$12,541	\$12,541
Site: Yakima County Maintenance Shop Yakima				Status: Cleanup Started		Rank:		LD: 15		CSID: 5358 FSID: 5317499	
Activities / Phase: Remedial Investigations											
Operating GF - Pvt/Local	Operating GF - Federal	Operating Recovered LUST	Operating STCA	Operating ELSA	Operating Subtotal	Capital State Building	Capital CSA	Capital STCA	Capital ELSA	Capital Subtotal	Total All Funds
					\$0			\$3,857		\$3,857	\$3,857
Site: Yakima County Parking Lot				Status: Awaiting Cleanup		Rank:		LD: 14		CSID: 11890 FSID: 12808	
Activities / Phase: Remedial Investigations											
Operating GF - Pvt/Local	Operating GF - Federal	Operating Recovered LUST	Operating STCA	Operating ELSA	Operating Subtotal	Capital State Building	Capital CSA	Capital STCA	Capital ELSA	Capital Subtotal	Total All Funds
					\$0			\$3,602		\$3,602	\$3,602

Z-MultiSites												
Site: LUST-Related (Multiple Sites)			Status:			Rank:			LD:		CSID: -99015	FSID:
Activities / Phase: Legislatively Directed Investments, Remedial Investigations, Site Hazard Assessment/Initial Investigation												
Operating GF - Pvt/Local	Operating GF - Federal	Operating Recovered LUST	Operating STCA	Operating ELSA	Operating Subtotal	Capital State Building	Capital CSA	Capital STCA	Capital ELSA	Capital Subtotal	Total All Funds	
	\$205,200	\$935	\$22,800		\$228,935					\$0	\$228,935	
Site: Multi-Site OR Areawide Project			Status:			Rank:			LD:		CSID: -99999	FSID:
Activities / Phase: Areawide Groundwater, Construction, Feasibility Study & Remedy Selection, Integrated Planning Activities, Other-Non Cleanup, Post-Construction Operation & Maint/Monitoring, Program Support, Remedial Investigations, Site Hazard Assessment/Initial Investigation												
Operating GF - Pvt/Local	Operating GF - Federal	Operating Recovered LUST	Operating STCA	Operating ELSA	Operating Subtotal	Capital State Building	Capital CSA	Capital STCA	Capital ELSA	Capital Subtotal	Total All Funds	
	\$774,478		\$21,063	\$153,586	\$949,127					\$0	\$949,127	
Z-Other												
Site: Info & Policy Section General			Status:			Rank:			LD:		CSID: -77001	FSID:
Activities / Phase: Legislatively Directed Investments, Other-Non Cleanup, Post-Construction Operation & Maint/Monitoring, Program Support												
Operating GF - Pvt/Local	Operating GF - Federal	Operating Recovered LUST	Operating STCA	Operating ELSA	Operating Subtotal	Capital State Building	Capital CSA	Capital STCA	Capital ELSA	Capital Subtotal	Total All Funds	
	\$29,997		\$9,312	\$1,312	\$40,622				\$5,696	\$5,696	\$46,318	
Site: Contracts / Work Supportive of Cleanup			Status:			Rank:			LD:		CSID: -77002	FSID:
Activities / Phase: Feasibility Study & Remedy Selection, Other-Non Cleanup, Program Support, Remedial Investigations, Site Hazard Assessment/Initial Investigation												
Operating GF - Pvt/Local	Operating GF - Federal	Operating Recovered LUST	Operating STCA	Operating ELSA	Operating Subtotal	Capital State Building	Capital CSA	Capital STCA	Capital ELSA	Capital Subtotal	Total All Funds	
			\$8,407	\$17,707	\$26,114	\$1,420		\$8,300		\$9,720	\$35,833	
Site: Other - Not Site-Specific			Status:			Rank:			LD:		CSID: -77777	FSID:
Activities / Phase: Construction, Other-Non Cleanup, Program Support, Remedial Investigations												
Operating GF - Pvt/Local	Operating GF - Federal	Operating Recovered LUST	Operating STCA	Operating ELSA	Operating Subtotal	Capital State Building	Capital CSA	Capital STCA	Capital ELSA	Capital Subtotal	Total All Funds	
			\$13,718	\$2,631	\$16,349					\$0	\$16,349	

Grand Totals:											
Operating GF - Pvt/Local	Operating GF - Federal	Operating Recovered LUST	Operating STCA	Operating ELSA	Operating Subtotal	Capital State Building	Capital CSA	Capital STCA	Capital ELSA	Capital Subtotal	Total All Funds
\$156,080	\$1,425,225	\$935	\$2,042,718	\$719,402	\$4,344,360	\$3,376,485	\$11,734,232	\$6,045,672	\$484,052	\$21,640,441	\$25,984,800

Note: Numbers may not add due to rounding.

Appendix F: Public Participation Grants (PPG) Financial Table

- Chapter 4 discusses this table.
- Refer to Acronyms & Abbreviations at the beginning of this report for acronyms found in this appendix.

Public Participation Grants (PPG) Financial Table

Recipient Name for 2017-19 Biennium	Public Participation Grant Number	Environmental Legacy Stewardship Account (ELSA)		Brief Description of Work
		Total Grant Award	2017-19 Biennium Expenditures	
Latino Community Fund of Washington (on behalf of Front and Centered)	W2RPPG-1719-LatCFW-00060	\$120,000	\$120,000	The Mapping To Mobilizing Project- Identifying and mapping highly impacted communities near hazardous waste sites.
Columbia Riverkeeper	W2RPPG-1719-ColRiv-00030	\$120,000	\$120,000	A Vision for Hanford- Conducting outreach to Yakama Nation citizens and Washington residents to engage in cleanup decisions on the Hanford nuclear site.
Duwamish River Cleanup Coalition	W2RPPG-1719-DuRiCC-00011	\$120,000	\$120,000	Duwamish River Cleanup Community Engagement Project- Community education and outreach to residents, tribal members, waterfront users, and environmental justice advocates in the Duwamish River Superfund/MTCA site.
Sustainable Connections	W2RPPG-1719-SusCon-00022	\$100,000	\$100,000	Toward Zero Waste: Food Redistribution Initiative- Reducing food waste by redistributing unclaimed food from restaurants and events to individuals who use services from hot meal distribution organizations.
Zero Waste Washington	W2RPPG-1719-ZeWaWa-00049	\$120,000	\$120,000	Repair Cafes for Waste Prevention in Tacoma- At "repair cafes", residents bring broken items ranging from small appliances to clothing to be repaired for free by community members.
Futurewise	W2RPPG-1719-Future-00006	\$119,990	\$119,990	Algona/Auburn Groundwater Plume Community Education and Participation- Community education and outreach related to groundwater plumes associated with the Boeing Fabrication Auburn site.
Mt. Baker Housing	W2RPPG-1719-MtBaHo-00066	\$119,050	\$42,068	Mt Baker Healthy Neighborhood Center- Technical work groups and public meetings on contaminated site cleanups and improvements to community waste reduction and recycling collection.
Columbia Springs	W2RPPG-1719-ColSpr-00001	\$120,000	\$120,000	Clark County Repair Café- Repair cafes throughout Clark County targeting low-income neighborhoods.

Public Participation Grants (PPG) Financial Table

Recipient Name for 2017-19 Biennium	Public Participation Grant Number	Environmental Legacy Stewardship Account (ELSA)		Brief Description of Work
		Total Grant Award	2017-19 Biennium Expenditures	
Seattle Tilth (on behalf of the South King Tool Library)	W2RPPG-1719-SeaTil-00015	\$104,530	\$104,530	South King Tool Library- Establish and promote usage of a tool lending library to reduce waste, facilitate tool sharing, and repair and reuse.
The Lands Council	W2RPPG-1719-TLC-00018	\$90,000	\$90,000	Improving Public Health, Water Quality, & Stewardship of the Spokane River- Raising awareness of health risks in low-income/non-English speaking communities from PCB contamination in the Spokane River.
Latino Community Fund of Washington	W2RPPG-1719-LatCFW-00048	\$110,000	\$110,000	Bilingual Waste Management Education and Outreach for Latino Community- Providing bilingual education, outreach, and avenues for Latino community members in Central Washington to engage in sustainable waste management practices.
Thurston County Food Bank	W2RPPG-1719-THCOFB-00065	\$85,650	\$85,563	Waste Less Food- Increasing the amount of perishable edible food diverted from disposal to hunger relief organizations in Thurston County.
Center For Justice	W2RPPG-1719-CenfJu-00064	\$100,362	\$100,362	Spokane River Toxics Education and Reduction Project- Public education and outreach on toxic contamination, ongoing cleanup efforts, and actions that community members can take at home.
Seattle Tilth	W2RPPG-1719-SeaTil-00003	\$120,000	\$120,000	Community Education Around Food Waste Prevention- Classes and workshops on food waste prevention.
ReUse Works	W2RPPG-1719-ReUWor-00031	\$83,566	\$83,566	Whatcom County Textile Waste Project- Solutions for the community to engage in textile waste reduction via responsible use, reuse, and disposal.
Capitol Hill Housing Foundation	W2RPPG-1719-CaHiHF-00029	\$104,470	\$104,470	CHH Affordable Housing: Healthy Homes Education Program Initiative- Develop and implement guidelines to reduce waste and toxins produced in the construction and operation of their properties.

Public Participation Grants (PPG) Financial Table

Recipient Name for 2017-19 Biennium	Public Participation Grant Number	Environmental Legacy Stewardship Account (ELSA)		Brief Description of Work
		Total Grant Award	2017-19 Biennium Expenditures	
Methow Recycles	W2RPPG-1719-MetRec-00016	\$70,690	\$70,690	Laying the Foundation for Zero Waste in the Methow Valley- Promote waste reduction through repair cafes, education and outreach at public events, multi-lingual education, and volunteer training.
Heart of America Northwest Research Center	W2RPPG-1719-HEANRC-00042	\$120,000	\$120,000	Involving Statewide Public & Highly Impacted Populations in Hanford Cleanup- Involving the public in Hanford cleanup decisions with focused work enabling Native American, Latinx, and other highly exposed populations to comment on cleanup decisions.
Citizens for a Healthy Bay	W2RPPG-1719-CiHeBa-00004	\$120,000	\$120,000	Commencement Bay and Puyallup River Watershed Pollution Prevention Project- Engage citizens in hazardous site cleanups through public forums and workshops, bay patrols, and habitat restoration and storm drain marking events.
Lake Roosevelt Forum	W2RPPG-1719-LaRoFo-00013	\$45,400	\$45,400	Community Engagement in EPA Upper Columbia River RI/FS- Public involvement in the cleanup of Lake Roosevelt through conferences, tours, public meetings, outreach materials, a website, and activities with students.
Hanford Challenge	W2RPPG-1719-HanCha-00010	\$120,000	\$120,000	Support and Inspire Public Participation in Hanford Cleanup- Public involvement in the Hanford cleanup with plain-language information provided in public meetings, presentations, and events.
Pacific Northwest Pollution Prevention Resource Center	W2RPPG-1719-PNPPRC-00047	\$94,130	\$94,130	Reducing Contaminants to Puget Sound from Boatyard and Do-It-Yourself Refinishing- Education to boat owners to reduce contamination from do-it-yourself boat restoration/refinishing.
	Total	\$2,307,838	\$2,230,769	

Note: Totals may not add due to rounding.

Appendix G: Site Hazard Assessment (SHA) Grants Financial Table

- Chapter 4 discusses this table.
- Refer to Acronyms & Abbreviations at the beginning of this report for acronyms found in this appendix.

Site Hazard Assessment (SHA) Grants Financial Table

Recipient Name for the 2017–19 Biennium	Remedial Action Grant Number	Local Toxics Control Account	2017–19 Biennium Expenditures
Island County	Tcpra-2016-IsCoPH-00001	4,600	4,600
Skagit County	Tcpra-2016-SkCoHD-00016	6,000	6,000
Snohomish County	Tcpra-2016-SHD-00010	38,400	38,400
Kitsap County	Tcpra-2016-KitPHD-00002	39,500	39,500
Clallam County	Tcpra-2016-CICHHS-00011	4,300	4,300
Clark County	Tcpra-2016-CICoPH-00006	55,600	55,600
Jefferson County	Tcpra-2016-JeCoEh-00005	4,900	4,900
Lewis County	Tcpra-2016-LCPHSS-00003	5,700	5,700
Tacoma Pierce County	Tcpra-2016-TPCoHD-00012	116,800	116,800
Thurston County	Tcpra-2016-ThCoPH-00004	44,900	44,900
Chelan-Douglas County	Tcpra-2016-CDHDEH-00013	5,700	5,700
Northeast Tri County	Tcpra-2016-NTCoHD-00007	3,200	3,200
Total		\$329,600	\$329,600

Appendix H: Hazardous Sites List (HSL) Information as of June 30, 2019

- Chapters 2 and 5 discuss the HSL.
- The HSL is a list of 1,974 contaminated sites that have been assessed and ranked as required under RCW 70.105D.030(2).
- The list includes 15 sites listed by EPA on the National Priorities List (NPL) under the federal Superfund law. NPL sites are identified on the HSL with a rank of zero. NPL sites are managed either by EPA, Ecology, or both in accordance with a memorandum of agreement between the agencies. EPA-Lead sites are tracked by EPA, and are highlighted gray in Appendix H. EPA-Lead sites are excluded from the HSL counts reported in Chapters 2 and 5.
- Refer to Acronyms & Abbreviations at the beginning of this report for acronyms found in this appendix.

Hazardous Sites List (HSL) Information

County	Leg. District	Congress. District	CSID	FSID	Cleanup Site Name	City	Site Status	RANK	Date Added to HSL	Site Description / Source of Contamination / Category
Adams	9	4	1731	564	Crop Production Services Inc Othello	OTHELLO	Awaiting Cleanup	5	8/27/1991	Pesticide Handling
Adams	9	4	1599	565	PUREGRO RITZVILLE	RITZVILLE	Awaiting Cleanup	5	8/27/1991	Pesticide Handling
Adams	9	4	1855	563	T 16 Ranch	LIND	Awaiting Cleanup	5	2/25/1992	Agricultural & Forestry Operations
Adams	9	4	1856	570	WASHTUCNA GRANGE SUPPLY	BENGE	Awaiting Cleanup	3	2/3/2004	Bulk Fuel Storage and Handling
Adams	9	4	1869	568	WASHTUCNA RAILROAD LEASE SITE	WASHTUCNA	Awaiting Cleanup	4	2/3/2004	Bulk Fuel Storage and Handling
Adams	9	4	1730	560	WWT BATUM FACILITY	BATUM	Awaiting Cleanup	5	2/15/1991	Military Facilities; Munitions Related
Adams	9	4	1688	559	CMC REAL ESTATE OTHELLO	OTHELLO	Cleanup Started	5	2/15/1991	Bulk Fuel Storage and Handling
Adams	9	4	1908	557	SOIL & CROP	OTHELLO	Cleanup Started	2	8/31/1990	Pesticide Handling
Asotin	9	5	1942	572	ASOTIN COUNTY LANDFILL	CLARKSTON	Cleanup Started	5	8/27/1991	Landfills and Hazardous Waste Facilities
Benton	8	4	1373	999978	CBC WSU Nurse Training Facility	RICHLAND	Awaiting Cleanup	3	7/22/2007	Other
Benton	8	4	11643	24530	Richland Uptown Shopping Center Parcel 12	RICHLAND	Awaiting Cleanup	3	8/8/2005	Dry Cleaners
Benton	8	4	4412	313	HANFORD 1100 AREA DOE	RICHLAND	Cleanup Complete-Active O&M/Monitoring	0	2/20/1996	Landfills and Hazardous Waste Facilities
Benton	8	4	3887	6412945	US DOE 100-FR-1	RICHLAND	Cleanup Complete-Active O&M/Monitoring	0	7/5/2007	Landfills and Hazardous Waste Facilities
Benton	8	4	3455	154273	US DOE 100-FR-2	RICHLAND	Cleanup Complete-Active O&M/Monitoring	0	7/5/2007	Landfills and Hazardous Waste Facilities
Benton	8	4	2166	7261793	US DOE 100-FR-3	RICHLAND	Cleanup Complete-Active O&M/Monitoring	0	6/6/2007	Landfills and Hazardous Waste Facilities
Benton	8	4	4014	4096480	US DOE 100-IU-2	RICHLAND	Cleanup Complete-Active O&M/Monitoring	0	7/5/2007	Misc Industrial & Commercial Activities
Benton	8	4	3574	8158748	US DOE 100-IU-6	RICHLAND	Cleanup Complete-Active O&M/Monitoring	0	7/5/2007	Misc Industrial & Commercial Activities
Benton	8	4	6650	77113577	7 Eleven 25821	RICHLAND	Cleanup Started	3	2/21/2013	Leaking Underground Storage Tanks
Benton	8	4	7700	6411794	BEAR MART AUTO SALES	KENNEWICK	Cleanup Started	2	6/12/2014	Leaking Underground Storage Tanks
Benton	8	4	7012	319	Ben Franklin Transit Co	RICHLAND	Cleanup Started	3	8/27/1991	Leaking Underground Storage Tanks
Benton	8	4	5798	27223439	CHEVRON STATION 98944	RICHLAND	Cleanup Started	3	1/6/2015	Leaking Underground Storage Tanks
Benton	8	4	4709	312	HANFORD 100 AREA DOE	RICHLAND	Cleanup Started	0	2/20/1996	Landfills and Hazardous Waste Facilities
Benton	8	4	4055	314	HANFORD 200 AREA DOE	RICHLAND	Cleanup Started	0	2/20/1996	Landfills and Hazardous Waste Facilities

Hazardous Sites List (HSL) Information

County	Leg. District	Congress. District	CSID	FSID	Cleanup Site Name	City	Site Status	RANK	Date Added to HSL	Site Description / Source of Contamination / Category
Benton	8	4	4231	315	HANFORD 300 AREA DOE	RICHLAND	Cleanup Started	0	2/20/1996	Misc Industrial & Commercial Activities
Benton	8	4	5992	38214358	Jackpot Food Mart 056	RICHLAND	Cleanup Started	2	2/15/2012	Leaking Underground Storage Tanks
Benton	8	4	4282	85292259	Jerrys Custom Mechanics	WEST RICHLAND	Cleanup Started	3	7/27/2007	Vehicle & Equipment Maintenance
Benton	8	4	4898	333	KENNEWICK U HAUL	KENNEWICK	Cleanup Started	3	8/27/2002	Leaking Underground Storage Tanks
Benton	8	4	7128	78835792	L & L Exxon	RICHLAND	Cleanup Started	2	8/18/2010	Leaking Underground Storage Tanks
Benton	8	4	4894	327	New City Cleaners	RICHLAND	Cleanup Started	1	3/9/1993	Dry Cleaners, Leaking Underground Storage Tanks
Benton	8	4	3746	79167777	Twin City Metals	KENNEWICK	Cleanup Started	1	2/26/2002	Salvage Yards
Benton	8	4	6105	44976422	US BANK FACILITY	RICHLAND	Cleanup Started	3	12/5/2005	Leaking Underground Storage Tanks
Benton	8	4	2703	2378818	US DOE 100-BC-1	RICHLAND	Cleanup Started	0	7/5/2007	Landfills and Hazardous Waste Facilities
Benton	8	4	2724	9700762	US DOE 100-BC-2	RICHLAND	Cleanup Started	0	6/6/2007	Landfills and Hazardous Waste Facilities
Benton	8	4	2155	1927670	US DOE 100-BC-5	RICHLAND	Cleanup Started	0	6/6/2007	Landfills and Hazardous Waste Facilities
Benton	8	4	3877	393245	US DOE 100-DR-1	RICHLAND	Cleanup Started	0	7/5/2007	Landfills and Hazardous Waste Facilities
Benton	8	4	4610	1268683	US DOE 100-DR-2	RICHLAND	Cleanup Started	0	7/5/2007	Landfills and Hazardous Waste Facilities
Benton	8	4	1774	5266750	US DOE 100-HR-1	RICHLAND	Cleanup Started	0	7/5/2007	Landfills and Hazardous Waste Facilities
Benton	8	4	2989	4509019	US DOE 100-HR-2	RICHLAND	Cleanup Started	0	7/5/2007	Landfills and Hazardous Waste Facilities
Benton	8	4	4035	6588489	US DOE 100-HR-3	RICHLAND	Cleanup Started	0	6/6/2007	Landfills and Hazardous Waste Facilities
Benton	8	4	3975	227899	US DOE 100-KR-1	RICHLAND	Cleanup Started	0	7/5/2007	Landfills and Hazardous Waste Facilities
Benton	8	4	2046	1777551	US DOE 100-KR-2	RICHLAND	Cleanup Started	0	7/5/2007	Landfills and Hazardous Waste Facilities
Benton	8	4	2634	6272765	US DOE 100-KR-4	RICHLAND	Cleanup Started	0	6/6/2007	Landfills and Hazardous Waste Facilities
Benton	8	4	2815	8528558	US DOE 100-NR-1	RICHLAND	Cleanup Started	0	7/5/2007	Landfills and Hazardous Waste Facilities
Benton	8	4	2924	6495974	US DOE 100-NR-2	RICHLAND	Cleanup Started	0	6/6/2007	Landfills and Hazardous Waste Facilities
Benton	8	4	11583	9481	US DOE 200-BC-1	Richland	Cleanup Started	0	2/27/2007	NULL
Benton	8	4	2167	7392964	US DOE 200-CW-1	RICHLAND	Cleanup Started	0	6/22/2007	Landfills and Hazardous Waste Facilities
Benton	8	4	384	9613161	US DOE 200-CW-3	RICHLAND	Cleanup Started	0	6/22/2007	Landfills and Hazardous Waste Facilities
Benton	8	4	4251	8848136	US DOE 200-CW-5	RICHLAND	Cleanup Started	0	6/22/2007	Landfills and Hazardous Waste Facilities

Hazardous Sites List (HSL) Information

County	Leg. District	Congress. District	CSID	FSID	Cleanup Site Name	City	Site Status	RANK	Date Added to HSL	Site Description / Source of Contamination / Category
Benton	8	4	11582	7612	US DOE 200-DV-1	Richland	Cleanup Started	0	2/27/2007	NULL
Benton	8	4	11580	19777	US DOE 200-EA-1	Richland	Cleanup Started	0	2/27/2007	NULL
Benton	8	4	182	1503490	US DOE 200-IS-1	RICHLAND	Cleanup Started	0	6/22/2007	Landfills and Hazardous Waste Facilities
Benton	8	4	4641	6600397	US DOE 200-MG-1	RICHLAND	Cleanup Started	0	3/2/2009	Landfills and Hazardous Waste Facilities
Benton	8	4	3989	4302799	US DOE 200-MG-2	RICHLAND	Cleanup Started	0	3/2/2009	Landfills and Hazardous Waste Facilities
Benton	8	4	11581	7528	US DOE 200-OA-1	Richland	Cleanup Started	0	2/27/2007	NULL
Benton	8	4	1108	7919861	US DOE 200-PW-1	RICHLAND	Cleanup Started	0	6/22/2007	Landfills and Hazardous Waste Facilities
Benton	8	4	241	1703585	US DOE 200-PW-3	RICHLAND	Cleanup Started	0	6/27/2007	Landfills and Hazardous Waste Facilities
Benton	8	4	1572	974879	US DOE 200-PW-6	RICHLAND	Cleanup Started	0	6/27/2007	Landfills and Hazardous Waste Facilities
Benton	8	4	987	1711445	US DOE 200-SW-2	RICHLAND	Cleanup Started	0	6/27/2007	Landfills and Hazardous Waste Facilities
Benton	8	4	11562	314	US DOE 200-WA-1	RICHLAND	Cleanup Started	0	2/27/2007	NULL
Benton	8	4	2706	2504962	US DOE 300-FF-1	RICHLAND	Cleanup Started	0	6/22/2007	Landfills and Hazardous Waste Facilities
Benton	8	4	292	498835	US DOE 300-FF-2	RICHLAND	Cleanup Started	0	6/22/2007	Landfills and Hazardous Waste Facilities
Benton	8	4	2435	7395522	US DOE 300-FF-5	RICHLAND	Cleanup Started	0	6/6/2007	Landfills and Hazardous Waste Facilities
Benton	8	4	801	600078	US DOE 384 Powerhouse Bunker	RICHLAND	Cleanup Started	0	4/14/2008	Leaking Underground Storage Tanks
Benton	8	4	160	311	US Ecology Washington	RICHLAND	Cleanup Started	5	2/14/2001	Landfills and Hazardous Waste Facilities
Benton	8	4	4083	329	WELLSIAN WAY WELL FIELD	RICHLAND	Cleanup Started	2	9/7/1993	Other
Benton	16	4	4890	302	B & B Equipment Co Inc	PROSSER	Awaiting Cleanup	3	2/9/2004	Leaking Underground Storage Tanks
Benton	16	4	5503	9799625	Consolidated Freightways Kennewick	KENNEWICK	Cleanup Started	5	2/26/2002	Leaking Underground Storage Tanks
Benton	16	4	2188	7474148	Prosser Airport Aircraft Applicators	PROSSER	Cleanup Started	3	2/7/2013	Pesticide Handling
Benton	16	4	7342	18589819	UNOCAL CHEMICALS & MINERALS DIVISION	KENNEWICK	Cleanup Started	5	2/13/2007	Leaking Underground Storage Tanks
Benton	16	4	1681	88241112	USFW Whitcomb Island Farm	PATERSON	Cleanup Started	3	2/14/2007	Bulk Fuel Storage and Handling
Chelan	12	8	5820	28673212	BNSF Wenatchee Railyard	WENATCHEE	Awaiting Cleanup	5	4/27/2007	Bulk Fuel Storage and Handling, Leaking Underground Storage Tanks
Chelan	12	8	1642	42716969	PEAR BLOSSOM LOT 22	WENATCHEE	Awaiting Cleanup	4	1/24/2003	Agricultural & Forestry Operations

Hazardous Sites List (HSL) Information

County	Leg. District	Congress. District	CSID	FSID	Cleanup Site Name	City	Site Status	RANK	Date Added to HSL	Site Description / Source of Contamination / Category
Chelan	12	8	4084	336	DRYDEN LANDFILL	DRYDEN	Cleanup Complete-Active O&M/Monitoring	4	8/25/1992	Landfills and Hazardous Waste Facilities
Chelan	12	8	1297	812	GLACIER PARK	LEAVENWORTH	Cleanup Complete-Active O&M/Monitoring	1	8/20/1996	Bulk Fuel Storage and Handling
Chelan	12	8	4144	16422326	AG SUPPLY COMPANY OF WENATCHEE	WENATCHEE	Cleanup Started	5	8/22/2006	Bulk Fuel Storage and Handling
Chelan	12	8	5914	34617938	BLUE CHELAN PLANT 1	CHELAN	Cleanup Started	5	2/20/2008	Leaking Underground Storage Tanks
Chelan	12	8	6552	71787374	BUDGET RENT A CAR Performance Auto Sound	WENATCHEE	Cleanup Started	5	7/27/2007	Leaking Underground Storage Tanks
Chelan	12	8	4710	335	CASHMERE LANDFILL	CASHMERE	Cleanup Started	1	8/27/1991	Landfills and Hazardous Waste Facilities
Chelan	12	8	6660	77751227	Chelan Chevron	CHELAN	Cleanup Started	3	8/27/2002	Leaking Underground Storage Tanks
Chelan	12	8	5772	25558882	Chelan Sewer Pump Station No 1	CHELAN	Cleanup Started	5	2/20/2008	Leaking Underground Storage Tanks
Chelan	12	8	434	52595421	Community Technology Center	WENATCHEE	Cleanup Started	5	1/13/2010	Agricultural & Forestry Operations
Chelan	12	8	5399	6241274	Dels Triangle Texaco	WENATCHEE	Cleanup Started	5	11/2/2006	Leaking Underground Storage Tanks
Chelan	12	8	12258	4086	Green Bulk Plant	CHELAN	Cleanup Started	5	8/24/2015	Bulk Fuel Storage and Handling
Chelan	12	8	6148	47131692	Headwaters Inn Sportsmans Pub	Lake Wenatchee	Cleanup Started	3	1/8/2007	Leaking Underground Storage Tanks
Chelan	12	8	4414	338	Holden Mine	HOLDEN	Cleanup Started	1	8/28/1990	Mining & Drilling
Chelan	12	8	4875	85479678	Keyes Fibre Corporation	WENATCHEE	Cleanup Started	5	2/18/2010	Misc Industrial & Commercial Activities
Chelan	12	8	11738	93262331	Lake Chelan Boat Co Lady of the Lake II	CHELAN	Cleanup Started	5	1/10/2012	Leaking Underground Storage Tanks
Chelan	12	8	4455	351	MANSON LANDFILL	MANSON	Cleanup Started	2	8/25/1991	Landfills and Hazardous Waste Facilities
Chelan	12	8	4757	357	Pacific Pride Tanker Fire	MONITOR	Cleanup Started	3	2/2/2006	Spills
Chelan	12	8	6024	39541111	Pat & Mikes Corner	CHELAN	Cleanup Started	4	12/12/1998	Leaking Underground Storage Tanks
Chelan	12	8	10237	71399884	Ray Rock Grocery	LEAVENWORTH	Cleanup Started	5	8/13/2013	Leaking Underground Storage Tanks
Chelan	12	8	4415	345	Unocal Bulk Plant 0082	CHELAN	Cleanup Started	1	8/27/1991	Bulk Fuel Storage and Handling
Chelan	12	8	4713	346	Unocal Bulk Plant 0853	WENATCHEE	Cleanup Started	1	8/25/1991	Bulk Fuel Storage and Handling
Chelan	12	8	4802	32896553	Van Well Nursery	WENATCHEE	Cleanup Started	5	12/14/2009	Agricultural & Forestry Operations
Chelan	12	8	3529	89324185	WA WSU Research Pesticide Storage Bldg	WENATCHEE	Cleanup Started	5	2/2/2006	Pesticide Handling
Chelan	12	8	2831	22012	Zimmerman Law Offices	WENATCHEE	Cleanup Started	3	2/12/2014	Leaking Underground Storage Tanks
Chelan	12	8	4234	349	Glacier Park Budget Fuel East	LEAVENWORTH	Construction Complete-Performance Monitoring	1	2/25/1992	Bulk Fuel Storage and Handling
Clallam	24	6	2144	1795042	BURNT HILL GRAVEL PIT	SEQUIM	Awaiting Cleanup	3	7/25/2006	Landfills and Hazardous Waste Facilities

Hazardous Sites List (HSL) Information

County	Leg. District	Congress. District	CSID	FSID	Cleanup Site Name	City	Site Status	RANK	Date Added to HSL	Site Description / Source of Contamination / Category
Clallam	24	6	4007	4690075	CAR CRUSHING HOKO RIVER HWY 112	SEKIU	Awaiting Cleanup	1	2/2/2010	Salvage Yards
Clallam	24	6	1475	6904640	FREDS AUTO WRECKING	PORT ANGELES	Awaiting Cleanup	1	2/11/2004	Salvage Yards
Clallam	24	6	4439	9004605	JONATHAN SHOTWELL CORPORATION	PORT ANGELES	Awaiting Cleanup	4	2/3/2006	Salvage Yards
Clallam	24	6	2496	18	NIPPON PAPER INDUSTRIES USA CO	PORT ANGELES	Awaiting Cleanup	5	9/10/1990	Wood Products Manufacturing
Clallam	24	6	2636	8466059	PHILS FREEDOM WELDING	PORT ANGELES	Awaiting Cleanup	4	2/3/2006	Vehicle & Equipment Maintenance
Clallam	24	6	1300	1003	QUALITY 4 X 4	PORT ANGELES	Awaiting Cleanup	3	1/24/2003	Vehicle & Equipment Maintenance
Clallam	24	6	3958	11397236	WA DNR CASSIDY ROAD	SEQUIM	Awaiting Cleanup	5	2/2/2004	Military Facilities; Munitions Related
Clallam	24	6	1506	2995768	301 BUSINESS PARK LOOP	CARLSBORG	Cleanup Started	5	2/4/2008	Wood Treatment
Clallam	24	6	3209	391383	ALPINE REALTY JIFFY CLEANERS SAFEWAY	PORT ANGELES	Cleanup Started	5	1/28/2008	Dry Cleaners
Clallam	24	6	5989	38092449	ALS MINI MART	CLALLAM BAY	Cleanup Started	1	7/31/2013	Leaking Underground Storage Tanks
Clallam	24	6	10686	83464474	Baker's Mini mart	CLALLAM BAY	Cleanup Started	5	1/7/2016	Leaking Underground Storage Tanks
Clallam	24	6	28	1002	K Ply	PORT ANGELES	Cleanup Started	5	9/10/1990	Wood Products Manufacturing
Clallam	24	6	958	1671323	MIDWAY METALS	PORT ANGELES	Cleanup Started	1	5/14/2008	Salvage Yards
Clallam	24	6	186	1673933	PETTIT OIL CO FORKS BULK PLANT	FORKS	Cleanup Started	5	2/2/2010	Bulk Fuel Storage and Handling
Clallam	24	6	3447	1008	PETTIT OIL COMPANY PORT ANGELES WHS	PORT ANGELES	Cleanup Started	1	8/25/1992	Bulk Fuel Storage and Handling
Clallam	24	6	249	5690762	PORT ANGELES CITY SENIOR CENTER	PORT ANGELES	Cleanup Started	5	2/6/2007	Leaking Underground Storage Tanks
Clallam	24	6	1301	1005	PORT ANGELES PORT OF MARINE TRADES AREA	PORT ANGELES	Cleanup Started	1	8/25/1992	Bulk Fuel Storage and Handling
Clallam	24	6	2270	19	PORT ANGELES RAYONIER MILL SITE	PORT ANGELES	Cleanup Started	2	2/1/1994	Discharges & Outfalls, Spills, Wood Products Manufacturing
Clallam	24	6	6295	56112752	SEQUIM BAY GENERAL STORE	SEQUIM	Cleanup Started	3	7/27/2007	Leaking Underground Storage Tanks
Clallam	24	6	8084	15324113	ST MARY'S TEXACO	PORT ANGELES	Cleanup Started	5	1/7/2016	Leaking Underground Storage Tanks
Clallam	24	6	1649	61984337	TRUCK TOWN 1921 HWY 101	PORT ANGELES	Cleanup Started	2	8/27/1991	Vehicle & Equipment Maintenance
Clallam	24	6	4976	1006	UNOCAL BULK PLANT 0601	PORT ANGELES	Cleanup Started	1	8/25/1992	Bulk Fuel Storage and Handling
Clallam	24	6	5763	25143851	WA DOC Clallam Bay Corrections Center CC	CLALLAM BAY	Cleanup Started	5	2/12/2009	Leaking Underground Storage Tanks
Clark	14	3	2762	1024	WA DOC DNR LARCH MOUNTAIN CORR	YACOLT	Cleanup Started	2	3/12/1991	Leaking Underground Storage Tanks, Salvage Yards
Clark	17	3	4876	90752948	AMERICAN RV STORAGE	VANCOUVER	Awaiting Cleanup	3	2/9/2011	Leaking Underground Storage Tanks

Hazardous Sites List (HSL) Information

County	Leg. District	Congress. District	CSID	FSID	Cleanup Site Name	City	Site Status	RANK	Date Added to HSL	Site Description / Source of Contamination / Category
Clark	17	3	3622	98665473	COMMERCIAL RADIATOR SERVICE	VANCOUVER	Awaiting Cleanup	4	7/16/1998	Vehicle & Equipment Maintenance
Clark	17	3	3970	65134218	Gary Brown Photography	VANCOUVER	Awaiting Cleanup	2	12/27/2013	Misc Industrial & Commercial Activities
Clark	17	3	3817	3844822	J & S Steel	VANCOUVER	Awaiting Cleanup	2	2/19/2008	Salvage Yards
Clark	17	3	11458	11197	SUN DRY CLEANERS VANCOUVER	VANCOUVER	Awaiting Cleanup	2	8/27/2013	Dry Cleaners
Clark	17	3	4351	74748387	Electro Tech Metal Finishing LLP	VANCOUVER	Cleanup Started	2	2/19/2008	Metal Works
Clark	17	3	3019	1017	LEICHER BROTHERS LANDFILL	VANCOUVER	Construction Complete-Performance Monitoring	3	9/10/1990	Landfills and Hazardous Waste Facilities
Clark	18	3	2909	30204	CHELATCHIE TANK FARM	AMBOY	Awaiting Cleanup	4	8/19/1997	Bulk Fuel Storage and Handling
Clark	18	3	1548	5016308	COLUMBIA ROCK CONCRETE PRODUCTS INC	CAMAS	Awaiting Cleanup	2	1/4/2007	Misc Industrial & Commercial Activities
Clark	18	3	3264	1031	IPC PLYWOOD MILL	AMBOY	Awaiting Cleanup	5	1/15/1997	Wood Products Manufacturing
Clark	18	3	3021	1032	IPC SOLID WASTE SITE	AMBOY	Awaiting Cleanup	2	8/20/1996	Wood Products Manufacturing
Clark	18	3	3785	1061	KOCH TRACTOR	RIDGEFIELD	Awaiting Cleanup	3	8/22/1995	Vehicle & Equipment Maintenance
Clark	18	3	1574	1105153	SCHAFFER PROPERTY	RIDGEFIELD	Awaiting Cleanup	3	5/30/2006	Dry Cleaners
Clark	18	3	1693	9157494	SPRAGUE & FJERMESTAD	RIDGEFIELD	Awaiting Cleanup	3	8/26/2002	Salvage Yards
Clark	18	3	1069	77432389	WA PARKS BATTLEGROUND STATE PARK	BATTLE GROUND	Awaiting Cleanup	2	6/22/2012	Spills
Clark	18	3	988	3612707	Wertz and Weeks Properties	RIDGEFIELD	Awaiting Cleanup	2	1/30/2007	Leaking Underground Storage Tanks
Clark	18	3	2796	1018	Burlington Environmental LLC Washougal	WASHOUGAL	Cleanup Started	1	2/18/1997	Landfills and Hazardous Waste Facilities
Clark	18	3	3783	1043	CHEVRON BULK PLANT CAMAS	CAMAS	Cleanup Started	2	8/22/1995	Bulk Fuel Storage and Handling
Clark	18	3	3020	1019	Pacific Wood Treating Corp	RIDGEFIELD	Cleanup Started	1	8/20/1996	Wood Treatment
Clark	18	3	4099	8100630	PARK LAUNDRY SITE	RIDGEFIELD	Cleanup Started	3	1/4/2007	Dry Cleaners
Clark	18	3	6933	95697798	RONALD BROWN PROPERTY	CAMAS	Cleanup Started	5	1/15/2009	Leaking Underground Storage Tanks
Clark	18	3	11670	69965472	US ARMY CAMP BONNEVILLE	Vancouver	Cleanup Started	1	7/31/2003	Military Facilities; Munitions Related
Clark	18	3	1560	9420069	US ARMY Camp Bonneville RAU-2	PROEBSTEL	Cleanup Started	1	7/31/2003	Military Facilities; Munitions Related
Clark	18	3	3867	47197	US ARMY Camp Bonneville RAU-2A	PROEBSTEL	Cleanup Started	1	7/31/2003	Military Facilities; Munitions Related
Clark	18	3	861	475000	US ARMY Camp Bonneville RAU-2C	PROEBSTEL	Cleanup Started	1	12/30/2005	Military Facilities; Munitions Related

Hazardous Sites List (HSL) Information

County	Leg. District	Congress. District	CSID	FSID	Cleanup Site Name	City	Site Status	RANK	Date Added to HSL	Site Description / Source of Contamination / Category
Clark	18	3	2216	5125990	US ARMY Camp Bonneville RAU-3	PROEBSTEL	Cleanup Started	1	7/21/2003	Military Facilities; Munitions Related
Clark	20	3	4979	1045	FARGHER LAKE GROCERY	YACOLT	Cleanup Started	3	3/8/1994	Leaking Underground Storage Tanks
Clark	49	3	2470	22283	A & B RADIATOR	VANCOUVER	Awaiting Cleanup	2	12/23/2013	Vehicle & Equipment Maintenance
Clark	49	3	11564	12962	Creative Smiles PLLC	Vancouver	Awaiting Cleanup	2	6/26/2014	Misc Industrial & Commercial Activities
Clark	49	3	3024	1049	CUSTOM CARE CLEANERS	VANCOUVER	Awaiting Cleanup	5	9/10/1990	Dry Cleaners
Clark	49	3	11919	20814	Gary Gilbert DDS	Vancouver	Awaiting Cleanup	2	10/27/2014	Other
Clark	49	3	3448	1011	General Chemical Corp Vancouver Works	Vancouver	Awaiting Cleanup	5	8/27/1991	Chemical & Paint Manuf. & Distribution
Clark	49	3	4495	4754445	KOPPE METALS SOUTH PROPERTY	VANCOUVER	Awaiting Cleanup	2	2/11/2010	Salvage Yards
Clark	49	3	4018	5922991	VANCOUVER PORT OF 058720-000	VANCOUVER	Awaiting Cleanup	5	4/2/2012	Leaking Underground Storage Tanks
Clark	49	3	2867	21	ALCOA VANCOUVER	VANCOUVER	Cleanup Complete-Active O&M/Monitoring	0	9/10/1990	Smelters & Foundries
Clark	49	3	535	197	Frontier Hardchrome	VANCOUVER	Cleanup Complete-Active O&M/Monitoring	0	2/22/1995	Metal Works
Clark	49	3	3682	1048	BNSF Railway Company Vancouver	VANCOUVER	Cleanup Started	1	3/12/1991	Bulk Fuel Storage and Handling
Clark	49	3	1699	34583642	CARIBOU REALTY GROUP	VANCOUVER	Cleanup Started	2	12/9/2005	Dry Cleaners
Clark	49	3	2767	1060	CHEVRON BULK PLANT 61001854	VANCOUVER	Cleanup Started	1	3/9/1993	Bulk Fuel Storage and Handling
Clark	49	3	2443	29822132	Fred Meyer Inc Hazell Dell	HAZEL DELL	Cleanup Started	3	7/16/1998	Dry Cleaners
Clark	49	3	4622	75243248	LARSONS DRY CLEANER	VANCOUVER	Cleanup Started	2	8/21/2001	Dry Cleaners
Clark	49	3	3601	12436367	Malcolm Montague	VANCOUVER	Cleanup Started	2	8/22/1995	Dry Cleaners
Clark	49	3	1834	19779	Miltons Dry Cleaners	VANCOUVER	Cleanup Started	2	1/16/1998	Dry Cleaners
Clark	49	3	2469	20915	NORTHWEST INVESTMENTS	VANCOUVER	Cleanup Started	2	1/16/1998	Leaking Underground Storage Tanks
Clark	49	3	3802	30759	PORTCO CORP PEDIGO PRODUCTS	VANCOUVER	Cleanup Started	3	10/19/2007	Leaking Underground Storage Tanks
Clark	49	3	568	61862781	ST Services Nustar Energy LP	VANCOUVER	Cleanup Started	2	6/23/2006	Bulk Fuel Storage and Handling
Clark	49	3	7054	11251483	TOSCO CORPORATION SITE 257323-31299	VANCOUVER	Cleanup Started	3	8/10/2007	Leaking Underground Storage Tanks
Clark	49	3	651	202	Vancouver City Blandford Station 4	VANCOUVER	Cleanup Started	0	2/22/1995	Discharges & Outfalls
Clark	49	3	3450	1026	Vancouver Port of NuStar Cadet Swan	VANCOUVER	Cleanup Started	1	7/16/1998	Marine Services, Misc Industrial & Commercial Activities

Hazardous Sites List (HSL) Information

County	Leg. District	Congress. District	CSID	FSID	Cleanup Site Name	City	Site Status	RANK	Date Added to HSL	Site Description / Source of Contamination / Category
Clark	49	3	6145	46933333	WA DOT SHELL DENNIS MEADOWS	VANCOUVER	Cleanup Started	3	1/9/2008	Leaking Underground Storage Tanks
Clark	49	3	2799	1050	WA DOT Vancouver	VANCOUVER	Cleanup Started	5	9/10/1990	Vehicle & Equipment Maintenance
Clark	49	3	4981	1063	TIME OIL HANDY ANDY 8	VANCOUVER	Construction Complete-Performance Monitoring	1	9/7/1993	Leaking Underground Storage Tanks
Clark	49	3	586	198	Boomsnub Airco Superfund Site	VANCOUVER	Tracked by EPA	1	9/10/1990	Metal Works
Columbia	16	5	3609	41637325	Skyline Fluid Power Inc	DAYTON	Awaiting Cleanup	2	8/3/2007	Vehicle & Equipment Maintenance
Cowlitz	19	3	3156	1102	CLIFF KOPPE METALS	KELSO	Awaiting Cleanup	2	2/25/1992	Salvage Yards
Cowlitz	19	3	2770	1091	GARDNER FOREST PRODUCTS	LONGVIEW	Awaiting Cleanup	4	8/27/1991	Wood Treatment
Cowlitz	19	3	3945	5808650	LONGVIEW AUTO WRECKING	LONGVIEW	Awaiting Cleanup	1	6/10/2013	Salvage Yards
Cowlitz	19	3	3687	1105	MCCORD BROS NISSAN DODGE	LONGVIEW	Awaiting Cleanup	3	2/25/2014	Vehicle & Equipment Maintenance
Cowlitz	19	3	2927	1084	OSTRANDER PROPERTY	LONGVIEW	Awaiting Cleanup	4	3/12/1991	Landfills and Hazardous Waste Facilities
Cowlitz	19	3	3028	1085	Schill Brothers Asphalt & Paving	LONGVIEW	Awaiting Cleanup	1	6/10/2013	Landfills and Hazardous Waste Facilities
Cowlitz	19	3	6138	46664878	TIME SAVER MART	LONGVIEW	Awaiting Cleanup	3	11/21/2013	Leaking Underground Storage Tanks
Cowlitz	19	3	1539	5068990	TRANSMISSION TRADING CO	LONGVIEW	Awaiting Cleanup	1	1/1/2016	Vehicle & Equipment Maintenance
Cowlitz	19	3	4693	3964890	WALLACE ROCK PRODUCTS INC	KELSO	Awaiting Cleanup	1	12/17/2013	Misc Industrial & Commercial Activities
Cowlitz	19	3	4984	1095	ARATEX	LONGVIEW	Cleanup Started	2	6/10/2013	Dry Cleaners, Leaking Underground Storage Tanks
Cowlitz	19	3	9481	51229354	BONNEVILLE POWER ADMIN	LONGVIEW	Cleanup Started	1	6/10/2013	Leaking Underground Storage Tanks
Cowlitz	19	3	2928	91448935	CHEVRON USA LONGVIEW	LONGVIEW	Cleanup Started	1	2/25/1992	Bulk Fuel Storage and Handling
Cowlitz	19	3	11199	95369134	DOT KELSO MAINTENANCE SITE	KELSO	Cleanup Started	3	4/1/2014	Leaking Underground Storage Tanks
Cowlitz	19	3	7902	11589213	E R KELLY ESTATE	LONGVIEW	Cleanup Started	2	4/1/2014	Leaking Underground Storage Tanks
Cowlitz	19	3	8647	29977842	HALTON COMPANY	LONGVIEW	Cleanup Started	2	4/1/2014	Leaking Underground Storage Tanks
Cowlitz	19	3	3685	1080	INTERNATIONAL PAPER LONGVIEW	LONGVIEW	Cleanup Started	1	12/31/1996	Wood Treatment
Cowlitz	19	3	11294	98186449	JOHN'S SHELL	LONGVIEW	Cleanup Started	2	1/1/2016	Leaking Underground Storage Tanks
Cowlitz	19	3	11051	91861675	MILLER'S MARKET	LONGVIEW	Cleanup Started	1	6/24/2014	Leaking Underground Storage Tanks
Cowlitz	19	3	9976	63671677	MONTICELLO GARAGE	LONGVIEW	Cleanup Started	2	4/7/2014	Leaking Underground Storage Tanks, Vehicle & Equipment Maintenance
Cowlitz	19	3	9604	53662275	NG PROPERTY	LONGVIEW	Cleanup Started	1	6/11/2013	Leaking Underground Storage Tanks
Cowlitz	19	3	5436	7491444	PACIFIC PRIDE 3	KELSO	Cleanup Started	5	4/1/2014	Leaking Underground Storage Tanks

Hazardous Sites List (HSL) Information

County	Leg. District	Congress. District	CSID	FSID	Cleanup Site Name	City	Site Status	RANK	Date Added to HSL	Site Description / Source of Contamination / Category
Cowlitz	19	3	11368	99775267	PARKS MAINTENANCE DEPARTMENT	LONGVIEW	Cleanup Started	3	6/25/2014	Leaking Underground Storage Tanks
Cowlitz	19	3	9152	42978181	PORT OF LONGVIEW TPH	LONGVIEW	Cleanup Started	2	10/22/2014	Bulk Fuel Storage and Handling, Leaking Underground Storage Tanks
Cowlitz	19	3	5821	28773839	QUALITY CARRIERS INC	KELSO	Cleanup Started	3	7/23/2014	Leaking Underground Storage Tanks
Cowlitz	19	3	7672	5878482	REPROGRAPHICS	LONGVIEW	Cleanup Started	3	4/2/2015	Leaking Underground Storage Tanks
Cowlitz	19	3	11796	29	Reynolds Metals Aluminum Smelter	LONGVIEW	Cleanup Started	5	2/5/1991	Smelters & Foundries
Cowlitz	19	3	11346	99173413	ROSE STIRLING HONDA	LONGVIEW	Cleanup Started	2	7/24/2014	Leaking Underground Storage Tanks
Cowlitz	19	3	5349	4962876	SHELL STATION OREGON WAY	LONGVIEW	Cleanup Started	2	1/29/2015	Leaking Underground Storage Tanks
Cowlitz	19	3	10358	74214235	SUBURBAN PROPANE	LONGVIEW	Cleanup Started	2	6/30/2014	Leaking Underground Storage Tanks
Cowlitz	19	3	2391	9643998	THE ARCHDIOCESE HOUSING AUTHORITY	KELSO	Cleanup Started	1	6/10/2013	Landfills and Hazardous Waste Facilities
Cowlitz	19	3	10345	73925141	THE CLEAN MACHINE	LONGVIEW	Cleanup Started	2	3/30/2015	Leaking Underground Storage Tanks
Cowlitz	19	3	9579	53212796	TROY PROPERTY	KELSO	Cleanup Started	2	4/7/2014	Leaking Underground Storage Tanks
Cowlitz	19	3	10422	75756414	U HAUL 702-71	LONGVIEW	Cleanup Started	2	1/1/2016	Leaking Underground Storage Tanks
Cowlitz	19	3	3788	1094	UNOCAL BULK PLANT 0321	KELSO	Cleanup Started	1	2/25/1992	Bulk Fuel Storage and Handling
Cowlitz	19	3	9587	53424674	UNOCAL KELSO	KELSO	Cleanup Started	2	11/12/2013	Leaking Underground Storage Tanks
Cowlitz	19	3	9631	54248966	WEST COAST OIL (OREGON WAY)	LONGVIEW	Cleanup Started	2	6/12/2014	Leaking Underground Storage Tanks
Cowlitz	19	3	7998	13728771	WESTSIDE SHOPPER	LONGVIEW	Cleanup Started	2	1/1/2016	Leaking Underground Storage Tanks
Cowlitz	19	3	2272	28	WEYERHAEUSER CO HG CHLOR ALK	LONGVIEW	Cleanup Started	1	8/22/1995	Wood Products Manufacturing
Cowlitz	19	3	2675	27	Weyerhaeuser Co Longview	LONGVIEW	Cleanup Started	1	9/10/1990	Wood Products Manufacturing
Cowlitz	19	3	10689	83572551	WILCOX & FLEGEL OIL CO	KELSO	Cleanup Started	2	7/9/2014	Leaking Underground Storage Tanks
Cowlitz	19	3	9788	57785258	WILDWOOD CORP RYDERWOOD PROPERTY	RYDERWOOD	Cleanup Started	3	6/30/2014	Leaking Underground Storage Tanks
Cowlitz	19	3	2281	31	Longview Fibre Paper & Packaging Longview	LONGVIEW	Construction Complete-Performance Monitoring	5	3/12/1991	Wood Products Manufacturing
Cowlitz	19	3	3027	1083	WEST COAST MOBIL OIL CO	LONGVIEW	Construction Complete-Performance Monitoring	1	2/25/1992	Bulk Fuel Storage and Handling
Cowlitz	20	3	3878	430456	BNSF RR 2003 TRAIN COLLISION	KELSO	Awaiting Cleanup	1	11/21/2013	Misc Industrial & Commercial Activities
Cowlitz	20	3	4840	2070515	DION CLARK PROPERTY	WOODLAND	Awaiting Cleanup	1	3/11/2014	Vehicle & Equipment Maintenance
Cowlitz	20	3	4851	6799307	OLD KALAMA LANDFILL	KALAMA	Awaiting Cleanup	3	1/3/2014	Landfills and Hazardous Waste Facilities

Hazardous Sites List (HSL) Information

County	Leg. District	Congress. District	CSID	FSID	Cleanup Site Name	City	Site Status	RANK	Date Added to HSL	Site Description / Source of Contamination / Category
Cowlitz	20	3	2771	1092	OLYMPIC PIPELINE COMPANY LLC	CASTLE ROCK	Awaiting Cleanup	1	2/25/1992	Bulk Fuel Storage and Handling
Cowlitz	20	3	3269	1106	WEYERHAEUSER HQ CAMP	CASTLE ROCK	Awaiting Cleanup	3	8/18/2008	Landfills and Hazardous Waste Facilities
Cowlitz	20	3	2203	62431315	WEYERHAEUSER TIMBERLANDS	Cougar	Awaiting Cleanup	3	11/25/2013	Agricultural & Forestry Operations
Cowlitz	20	3	8142	16676141	ASTRO 745 - Minit Mart	WOODLAND	Cleanup Started	3	1/20/2015	Leaking Underground Storage Tanks
Cowlitz	20	3	6768	85478855	CASTLE ROCK CHEVRON	CASTLE ROCK	Cleanup Started	5	1/1/2016	Leaking Underground Storage Tanks
Cowlitz	20	3	9944	62794162	CHEVRON 60098829	WOODLAND	Cleanup Started	2	6/30/2014	Leaking Underground Storage Tanks
Cowlitz	20	3	7783	8358215	DREWS GROCERY & SERVICE	TOUTLE	Cleanup Started	2	1/15/2014	Leaking Underground Storage Tanks
Cowlitz	20	3	3686	1082	EMERALD KALAMA CHEMICAL LLC	KALAMA	Cleanup Started	1	1/5/1998	Chemical & Paint Manuf. & Distribution
Cowlitz	20	3	76	810	Fuel Processors Inc	WOODLAND	Cleanup Started	3	8/19/1997	Bulk Fuel Storage and Handling
Cowlitz	20	3	7432	1597458	KALAMA PORT OF COLUMBIA FIBRE	KALAMA	Cleanup Started	3	6/30/2014	Leaking Underground Storage Tanks
Cowlitz	20	3	8052	14672927	KID VALLEY STORE	TOUTLE	Cleanup Started	5	6/26/2014	Leaking Underground Storage Tanks
Cowlitz	20	3	8824	34996343	TALLEY'S PACIFIC AVENUE MARKET	KELSO	Cleanup Started	3	1/1/2016	Leaking Underground Storage Tanks
Douglas	12	8	3595	6567853	Taplett Apple Orchard	EAST WENATCHEE	Awaiting Cleanup	4	1/10/2011	Agricultural & Forestry Operations
Douglas	12	4	11	813	American Silicon Technologies	ROCK ISLAND	Cleanup Started	4	2/25/1992	Misc Industrial & Commercial Activities, Smelters & Foundries
Douglas	12	4	5738	23834782	Auvil Fruit Company Inc Ranch 1	ORONDO	Cleanup Started	5	8/18/2010	Leaking Underground Storage Tanks
Douglas	12	4	5700	22348824	Chief Joseph Dam	BRIDGEPORT	Cleanup Started	5	2/7/2011	Leaking Underground Storage Tanks
Douglas	12	4	6606	74382127	G & K Country Store Rocky Butte Service	Brewster	Cleanup Started	5	7/19/2004	Leaking Underground Storage Tanks
Douglas	12	4	2088	25378742	North Central Petroleum Spill	BRIDGEPORT	Cleanup Started	5	8/9/2006	Spills
Douglas	12	4	4418	370	SILICON METALTECH LAB SITE	ROCK ISLAND	Cleanup Started	5	2/25/1992	Misc Industrial & Commercial Activities, Smelters & Foundries
Douglas	12	4	4714	369	SILICON METALTECH LAGOON	ROCK ISLAND	Cleanup Started	4	2/25/1992	Misc Industrial & Commercial Activities, Smelters & Foundries
Ferry	7	5	2020	7199537	BUTTE & BOSTON MINE	REPUBLIC	Awaiting Cleanup	5	2/11/2013	Mining & Drilling
Ferry	7	5	1690	574	HECLA KNOB HILL MINE	REPUBLIC	Awaiting Cleanup	4	8/27/1991	Mining & Drilling
Ferry	7	5	10518	78351263	ANDERSON GROCERY	REPUBLIC	Cleanup Started	5	2/27/2012	Leaking Underground Storage Tanks
Franklin	9	4	4795	12832737	Connell Oil Inc	CONNELL	Awaiting Cleanup	4	8/17/2004	Bulk Fuel Storage and Handling
Franklin	9	4	1602	584	SMITH CANYON HAZ WASTE SITE	PASCO	Awaiting Cleanup	5	8/17/1992	Landfills and Hazardous Waste Facilities

Hazardous Sites List (HSL) Information

County	Leg. District	Congress. District	CSID	FSID	Cleanup Site Name	City	Site Status	RANK	Date Added to HSL	Site Description / Source of Contamination / Category
Franklin	9	4	2351	578	Western Farm Serv Pasco	PASCO	Cleanup Complete-Active O&M/Monitoring	1	9/2/1991	Pesticide Handling
Franklin	9	4	1910	575	Pasco Landfill NPL Site	PASCO	Cleanup Started	0	9/10/1990	Landfills and Hazardous Waste Facilities
Franklin	9	4	4379	95275524	RADAR HILLS SEWER SYSTEM	OTHELLO	Cleanup Started	4	7/27/2007	Other
Franklin	9	4	209	96655412	Tidewater Terminal Co Pasco	PASCO	Cleanup Started	5	8/27/2002	Bulk Fuel Storage and Handling
Franklin	16	4	1691	591	BNRR PASCO RAILYARD	PASCO	Awaiting Cleanup	5	8/22/1995	Bulk Fuel Storage and Handling
Franklin	16	4	4225	64881623	BROADWAY TRUCK SERVICE PASCO	PASCO	Awaiting Cleanup	3	2/16/2011	Leaking Underground Storage Tanks
Franklin	16	4	4112	32559645	UAP Distribution Inc Pasco	PASCO	Awaiting Cleanup	3	2/13/2009	Pesticide Handling
Franklin	16	4	4867	55763995	Chevron Pipe Line Company Pasco Bulk Terminal	PASCO	Cleanup Started	3	8/28/2001	Bulk Fuel Storage and Handling
Franklin	16	4	2894	86588161	CHS Inc	PASCO	Cleanup Started	3	2/13/2009	Agricultural & Forestry Operations
Franklin	16	4	10388	74849983	MASSEY FERGUSON	PASCO	Cleanup Started	5	8/1/2012	Leaking Underground Storage Tanks
Franklin	16	4	2331	39378684	Tidewater Fuel Line Leak	PASCO	Cleanup Started	3	8/28/2001	Bulk Fuel Storage and Handling
Franklin	16	4	9825	58961816	WONDRACK DISTRIBUTING INC Pasco	PASCO	Cleanup Started	5	2/27/2012	Leaking Underground Storage Tanks
Franklin	16	4	1985	579	Pasco Bulk Fuel Terminal Site	PASCO	Construction Complete-Performance Monitoring	1	8/31/1990	Bulk Fuel Storage and Handling
Garfield	9	5	1334	8546	Crop Production Services Inc Pomeroy	POMEROY	Cleanup Started	3	8/17/2004	Pesticide Handling
Grant	12	4	11017	91286566	BPA MAINTENANCE FACILITY	GRAND COULEE	Cleanup Started	5	5/17/2016	NULL
Grant	13	4	2353	603	FULL CIRCLE EPHRATA	EPHRATA	Awaiting Cleanup	5	2/20/1996	Pesticide Handling
Grant	13	4	2048	613	FULL CIRCLE QUINCY	QUINCY	Awaiting Cleanup	5	2/21/1995	Agricultural & Forestry Operations
Grant	13	4	1820	610	GRANT COUNTY PUD 2 LARSON SUBSTATION	MOSES LAKE	Awaiting Cleanup	3	2/23/1993	Leaking Underground Storage Tanks
Grant	13	4	1912	593	GRANT DANGEROUS WASTE SITE	ROYAL CITY	Awaiting Cleanup	5	8/27/1991	Landfills and Hazardous Waste Facilities
Grant	13	4	1859	595	INTERNATIONAL TITANIUM	MOSES LAKE	Awaiting Cleanup	4	8/27/1991	Metal Works
Grant	13	4	1882	596	PUREGRO QUINCY	QUINCY	Awaiting Cleanup	5	8/27/1991	Pesticide Handling
Grant	13	4	1914	608	PUREGRO WARDEN	WARDEN	Awaiting Cleanup	4	8/27/1991	Pesticide Handling
Grant	13	4	4952	604	Arco 5782 PSI 5215	MOSES LAKE	Cleanup Complete-Active O&M/Monitoring	3	2/25/1992	Leaking Underground Storage Tanks
Grant	13	4	8840	35398318	COLUMBIA BASIN HATCHERY	MOSES LAKE	Cleanup Started	3	2/16/2011	Leaking Underground Storage Tanks
Grant	13	4	1692	592	GRANT COUNTY EPHRATA LANDFILL 1	EPHRATA	Cleanup Started	5	8/31/1990	Landfills and Hazardous Waste Facilities

Hazardous Sites List (HSL) Information

County	Leg. District	Congress. District	CSID	FSID	Cleanup Site Name	City	Site Status	RANK	Date Added to HSL	Site Description / Source of Contamination / Category
Grant	13	4	5467	8773512	HIGHWAY JUNCTION	QUINCY	Cleanup Started	5	2/17/2010	Leaking Underground Storage Tanks
Grant	13	4	7021	612	MOSES LAKE PORT PUMPHOUSE 1	MOSES LAKE	Cleanup Started	2	8/24/1993	Leaking Underground Storage Tanks
Grant	13	4	2302	106	MOSES LK WF	MOSES LAKE	Cleanup Started	0	8/31/1990	Military Facilities; Munitions Related
Grant	13	4	2872	107	MOSES LK WF SKYLINE	MOSES LAKE	Cleanup Started	0	2/1/1993	Military Facilities; Munitions Related
Grant	13	4	3296	21743796	NICHOLSON DEVELOPMENT PROPERTIES INC	MOSES LAKE	Cleanup Started	5	6/27/2007	Dry Cleaners
Grant	13	4	6245	54137311	PARK N PAK MOSES LAKE	MOSES LAKE	Cleanup Started	3	8/6/2008	Leaking Underground Storage Tanks
Grant	13	4	1818	606	PM AG PRODUCTS INC MOSES LAKE	MOSES LAKE	Cleanup Started	5	8/27/1991	Pesticide Handling
Grant	13	4	10939	88515682	QUINCY WATERMASTER CAMP	QUINCY	Cleanup Started	3	2/16/2011	Leaking Underground Storage Tanks
Grant	13	4	1051	14193738	US BUREAU OF RECLAMATION	GRAND COULEE	Cleanup Started	5	8/18/2010	Leaking Underground Storage Tanks
Grant	13	4	1618	2802409	WARDEN CITY WATER SUPPLY WELLS 4 & 5	WARDEN	Cleanup Started	3	2/23/2005	Pesticide Handling
Grant	13	4	506	52332779	WHITNEY DISTRIBUTING CO	MOSES LAKE	Cleanup Started	1	2/27/2001	Bulk Fuel Storage and Handling
Grant	13	4	9214	44234797	WSDOT GEORGE MAINTENANCE SITE	GEORGE	Cleanup Started	5	1/31/2014	Vehicle & Equipment Maintenance
Grant	13	4	1065	72858424	COUNTRY STORE	MOSES LAKE	Construction Complete-Performance Monitoring	4	8/18/2010	Leaking Underground Storage Tanks
Grant	13	4	2678	81125158	Moses Lake Wellfield	MOSES LAKE	Tracked by EPA	0	2/17/2010	Vehicle & Equipment Maintenance
Grays Harbor	19	6	2311	1141	CRYSTAL STEAM BATHS	ABERDEEN	Awaiting Cleanup	5	8/5/2005	Dry Cleaners, Leaking Underground Storage Tanks, Other
Grays Harbor	19	6	9697	55483231	HUBB'S MUFFLER	ABERDEEN	Awaiting Cleanup	3	12/4/2013	Leaking Underground Storage Tanks
Grays Harbor	19	6	4647	8840748	IKAN AUTO WRECKING	MONTESANO	Awaiting Cleanup	1	3/11/2014	Salvage Yards
Grays Harbor	19	6	849	9999535	SEARS AUTOMOTIVE CENTER ABERDEEN	ABERDEEN	Awaiting Cleanup	3	7/16/2014	Vehicle & Equipment Maintenance
Grays Harbor	19	6	1558	9401122	SHERMAN PROPERTY	ABERDEEN	Awaiting Cleanup	5	8/5/2005	Vehicle & Equipment Maintenance
Grays Harbor	19	6	10602	81441978	ABERDEEN POLICE DEPT CITY HALL	ABERDEEN	Cleanup Started	3	1/1/2016	Leaking Underground Storage Tanks
Grays Harbor	19	6	9264	45142528	BAY CITY SHOP ABERDEEN	ABERDEEN	Cleanup Started	1	6/10/2013	Leaking Underground Storage Tanks
Grays Harbor	19	6	7824	8888315	CASCADE NATURAL GAS CORP DISTRICT OFC	ABERDEEN	Cleanup Started	3	1/16/2014	Leaking Underground Storage Tanks
Grays Harbor	19	6	10951	88894421	CHEVRON 9-6708	ABERDEEN	Cleanup Started	5	3/12/2014	Other

Hazardous Sites List (HSL) Information

County	Leg. District	Congress. District	CSID	FSID	Cleanup Site Name	City	Site Status	RANK	Date Added to HSL	Site Description / Source of Contamination / Category
Grays Harbor	19	6	11066	92421271	CHEVRON BULK PLANT	WESTPORT	Cleanup Started	2	1/1/2016	Leaking Underground Storage Tanks
Grays Harbor	19	6	4990	1138	CHEVRON STATION 91102	ABERDEEN	Cleanup Started	3	6/25/2014	Dry Cleaners, Leaking Underground Storage Tanks
Grays Harbor	19	6	10664	82757276	ENTUS LOG ROAD CONSTRUCTION CO INC	ABERDEEN	Cleanup Started	3	2/10/2015	Leaking Underground Storage Tanks
Grays Harbor	19	6	10467	77165487	GASAMAT OIL CORP	ABERDEEN	Cleanup Started	2	3/25/2014	Leaking Underground Storage Tanks
Grays Harbor	19	6	6389	62154192	GRAYS HARBOR COUNTY PUD 1 MAINT YARD	ABERDEEN	Cleanup Started	1	1/9/2015	Leaking Underground Storage Tanks
Grays Harbor	19	6	7680	5988174	GRAYS HARBOR EQUIPMENT	ABERDEEN	Cleanup Started	5	1/1/2016	Leaking Underground Storage Tanks
Grays Harbor	19	6	10352	74116865	HARBOR TOOL RENTAL	ABERDEEN	Cleanup Started	3	12/12/2014	Leaking Underground Storage Tanks
Grays Harbor	19	6	4988	1127	Hungry Whale Grocery	WESTPORT	Cleanup Started	2	9/7/1993	Leaking Underground Storage Tanks
Grays Harbor	19	6	8704	32277166	KAMAN BEARING & SUPPLY CORP	ABERDEEN	Cleanup Started	3	6/25/2014	Leaking Underground Storage Tanks
Grays Harbor	19	6	8171	17523493	KRASOWSKI ESTATE PROPERTY	ABERDEEN	Cleanup Started	3	7/23/2014	Leaking Underground Storage Tanks
Grays Harbor	19	6	7897	11477124	MAKI GARAGE	ABERDEEN	Cleanup Started	3	2/25/2014	Leaking Underground Storage Tanks
Grays Harbor	19	6	8915	37135584	MAXI MINI MART (COSMOPOLIS)	COSMOPOLIS	Cleanup Started	3	7/23/2014	Leaking Underground Storage Tanks
Grays Harbor	19	6	7806	8655483	MINI MART	ABERDEEN	Cleanup Started	3	1/1/2016	Leaking Underground Storage Tanks
Grays Harbor	19	6	8631	29685123	MONTESANO CITY OF CITY SHOP	MONTESANO	Cleanup Started	2	5/27/2014	Leaking Underground Storage Tanks
Grays Harbor	19	6	8521	26655668	MONTESANO FIRE DEPT	MONTESANO	Cleanup Started	2	8/5/2014	Leaking Underground Storage Tanks
Grays Harbor	19	6	2803	2472930	PAKONEN BOATYARD	ABERDEEN	Cleanup Started	1	1/5/2015	Marine Services
Grays Harbor	19	6	3374	6508672	Pederson Property Montesano	MONTESANO	Cleanup Started	1	5/31/2005	Leaking Underground Storage Tanks
Grays Harbor	19	6	9243	44714997	R & G ELECTRONICS	ABERDEEN	Cleanup Started	3	6/30/2014	Leaking Underground Storage Tanks
Grays Harbor	19	6	9903	61846758	SOUTHLAND CORP 22478	ABERDEEN	Cleanup Started	3	1/15/2015	Leaking Underground Storage Tanks
Grays Harbor	19	6	6178	49931569	SUNSHINE DELI	ABERDEEN	Cleanup Started	5	1/1/2016	Leaking Underground Storage Tanks
Grays Harbor	19	6	10425	75887849	SUPERIOR AUTO BODY & TOWING	ABERDEEN	Cleanup Started	3	11/25/2013	Leaking Underground Storage Tanks
Grays Harbor	19	6	7986	13492255	TEXACO WISHKAH ABERDEEN	ABERDEEN	Cleanup Started	2	2/25/2014	Leaking Underground Storage Tanks

Hazardous Sites List (HSL) Information

County	Leg. District	Congress. District	CSID	FSID	Cleanup Site Name	City	Site Status	RANK	Date Added to HSL	Site Description / Source of Contamination / Category
Grays Harbor	19	6	6957	97193494	TONYS SHORT STOP	MONTESANO	Cleanup Started	3	11/10/2005	Leaking Underground Storage Tanks
Grays Harbor	19	6	8808	34659643	US WEST ABERDEEN	ABERDEEN	Cleanup Started	3	1/1/2016	Leaking Underground Storage Tanks
Grays Harbor	19	6	8191	17952115	WESTERN TIMBER SALVAGE	ABERDEEN	Cleanup Started	5	1/1/2016	Leaking Underground Storage Tanks
Grays Harbor	19	6	5963	36813164	Whitneys Chev Inc	MONTESANO	Cleanup Started	3	11/10/2005	Leaking Underground Storage Tanks
Grays Harbor	19	6	3845	4061791	RODERICK TIMBER CO	JUNCTION CITY	Construction Complete-Performance Monitoring	1	3/12/1991	Landfills and Hazardous Waste Facilities
Grays Harbor	24	6	548	33315723	Anderson & Middleton Co	HOQUIAM	Awaiting Cleanup	5	2/9/2007	Leaking Underground Storage Tanks
Grays Harbor	24	6	357	33541272	Apex Environmental	HOQUIAM	Awaiting Cleanup	5	2/11/2010	Misc Industrial & Commercial Activities
Grays Harbor	24	6	2404	1121	BERGS MARINE CONSTRUCTION & REPAIR	HOQUIAM	Awaiting Cleanup	2	8/22/1995	Marine Services
Grays Harbor	24	6	2576	28206	BUTCHERS SCRAP METAL INC	HOQUIAM	Awaiting Cleanup	1	1/28/2014	Salvage Yards
Grays Harbor	24	6	2506	1115	HOQUIAM MUNICIPAL LANDFILL	HOQUIAM	Awaiting Cleanup	4	6/11/2013	Landfills and Hazardous Waste Facilities
Grays Harbor	24	6	2406	1130	HOWARD MOE ENTERPRISES	HOQUIAM	Awaiting Cleanup	3	2/20/1996	Marine Services
Grays Harbor	24	6	1725	97672932	Lamb Grays Harbor Co	HOQUIAM	Awaiting Cleanup	1	12/27/2013	Misc Industrial & Commercial Activities
Grays Harbor	24	6	3289	8396916	STAJCAR PROPERTY	COPALIS BEACH	Awaiting Cleanup	1	12/9/2013	Other
Grays Harbor	24	6	2310	1128	VIRGIL FOSTER	MONTESANO	Awaiting Cleanup	1	8/22/1995	Salvage Yards
Grays Harbor	24	6	3335	4619393	WA DOT WEYERHAEUSER PONDS	QUINAULT	Awaiting Cleanup	1	1/27/2014	Discharges & Outfalls
Grays Harbor	24	6	10443	76293784	15 MINUTE LUBE	HOQUIAM	Cleanup Started	3	6/25/2014	Leaking Underground Storage Tanks
Grays Harbor	24	6	6297	56149154	7 ELEVEN STORE 22261	HOQUIAM	Cleanup Started	3	7/23/2014	Leaking Underground Storage Tanks
Grays Harbor	24	6	392	33548485	BNSF HOQUIAM SITE	HOQUIAM	Cleanup Started	2	8/8/2013	Leaking Underground Storage Tanks
Grays Harbor	24	6	9800	58253768	CENEX	SATSOP	Cleanup Started	2	5/27/2014	Leaking Underground Storage Tanks
Grays Harbor	24	6	8329	22586116	CHEVRON 93843	ELMA	Cleanup Started	2	3/18/2014	Leaking Underground Storage Tanks
Grays Harbor	24	6	4989	1137	CHEVRON STATION 1125	HOQUIAM	Cleanup Started	3	3/30/2015	Leaking Underground Storage Tanks
Grays Harbor	24	6	9705	55626589	COPALIS CROSSING TEXACO	COPALIS CROSSING	Cleanup Started	3	4/2/2015	Leaking Underground Storage Tanks

Hazardous Sites List (HSL) Information

County	Leg. District	Congress. District	CSID	FSID	Cleanup Site Name	City	Site Status	RANK	Date Added to HSL	Site Description / Source of Contamination / Category
Grays Harbor	24	6	9993	64241737	GULL HOQUIAM	HOQUIAM	Cleanup Started	3	5/27/2014	Leaking Underground Storage Tanks
Grays Harbor	24	6	8681	31771524	HOQUIAM CITY OF LINCOLN ST SHOP	HOQUIAM	Cleanup Started	3	7/16/2014	Leaking Underground Storage Tanks
Grays Harbor	24	6	10922	88269183	LAKE QUINAULT GARAGE	QUINAULT	Cleanup Started	2	12/9/2013	Leaking Underground Storage Tanks
Grays Harbor	24	6	6335	58141852	MCCLEARY TRANSIT CENTER	MCCLEARY	Cleanup Started	3	1/1/2016	Leaking Underground Storage Tanks
Grays Harbor	24	6	2529	1117	Most Western Laundry	Hoquiam	Cleanup Started	1	8/27/1991	Dry Cleaners
Grays Harbor	24	6	677	87399456	PETTIT OIL 640 700 OR 720 MYRTLE ST	HOQUIAM	Cleanup Started	1	7/30/2014	Bulk Fuel Storage and Handling
Grays Harbor	24	6	8265	21142429	TEXACO KEN HARRISON	HOQUIAM	Cleanup Started	3	6/26/2014	Leaking Underground Storage Tanks
Grays Harbor	24	6	10206	69672675	TRUS JOIST MACMILLAN	ELMA	Cleanup Started	2	4/13/2015	Leaking Underground Storage Tanks
Grays Harbor	24	6	7139	86125878	YOU & I MARKET	PACIFIC BEACH	Cleanup Started	1	4/1/2014	Leaking Underground Storage Tanks
Island	10	2	2261	39633333	HARBOR AIRLINES	OAK HARBOR	Awaiting Cleanup	3	11/5/2002	Misc Industrial & Commercial Activities
Island	10	2	3426	4066617	Holmes Harbor Rod & Gun Club	LANGLEY	Awaiting Cleanup	4	10/14/2003	Military Facilities; Munitions Related
Island	10	2	1344	1087945	Hwy 20 & Sleeper Rd	OAK HARBOR	Awaiting Cleanup	1	12/23/2003	Other, Spills
Island	10	2	4424	2006	MELCO MFG TRACT 4	OAK HARBOR	Awaiting Cleanup	5	8/20/2003	Metal Works
Island	10	2	4723	2007	OAK HARBOR LANDFILL	OAK HARBOR	Awaiting Cleanup	2	1/23/2009	Landfills and Hazardous Waste Facilities
Island	10	2	4286	2015	WHIDBEY OIL	CLINTON	Awaiting Cleanup	5	2/29/2000	Bulk Fuel Storage and Handling
Island	10	2	4726	2016	Adamson Building	LANGLEY	Cleanup Started	5	8/2/2002	Other
Island	10	2	11027	91445142	Coupes Greenbank Store	GREENBANK	Cleanup Started	5	12/26/2012	Leaking Underground Storage Tanks
Island	10	2	7881	11217637	Naomi's Selfserve & Grocery Liberty 903	LANGLEY	Cleanup Started	3	4/4/2013	Leaking Underground Storage Tanks
Island	10	2	10177	68764476	Oak Harbor Motors	OAK HARBOR	Cleanup Started	5	1/29/2014	Leaking Underground Storage Tanks
Island	10	2	9430	49182662	Simmons Garage	CLINTON	Cleanup Started	3	7/17/2013	Leaking Underground Storage Tanks
Island	10	2	2378	130	US NAVY Air Station Whidbey Island Ault	OAK HARBOR	Cleanup Started	0	2/25/2004	NULL
Island	10	2	2503	136	US NAVY WHIDBEY HWES	OAK HARBOR	Cleanup Started	0	9/18/1992	NULL
Island	10	2	3038	137	US NAVY WHIDBEY LAKE HANCOCK	OAK HARBOR	Cleanup Started	1	3/8/1994	Landfills and Hazardous Waste Facilities
Island	10	2	2379	132	US NAVY WHIDBEY OU2	OAK HARBOR	Cleanup Started	0	2/22/1995	NULL
Island	10	2	2286	133	US NAVY WHIDBEY OU3	OAK HARBOR	Cleanup Started	0	2/22/1995	NULL
Island	10	2	3037	135	US NAVY WHIDBEY OU5	OAK HARBOR	Cleanup Started	0	2/22/1995	NULL
Island	10	2	1677	67449232	Whidbey Press	OAK HARBOR	Cleanup Started	5	2/12/2008	Leaking Underground Storage Tanks

Hazardous Sites List (HSL) Information

County	Leg. District	Congress. District	CSID	FSID	Cleanup Site Name	City	Site Status	RANK	Date Added to HSL	Site Description / Source of Contamination / Category
Island	10	2	2285	131	US NAVY WHIDBEY OU1	OAK HARBOR	Construction Complete-Performance Monitoring	0	2/22/1995	NULL
Jefferson	24	6	1559	9412888	ANDERSON PROPERTY OLD HADLOCK RD	PORT HADLOCK	Awaiting Cleanup	1	12/28/2007	Leaking Underground Storage Tanks
Jefferson	24	6	271	3828620	Glen Neet Buzzys Property Scrap Yard	PORT TOWNSEND	Awaiting Cleanup	2	2/3/2010	Salvage Yards
Jefferson	24	6	3005	8531364	MOUNT BAKER BLOCK BUILDING	PORT TOWNSEND	Awaiting Cleanup	5	7/27/2007	Leaking Underground Storage Tanks
Jefferson	24	6	1962	1079161	ROGER BROWN PROPERTY	CHIMACUM	Awaiting Cleanup	3	8/4/2009	Landfills and Hazardous Waste Facilities
Jefferson	24	6	5941	36115596	BILLS GARAGE CHIMACUM	CHIMACUM	Cleanup Started	2	4/10/2013	Leaking Underground Storage Tanks
Jefferson	24	6	6945	96498799	BRINNON GENERAL STORE	BRINNON	Cleanup Started	1	2/9/2011	Leaking Underground Storage Tanks
Jefferson	24	6	8349	22956159	CHEVRON 5389	PORT TOWNSEND	Cleanup Started	3	8/9/2017	Leaking Underground Storage Tanks
Jefferson	24	6	3044	1148	CHEVRON BULK PLANT PORT TOWNSEND 1323	PORT TOWNSEND	Cleanup Started	1	8/27/1991	Bulk Fuel Storage and Handling
Jefferson	24	6	4637	4776819	INDIAN POINT	PORT TOWNSEND	Cleanup Started	3	8/1/2013	Bulk Fuel Storage and Handling
Jefferson	24	6	9540	52447879	JEFFERSON COUNTY QUILCENE SHOP SITE	QUILCENE	Cleanup Started	3	3/31/2015	Leaking Underground Storage Tanks
Jefferson	24	6	2673	24761	LEES TRUCK REPAIR	CHIMACUM	Cleanup Started	1	10/16/2012	Vehicle & Equipment Maintenance
Jefferson	24	6	1196	62223345	OLYMPIC WATER & SEWER INC	PORT LUDLOW	Cleanup Started	2	8/16/2011	Leaking Underground Storage Tanks
Jefferson	24	6	6824	89236919	PENNY SAVER MART	PORT TOWNSEND	Cleanup Started	1	8/16/2011	Leaking Underground Storage Tanks
Jefferson	24	6	6854	91762839	PORT LUDLOW GOLF COURSE	PORT LUDLOW	Cleanup Started	3	12/26/2007	Leaking Underground Storage Tanks
Jefferson	24	6	9514	51695615	QUILCENE GROCERY	QUILCENE	Cleanup Started	2	9/16/2015	Leaking Underground Storage Tanks
Jefferson	24	6	6880	93244565	SEABREEZE SHELL	PORT TOWNSEND	Cleanup Started	5	9/25/2015	Leaking Underground Storage Tanks, Other
Jefferson	24	6	111	203	US NAVY PORT HADLOCK	PORT HADLOCK	Cleanup Started	0	2/25/1992	Military Facilities; Munitions Related
Jefferson	24	6	2653	88622324	US NAVY PORT HADLOCK AREA 21	PORT HADLOCK	Cleanup Started	0	2/11/2000	Landfills and Hazardous Waste Facilities
Jefferson	24	6	1930	77922123	US NAVY PORT HADLOCK AREA 10	PORT HADLOCK	Construction Complete-Performance Monitoring	0	2/11/2000	Landfills and Hazardous Waste Facilities
Jefferson	24	6	733	206	US NAVY PORT HADLOCK AREA 10 & 21	PORT HADLOCK	Construction Complete-Performance Monitoring	0	2/25/1992	Landfills and Hazardous Waste Facilities
Jefferson	24	6	732	205	US NAVY PORT HADLOCK AREA 12	PORT HADLOCK	Construction Complete-Performance Monitoring	0	2/22/1995	Military Facilities; Munitions Related
King	1	1	11141	94213842	CHEVRON 93299	BOTHELL	Awaiting Cleanup	4	8/9/2013	Leaking Underground Storage Tanks
King	1	1	6418	63618231	Als Auto Bothell Wexler	BOTHELL	Cleanup Started	4	8/8/2013	Leaking Underground Storage Tanks

Hazardous Sites List (HSL) Information

County	Leg. District	Congress. District	CSID	FSID	Cleanup Site Name	City	Site Status	RANK	Date Added to HSL	Site Description / Source of Contamination / Category
King	1	1	3013	73975762	Bothell Landing	BOTHELL	Cleanup Started	2	8/12/2009	Leaking Underground Storage Tanks
King	1	1	3051	93536765	Bothell Paint & Decorating	BOTHELL	Cleanup Started	1	8/12/2009	Leaking Underground Storage Tanks
King	1	1	6240	53578168	Bothell Riverside TPH	BOTHELL	Cleanup Started	2	8/12/2009	Leaking Underground Storage Tanks
King	1	1	3172	379891	Ultra Custom Care Cleaners	BOTHELL	Cleanup Started	3	2/14/2007	Dry Cleaners
King	1	1	5084	2302	Bothell BP 11352	BOTHELL	Construction Complete-Performance Monitoring	3	6/30/1994	Leaking Underground Storage Tanks
King	5	8	3336	6241773	BNRR Switching Yard Cedar Falls	CEDAR FALLS	Awaiting Cleanup	5	2/29/2000	Bulk Fuel Storage and Handling
King	5	8	3888	11385314	Engineered Coating Systems	NORTH BEND	Awaiting Cleanup	1	2/20/2002	Metal Works
King	5	8	3534	15842283	Issaquah Sportsmen Club 1	ISSAQUAH	Awaiting Cleanup	3	1/25/2005	Military Facilities; Munitions Related
King	5	8	3244	98935455	Issaquah Sportsmen Club 2	ISSAQUAH	Awaiting Cleanup	4	2/20/2002	Other
King	5	8	1332	2261	OLD LAWSON RD	BLACK DIAMOND	Awaiting Cleanup	1	8/27/1991	Misc Industrial & Commercial Activities
King	5	8	4615	42286998	PALMER COKING COAL CO MORGAN KAME	BLACK DIAMOND	Awaiting Cleanup	3	8/22/1995	Mining & Drilling
King	5	8	2416	2502	S & S ENTERPRISES	MAPLE VALLEY	Awaiting Cleanup	4	8/22/1995	Landfills and Hazardous Waste Facilities
King	5	8	2176	3146354	SAFFORD PROPERTY	RAVENSDALE	Awaiting Cleanup	4	7/31/2003	Landfills and Hazardous Waste Facilities
King	5	8	1788	44228651	Sischo Property	MAPLE VALLEY	Awaiting Cleanup	3	6/24/2004	Landfills and Hazardous Waste Facilities
King	5	8	6927	95498636	Caseys Shell	ISSAQUAH	Cleanup Started	1	8/2/2010	Leaking Underground Storage Tanks
King	5	8	10475	77275183	CHEVRON 90709	FALL CITY	Cleanup Started	1	8/8/2013	Leaking Underground Storage Tanks
King	5	8	10507	77989332	CHEVRON STATION NORTH BEND	NORTH BEND	Cleanup Started	1	8/8/2013	Leaking Underground Storage Tanks
King	5	8	7027	2020	King County Cedar Hills Landfill	MAPLE VALLEY	Cleanup Started	5	8/2/1992	Landfills and Hazardous Waste Facilities
King	5	8	60	2139	Landsburg Mine	RAVENSDALE	Cleanup Started	1	8/15/1991	Landfills and Hazardous Waste Facilities
King	5	8	10655	82682276	NORTH BEND TEXACO	NORTH BEND	Cleanup Started	1	8/8/2013	Leaking Underground Storage Tanks
King	5	8	658	245	QUEEN CITY FARMS	MAPLE VALLEY	Cleanup Started	0	2/3/2004	NULL
King	5	8	2877	140	QUEEN CITY FARMS A	ISSAQUAH	Cleanup Started	0	2/22/1995	NULL
King	5	8	3039	144	QUEEN CITY FARMS A 4 TEK	ISSAQUAH	Cleanup Started	0	2/22/1995	NULL
King	5	8	2504	143	QUEEN CITY FARMS A BURIED DRUM	ISSAQUAH	Cleanup Started	0	2/22/1995	NULL
King	5	8	2307	142	QUEEN CITY FARMS A IRM	ISSAQUAH	Cleanup Started	0	2/22/1995	NULL
King	5	8	2306	141	QUEEN CITY FARMS B	ISSAQUAH	Cleanup Started	0	9/10/1990	NULL

Hazardous Sites List (HSL) Information

County	Leg. District	Congress. District	CSID	FSID	Cleanup Site Name	City	Site Status	RANK	Date Added to HSL	Site Description / Source of Contamination / Category
King	5	8	4728	2041	Reserve Silica Corporation	RAVENSDALE	Cleanup Started	1	1/26/2016	Landfills and Hazardous Waste Facilities, Mining & Drilling
King	11	9	1901	19237	Arrow Metals Corp	WOODINVILLE	Awaiting Cleanup	3	2/27/2001	Salvage Yards
King	11	7	18	2142	Ash Grove Cement West Inc	SEATTLE	Awaiting Cleanup	4	6/8/2016	Misc Industrial & Commercial Activities
King	11	9	3575	8162841	ATC Distribution Group	Seattle	Awaiting Cleanup	4	2/4/2015	Leaking Underground Storage Tanks
King	11	9	1844	83476734	Basin Oil Co Dallas Ave	SEATTLE	Awaiting Cleanup	1	2/4/2015	Bulk Fuel Storage and Handling
King	11	9	57	2103	Bow Lake Landfill	TUKWILA	Awaiting Cleanup	3	10/16/2015	Landfills and Hazardous Waste Facilities
King	11	7	4527	11598755	Capital Industries Inc	SEATTLE	Awaiting Cleanup	3	8/10/2015	NULL
King	11	7	464	5582021	Chan Family Vineyards	SEATTLE	Awaiting Cleanup	3	6/9/2015	Other
King	11	7	7446	1792892	Chevron 90636	SEATTLE	Awaiting Cleanup	4	2/4/2015	Leaking Underground Storage Tanks
King	11	9	3377	8724112	Crowell Residence	TUKWILA	Awaiting Cleanup	5	8/10/2015	Leaking Underground Storage Tanks
King	11	9	1305	2084	Emerald Tool	SEATTLE	Awaiting Cleanup	5	2/28/1997	Leaking Underground Storage Tanks
King	11	7	1755	2337	Franks Used Cars	SEATTLE	Awaiting Cleanup	4	6/9/2015	Spills, Vehicle & Equipment Maintenance
King	11	9	229	1557860	Halfon Candy Co	SEATTLE	Awaiting Cleanup	4	6/9/2015	Other
King	11	9	12573	8137128	Hangar 5 KCIA	SEATTLE	Awaiting Cleanup	4	8/21/2015	Misc Industrial & Commercial Activities
King	11	9	12298	9309618	Independent Metals Plant 1	Seattle	Awaiting Cleanup	4	10/30/2015	Misc Industrial & Commercial Activities
King	11	9	12300	16139	Independent Metals Plant 2	SEATTLE	Awaiting Cleanup	4	10/30/2015	Misc Industrial & Commercial Activities
King	11	9	12299	21489	Independent Metals Storage Lot	SEATTLE	Awaiting Cleanup	4	10/30/2015	Misc Industrial & Commercial Activities
King	11	7	794	2133	Industrial Plating Corp	SEATTLE	Awaiting Cleanup	4	2/29/2000	Metal Works
King	11	9	2055	2335	Interstate Coatings	SEATTLE	Awaiting Cleanup	2	8/18/1998	Metal Works
King	11	9	12226	20958	KCIA Standard Gas Station	Seattle	Awaiting Cleanup	4	8/21/2015	Leaking Underground Storage Tanks
King	11	7	463	5568786	Lennox Industries Inc	Seattle	Awaiting Cleanup	3	2/4/2015	Misc Industrial & Commercial Activities
King	11	9	3163	2423	LITTLE ETHELS AUTO WRECKING	SEATTLE	Awaiting Cleanup	1	8/28/2001	Salvage Yards
King	11	9	11334	98798343	Museum of Flight Property	SEATTLE	Awaiting Cleanup	4	7/1/2015	Leaking Underground Storage Tanks
King	11	7	6319	57454884	Perfection Smokery	SEATTLE	Awaiting Cleanup	5	7/1/2015	Leaking Underground Storage Tanks
King	11	8	4119	1292568	Pillon Property	RENTON	Awaiting Cleanup	1	1/14/2016	Spills
King	11	7	826	2161	PIONEER ENAMEL MANUFACTURE	SEATTLE	Awaiting Cleanup	4	9/10/1990	Misc Industrial & Commercial Activities
King	11	7	1825	2313	Port of Seattle Terminal 106 NW	SEATTLE	Awaiting Cleanup	3	8/3/2015	Misc Industrial & Commercial Activities
King	11	7	3696	2450	Sahlberg Equipment	SEATTLE	Awaiting Cleanup	4	2/4/2015	Misc Industrial & Commercial Activities
King	11	7	1328	2229	Samis Land Co	SEATTLE	Awaiting Cleanup	5	8/20/1996	Chemical & Paint Manuf. & Distribution

Hazardous Sites List (HSL) Information

County	Leg. District	Congress. District	CSID	FSID	Cleanup Site Name	City	Site Status	RANK	Date Added to HSL	Site Description / Source of Contamination / Category
King	11	7	2359	2307	SEATTLE BARREL & COOPERAGE	SEATTLE	Awaiting Cleanup	4	8/28/2001	Misc Industrial & Commercial Activities
King	11	7	11440	63747158	Seattle City DOT Sunny Jim	SEATTLE	Awaiting Cleanup	4	7/1/2015	Misc Industrial & Commercial Activities
King	11	7	3476	16777876	SEATTLE CITY LIGHT 4TH AVE S	SEATTLE	Awaiting Cleanup	5	2/3/2004	Metal Works
King	11	9	11905	55416995	Seattle Jet Services	SEATTLE	Awaiting Cleanup	5	8/6/2015	Leaking Underground Storage Tanks
King	11	7	11971	62393528	Seattle Public Utilities Spoils Yard	SEATTLE	Awaiting Cleanup	5	7/1/2015	Leaking Underground Storage Tanks
King	11	7	3348	4195841	Seattle ROW 2nd & Spokane	SEATTLE	Awaiting Cleanup	5	8/10/2015	Misc Industrial & Commercial Activities
King	11	9	12462	7109	Seattle West Duwamish Trail	Seattle	Awaiting Cleanup	4	7/1/2015	Misc Industrial & Commercial Activities
King	11	7	12463	1523145	Snopac Property	SEATTLE	Awaiting Cleanup	2	7/1/2015	Misc Industrial & Commercial Activities
King	11	9	9426	48968474	South Park 76	SEATTLE	Awaiting Cleanup	4	2/4/2015	Leaking Underground Storage Tanks
King	11	9	2858	44653368	South Park Marina	SEATTLE	Awaiting Cleanup	2	2/4/2015	Marine Services
King	11	7	1890	2366	Spear Trusts Warehouse	SEATTLE	Awaiting Cleanup	5	8/20/2002	Landfills and Hazardous Waste Facilities
King	11	9	12223	19184	Standard Oil King Cnty Airport	SEATTLE	Awaiting Cleanup	4	8/21/2015	Other
King	11	9	4466	2057	Sternoff Metals	SEATTLE	Awaiting Cleanup	5	8/27/1991	Salvage Yards
King	11	9	1800	86248197	Triad Machinery Inc Tukwila	TUKWILA	Awaiting Cleanup	3	8/11/2014	Misc Industrial & Commercial Activities
King	11	9	7438	1661671	Warners Auto Repair	Seattle	Awaiting Cleanup	5	7/1/2015	Leaking Underground Storage Tanks, Vehicle & Equipment Maintenance
King	11	7	8390	23766347	80 S Hudson St	SEATTLE	Cleanup Started	5	8/8/2013	Leaking Underground Storage Tanks
King	11	9	5056	2072	8801 E Marginal Way S	TUKWILA	Cleanup Started	1	7/7/2008	Metal Works
King	11	9	10032	64987158	A & T Pump	SEATTLE	Cleanup Started	3	8/21/2015	Leaking Underground Storage Tanks
King	11	7	5161	2586	Acme Intercity Freight	SEATTLE	Cleanup Started	5	2/20/1998	Leaking Underground Storage Tanks
King	11	7	6324	57633623	Air Tec Company	SEATTLE	Cleanup Started	4	7/1/2015	Leaking Underground Storage Tanks
King	11	9	12	2081	Airco	SEATTLE	Cleanup Started	3	12/5/2014	Other
King	11	7	4100	8112883	Alaska Street	SEATTLE	Cleanup Started	5	6/9/2015	Misc Industrial & Commercial Activities
King	11	7	2921	4383003	Alaska Street 2	SEATTLE	Cleanup Started	5	2/4/2015	Misc Industrial & Commercial Activities
King	11	7	1404	11415	Alaskan Copper Works	SEATTLE	Cleanup Started	5	8/3/2015	Metal Works
King	11	7	10000	64369793	Andys Diner	SEATTLE	Cleanup Started	4	2/3/2014	Leaking Underground Storage Tanks
King	11	7	3548	88531932	Art Brass Plating Inc Seattle	SEATTLE	Cleanup Started	3	8/10/2015	NULL
King	11	7	11176	94925241	Ball Incon	SEATTLE	Cleanup Started	4	8/8/2013	Leaking Underground Storage Tanks
King	11	7	1588	7118747	Blaser Die Casting Co	SEATTLE	Cleanup Started	5	8/10/2015	Misc Industrial & Commercial Activities
King	11	7	9354	47157762	Bob's Texaco Station	SEATTLE	Cleanup Started	5	2/4/2015	Leaking Underground Storage Tanks

Hazardous Sites List (HSL) Information

County	Leg. District	Congress. District	CSID	FSID	Cleanup Site Name	City	Site Status	RANK	Date Added to HSL	Site Description / Source of Contamination / Category
King	11	9	5059	2101	Boeing Developmental Center	TUKWILA	Cleanup Started	1	2/13/2019	Leaking Underground Storage Tanks
King	11	9	7030	2551	Boeing Field Chevron	TUKWILA	Cleanup Started	3	8/7/2014	Leaking Underground Storage Tanks
King	11	9	1944	2218	Boeing Isaacson Thompson	TUKWILA	Cleanup Started	2	7/31/2008	Wood Treatment
King	11	9	12904	14532	Boeing Military Flight Center	TUKWILA	Cleanup Started	2	1/20/2019	Discharges & Outfalls, Misc Industrial & Commercial Activities
King	11	9	96	2100	Boeing Plant 2	SEATTLE	Cleanup Started	1	2/25/1992	Landfills and Hazardous Waste Facilities
King	11	9	12293	24470	Borrelli Real Estate Investments	TUKWILA	Cleanup Started	4	8/19/2015	Leaking Underground Storage Tanks
King	11	7	2622	47779679	Burlington Environmental LLC Georgetown	SEATTLE	Cleanup Started	4	8/10/2015	NULL
King	11	7	10139	67812977	Camcal Co Inc	SEATTLE	Cleanup Started	4	2/9/2018	Leaking Underground Storage Tanks
King	11	9	6082	43643315	Chevron 98484	Seattle	Cleanup Started	4	2/4/2015	Leaking Underground Storage Tanks
King	11	7	2132	2344	Chevron Seattle Terminal 4097	SEATTLE	Cleanup Started	2	12/28/2015	Bulk Fuel Storage and Handling
King	11	7	6262	54757868	Consolidated Freightways Seattle	SEATTLE	Cleanup Started	4	6/9/2015	Leaking Underground Storage Tanks
King	11	9	11127	93927211	Crosby Auto Repair	SEATTLE	Cleanup Started	4	7/1/2015	Leaking Underground Storage Tanks, Vehicle & Equipment Maintenance
King	11	9	2520	1940187	Crowley Marine Services 8th Ave S	SEATTLE	Cleanup Started	2	2/5/2008	Wood Treatment
King	11	7	8900	36716241	Dawson Street Land Co	SEATTLE	Cleanup Started	5	7/1/2015	Leaking Underground Storage Tanks
King	11	7	9450	49549573	Discount Office Furniture	SEATTLE	Cleanup Started	5	7/1/2015	Leaking Underground Storage Tanks
King	11	7	10409	75459442	Draper Associates	SEATTLE	Cleanup Started	5	2/3/2014	Leaking Underground Storage Tanks
King	11	9	77	2063	Duwamish Fill Site	SEATTLE	Cleanup Started	1	2/9/2018	Other
King	11	7	4146	21945598	Duwamish Marine Center	SEATTLE	Cleanup Started	1	2/15/2012	Marine Services
King	11	9	2732	29959714	Duwamish River Slip 4	SEATTLE	Cleanup Started	0	4/29/2003	Discharges & Outfalls
King	11	7	2269	82527483	E & E Foods Building	SEATTLE	Cleanup Started	5	2/4/2015	Misc Industrial & Commercial Activities
King	11	7	4105	8257245	E Marginal Way ROW Grade Project	SEATTLE	Cleanup Started	3	8/10/2015	Misc Industrial & Commercial Activities
King	11	7	7321	94563865	Elliott Tire & Service Co	SEATTLE	Cleanup Started	5	8/8/2013	Leaking Underground Storage Tanks
King	11	9	6584	73338176	Emerald Gateway	SEATTLE	Cleanup Started	5	2/9/2018	Leaking Underground Storage Tanks
King	11	7	1201	75996239	Enterprises NW	SEATTLE	Cleanup Started	4	8/17/2018	Metal Works
King	11	9	9417	48796862	Exxon 72894	SEATTLE	Cleanup Started	1	2/4/2015	Leaking Underground Storage Tanks
King	11	9	385	18434384	Family Fun Center	TUKWILA	Cleanup Started	1	1/20/2019	Other, Vehicle & Equipment Maintenance
King	11	7	3441	73876963	FedEx Express BFIA	SEATTLE	Cleanup Started	4	6/9/2015	Spills
King	11	7	8421	24422372	FLAJOLE BROS INC	SEATTLE	Cleanup Started	5	8/8/2013	Leaking Underground Storage Tanks

Hazardous Sites List (HSL) Information

County	Leg. District	Congress. District	CSID	FSID	Cleanup Site Name	City	Site Status	RANK	Date Added to HSL	Site Description / Source of Contamination / Category
King	11	7	8799	34467932	Food Service International	SEATTLE	Cleanup Started	5	8/8/2013	Leaking Underground Storage Tanks
King	11	9	5082	2282	Fox Ave Building	SEATTLE	Cleanup Started	1	2/25/1994	Leaking Underground Storage Tanks
King	11	9	2979	2402	Gaco Western	TUKWILA	Cleanup Started	3	2/10/1993	Leaking Underground Storage Tanks
King	11	9	1836	20194	Galvin Quad Lease Area Remediation	SEATTLE	Cleanup Started	4	8/6/2015	Misc Industrial & Commercial Activities
King	11	9	7758	7727938	Gary Merlino Construction	SEATTLE	Cleanup Started	4	2/4/2015	Leaking Underground Storage Tanks
King	11	7	2446	2522	General Electric Aviation Div	SEATTLE	Cleanup Started	2	2/20/1996	Metal Works
King	11	9	9951	63168342	Glitsa American Inc	SEATTLE	Cleanup Started	3	7/1/2015	Chemical & Paint Manuf. & Distribution, Leaking Underground Storage Tanks
King	11	7	10261	71749732	Gray Line of Seattle	SEATTLE	Cleanup Started	5	2/3/2014	Leaking Underground Storage Tanks
King	11	7	7490	2563622	GULL 219	SEATTLE	Cleanup Started	5	8/8/2013	Leaking Underground Storage Tanks
King	11	9	6574	72811433	Hangar Holdings Inc	SEATTLE	Cleanup Started	4	8/18/2015	Leaking Underground Storage Tanks
King	11	7	1372	989871	Harbor Island East Waterway	SEATTLE	Cleanup Started	0	8/28/2005	Marine Services
King	11	9	9114	42127616	Hurlen Construction	SEATTLE	Cleanup Started	4	2/3/2015	Leaking Underground Storage Tanks
King	11	9	62	2154	Industrial Container Services WA LLC	SEATTLE	Cleanup Started	4	8/27/1991	Misc Industrial & Commercial Activities
King	11	9	8481	2335	Interstate Coatings LUST	SEATTLE	Cleanup Started	3	7/1/2015	Leaking Underground Storage Tanks
King	11	7	7653	5645875	Jack in the Box 4th & Holgate	SEATTLE	Cleanup Started	4	8/8/2013	Leaking Underground Storage Tanks
King	11	7	7380	2253	James Hardie Gypsum	SEATTLE	Cleanup Started	4	7/1/2015	Leaking Underground Storage Tanks
King	11	9	3689	2382	Jorgensen Forge Corp	SEATTLE	Cleanup Started	1	8/25/1993	Metal Works
King	11	9	9838	59337954	Jumbo Deli 76	TUKWILA	Cleanup Started	4	8/19/2015	Leaking Underground Storage Tanks
King	11	9	12485	23347	KC Roads S Rose St Heating Oil Tank	SEATTLE	Cleanup Started	4	8/6/2015	Heating Oil Tank
King	11	9	5053	2051	KCIA Maintenance Shop LUST	SEATTLE	Cleanup Started	4	10/14/2015	Leaking Underground Storage Tanks
King	11	7	5064	2163	Kelly Moore Paint Co	SEATTLE	Cleanup Started	5	8/18/1998	Chemical & Paint Manuf. & Distribution
King	11	7	5146	2552	King County Metro Transit PD HQ	SEATTLE	Cleanup Started	5	8/18/2015	Leaking Underground Storage Tanks
King	11	9	7790	8422289	King County Metro Transit S Annex	TUKWILA	Cleanup Started	1	8/19/2015	Leaking Underground Storage Tanks, Vehicle & Equipment Maintenance
King	11	7	12255	27585467	King County Orcas Street Facility	SEATTLE	Cleanup Started	5	8/10/2015	Vehicle & Equipment Maintenance
King	11	7	7373	2140	Lee & Eastes Tank Lines	SEATTLE	Cleanup Started	5	8/18/2015	Leaking Underground Storage Tanks
King	11	7	5070	2226	Longview Fibre Paper & Packaging Inc	SEATTLE	Cleanup Started	5	8/15/1990	Leaking Underground Storage Tanks
King	11	7	10135	67737549	LOOMIS ARMORED TRANSPORT	SEATTLE	Cleanup Started	5	8/8/2013	Leaking Underground Storage Tanks

Hazardous Sites List (HSL) Information

County	Leg. District	Congress. District	CSID	FSID	Cleanup Site Name	City	Site Status	RANK	Date Added to HSL	Site Description / Source of Contamination / Category
King	11	9	3798	2430	Manitowak Western	Seattle	Cleanup Started	3	2/4/2015	Other
King	11	9	8993	38921541	Marine Lumber Service S Chicago St	SEATTLE	Cleanup Started	4	8/3/2015	Leaking Underground Storage Tanks
King	11	9	10349	73969348	Marine Lumber Service S Kenyon St	SEATTLE	Cleanup Started	5	8/3/2015	Leaking Underground Storage Tanks
King	11	9	12151	38921541	Marine Lumber Service S Monroe R-O-W	SEATTLE	Cleanup Started	4	8/3/2015	Wood Treatment
King	11	9	1943	2216	Marine Vacuum Service	SEATTLE	Cleanup Started	3	8/15/1990	Landfills and Hazardous Waste Facilities
King	11	9	11275	97268417	McConkey Property	TUKWILA	Cleanup Started	5	8/3/2015	Leaking Underground Storage Tanks
King	11	9	7721	6924961	Mikes Texaco	SEATTLE	Cleanup Started	5	12/5/2017	Leaking Underground Storage Tanks
King	11	7	2711	4583992	Moss G Milan Property	SEATTLE	Cleanup Started	3	8/3/2015	Misc Industrial & Commercial Activities
King	11	7	10342	73845797	NATIONAL TRANSFER	SEATTLE	Cleanup Started	5	2/3/2014	Leaking Underground Storage Tanks
King	11	9	8917	37151266	NC Machinery Lift Truck	TUKWILA	Cleanup Started	4	8/19/2015	Misc Industrial & Commercial Activities, Vehicle & Equipment Maintenance
King	11	9	5071	2227	NC Machinery Tukwila	TUKWILA	Cleanup Started	1	8/18/2015	Leaking Underground Storage Tanks
King	11	7	1707	48839659	Newell Properties	SEATTLE	Cleanup Started	5	8/8/2013	Leaking Underground Storage Tanks
King	11	9	11248	96556255	Nordstrom Distribution Center	TUKWILA	Cleanup Started	3	8/19/2015	Leaking Underground Storage Tanks
King	11	9	4765	2050	North Boeing Field Georgetown Steam Plant	SEATTLE	Cleanup Started	5	8/25/1993	Manufactured Gas; Power Generation
King	11	9	5062	2153	North Coast Chemical	SEATTLE	Cleanup Started	1	2/4/2015	Leaking Underground Storage Tanks
King	11	7	11223	95914926	Northwest Motor Parts	SEATTLE	Cleanup Started	5	8/8/2013	Leaking Underground Storage Tanks
King	11	9	3272	2392	Northwest Pipeline Seattle	RENTON	Cleanup Started	3	2/28/1997	Bulk Fuel Storage and Handling
King	11	7	10763	84832436	Oberto Sausage Company	SEATTLE	Cleanup Started	4	7/1/2015	Leaking Underground Storage Tanks
King	11	9	2978	2400	Olympic Pipe Line Co Renton Station	RENTON	Cleanup Started	2	2/17/1998	Bulk Fuel Storage and Handling
King	11	9	9298	45787437	Olympic Steel Door	Seattle	Cleanup Started	4	2/4/2015	Leaking Underground Storage Tanks
King	11	9	10316	73263954	PENINSULA TRUCK LINES	SEATTLE	Cleanup Started	5	8/11/2014	Leaking Underground Storage Tanks
King	11	7	6556	71868277	Penske Truck Leasing Co LP Seattle 1st	SEATTLE	Cleanup Started	5	1/7/2007	Vehicle & Equipment Maintenance
King	11	7	4137	13523822	Penthouse Drapery	SEATTLE	Cleanup Started	5	8/18/2015	Dry Cleaners
King	11	9	29	2070	Phillips 66 Renton Terminal	RENTON	Cleanup Started	5	2/15/1991	Bulk Fuel Storage and Handling
King	11	7	3221	8613035	Ponchos Legacy	SEATTLE	Cleanup Started	4	8/10/2015	Metal Works
King	11	7	7816	8781589	Port of Seattle Terminal 106 W	SEATTLE	Cleanup Started	2	8/11/2015	Leaking Underground Storage Tanks
King	11	7	7817	2313	Port of Seattle Terminal 106NW	SEATTLE	Cleanup Started	4	8/3/2015	Leaking Underground Storage Tanks

Hazardous Sites List (HSL) Information

County	Leg. District	Congress. District	CSID	FSID	Cleanup Site Name	City	Site Status	RANK	Date Added to HSL	Site Description / Source of Contamination / Category
King	11	9	1385	2202	Port of Seattle Terminal 117	SEATTLE	Cleanup Started	0	8/27/1991	NULL
King	11	9	4532	2056	Precision Engineering Inc	SEATTLE	Cleanup Started	1	9/10/1990	Metal Works
King	11	9	9511	51647545	PSE UST Ursula Place	SEATTLE	Cleanup Started	4	7/1/2015	Leaking Underground Storage Tanks
King	11	7	5478	9192461	Rainier Brewery	SEATTLE	Cleanup Started	4	6/9/2015	Leaking Underground Storage Tanks
King	11	9	7585	4612472	Royal Hwy Tours Coach Maintenance	Seattle	Cleanup Started	5	8/11/2014	Leaking Underground Storage Tanks
King	11	7	8177	17669336	SCHUCKS AUTO SUPPLY	SEATTLE	Cleanup Started	5	8/8/2013	Leaking Underground Storage Tanks
King	11	7	6839	90796658	Sears Automotive Center	SEATTLE	Cleanup Started	3	8/8/2013	Leaking Underground Storage Tanks
King	11	7	5845	31119824	Sears Roebuck & Co	SEATTLE	Cleanup Started	3	8/8/2013	Leaking Underground Storage Tanks
King	11	7	5065	2171	Seattle City Light South Service Center	SEATTLE	Cleanup Started	5	8/28/2001	Leaking Underground Storage Tanks
King	11	7	8410	24225754	Seattle Fire Dept Station 14	SEATTLE	Cleanup Started	5	8/19/2015	Leaking Underground Storage Tanks
King	11	7	5099	2376	Seattle Public Utilities Operations Ctr	SEATTLE	Cleanup Started	5	8/28/2001	Leaking Underground Storage Tanks
King	11	7	6720	82825487	Seattle SD John Stanford Center	SEATTLE	Cleanup Started	4	8/8/2013	Leaking Underground Storage Tanks
King	11	9	1324	2180	South Park Landfill	SEATTLE	Cleanup Started	2	2/2/2007	Landfills and Hazardous Waste Facilities
King	11	9	4796	13132191	Spencer Industries Inc	Seattle	Cleanup Started	2	8/3/2015	Misc Industrial & Commercial Activities
King	11	7	6763	84969261	Totem Equipment Seattle	SEATTLE	Cleanup Started	4	7/1/2015	Leaking Underground Storage Tanks
King	11	7	8364	23236296	Union Pacific RR Argo Yard Gate	SEATTLE	Cleanup Started	5	8/19/2015	Leaking Underground Storage Tanks
King	11	7	5356	5246138	Union Pacific RR Diagonal Ave S Spur	SEATTLE	Cleanup Started	5	8/18/2015	Leaking Underground Storage Tanks
King	11	7	10378	74589256	Union Pacific RR S Dawson TOFC Terminal	SEATTLE	Cleanup Started	5	8/3/2015	Leaking Underground Storage Tanks
King	11	7	10212	69779715	UNITED MOTOR FREIGHT	SEATTLE	Cleanup Started	4	2/3/2014	Leaking Underground Storage Tanks
King	11	9	5300	2825755	Unocal 0907 ENSR International	SEATTLE	Cleanup Started	4	2/4/2015	Leaking Underground Storage Tanks
King	11	7	6439	64433154	UNOCAL 5472	SEATTLE	Cleanup Started	5	8/8/2013	Leaking Underground Storage Tanks
King	11	7	7878	11182882	UPS Seattle Main	SEATTLE	Cleanup Started	5	8/8/2013	Leaking Underground Storage Tanks
King	11	9	9337	46867318	UT & T Auto Service	TUKWILA	Cleanup Started	1	10/14/2015	Leaking Underground Storage Tanks
King	11	9	7853	9726741	VA Medical Center Seattle	SEATTLE	Cleanup Started	5	7/1/2015	Leaking Underground Storage Tanks
King	11	9	10644	82347852	WA DOT Corson	SEATTLE	Cleanup Started	5	12/5/2017	Leaking Underground Storage Tanks
King	11	7	8873	36148382	WA DOT Spokane St Maintenance	SEATTLE	Cleanup Started	4	12/5/2017	Leaking Underground Storage Tanks
King	11	7	3726	1388018	Warehouse 1st Ave S	SEATTLE	Cleanup Started	5	6/9/2015	Misc Industrial & Commercial Activities
King	11	7	8949	37765318	Washington Belt	SEATTLE	Cleanup Started	4	2/3/2014	Leaking Underground Storage Tanks

Hazardous Sites List (HSL) Information

County	Leg. District	Congress. District	CSID	FSID	Cleanup Site Name	City	Site Status	RANK	Date Added to HSL	Site Description / Source of Contamination / Category
King	11	7	1789	44295317	Washington Trucking Association	SEATTLE	Cleanup Started	3	8/8/2013	Misc Industrial & Commercial Activities
King	11	7	6021	39352815	Western Parcel Express	SEATTLE	Cleanup Started	4	6/9/2015	Leaking Underground Storage Tanks
King	11	7	8530	27136719	Western Peterbilt	SEATTLE	Cleanup Started	5	7/1/2015	Leaking Underground Storage Tanks
King	11	9	12115	9809	Whitehead Tye	Seattle	Cleanup Started	1	6/8/2016	Wood Treatment
King	11	9	7077	34128282	King County Metro Transit South Base	TUKWILA	Construction Complete-Performance Monitoring	1	2/1/1991	Leaking Underground Storage Tanks
King	30	8	12875	1576554	Astro Auto Wrecking	FEDERAL WAY	Awaiting Cleanup	1	2/12/2016	Salvage Yards
King	30	8	1993	2326	Auburn Salvage & Recycling	AUBURN	Awaiting Cleanup	1	8/20/1996	Salvage Yards
King	30	8	2449	2573	BNRR Auburn	AUBURN	Awaiting Cleanup	1	8/2/2002	Bulk Fuel Storage and Handling
King	30	8	1331	2247	Electrofinishing Co	AUBURN	Awaiting Cleanup	4	8/20/1997	Chemical & Paint Manuf. & Distribution
King	30	9	2638	25793762	Herman Property	FEDERAL WAY	Awaiting Cleanup	1	2/7/2002	Salvage Yards
King	30	9	3159	2389	MIDWAY SEATAC AUTO WRECKING	FEDERAL WAY	Awaiting Cleanup	5	8/29/2000	Salvage Yards
King	30	9	297	2579	NIEDERLE PROPERTY	FEDERAL WAY	Awaiting Cleanup	5	8/29/2000	Vehicle & Equipment Maintenance
King	30	8	757	2591	PEASLEY CANYON OLD GAS STN	AUBURN	Awaiting Cleanup	4	2/16/1999	Leaking Underground Storage Tanks
King	30	8	1383	2187	Tye Lumber & Manufacturing	AUBURN	Awaiting Cleanup	2	8/20/1996	Wood Products Manufacturing
King	30	8	5073	2240	AUBURN ABANDONED FIRE STATION	AUBURN	Cleanup Started	3	3/12/1991	Leaking Underground Storage Tanks
King	30	8	5049	2018	Boeing Auburn	AUBURN	Cleanup Started	3	8/31/1999	Metal Works
King	30	9	8346	22813117	CHEVRON 200028	FEDERAL WAY	Cleanup Started	5	2/3/2014	Leaking Underground Storage Tanks
King	30	8	5119	2487	CHS Auburn	AUBURN	Cleanup Started	3	8/22/1995	Bulk Fuel Storage and Handling
King	31	8	566	56584198	Mikes Quality Automotive	ENUMCLAW	Awaiting Cleanup	4	8/29/2000	Vehicle & Equipment Maintenance
King	31	8	1714	48687422	NELSON PROPERTY H & R AUTOMOTIVE	AUBURN	Awaiting Cleanup	4	2/7/2002	Vehicle & Equipment Maintenance
King	31	8	1436	8499	SHELL CHRISTENSEN RAILROAD ST	ENUMCLAW	Awaiting Cleanup	3	2/8/2002	Bulk Fuel Storage and Handling
King	31	8	2981	2432	Associated Petrol Products Enumclaw	ENUMCLAW	Cleanup Started	1	3/9/1993	Bulk Fuel Storage and Handling
King	31	8	7471	2332756	Ermies Fuel Stop Enumclaw	ENUMCLAW	Cleanup Started	3	8/8/2013	Leaking Underground Storage Tanks
King	31	8	5103	2431	James Oil Co Inc	ENUMCLAW	Cleanup Started	1	3/9/1993	Leaking Underground Storage Tanks
King	31	8	2776	2395	Northwest Pipeline Enumclaw Buckley	AUBURN	Cleanup Started	2	2/28/1997	Bulk Fuel Storage and Handling
King	31	8	6728	83264822	USWCOM Enumclaw Co	ENUMCLAW	Cleanup Started	3	8/9/2013	Leaking Underground Storage Tanks
King	32	7	1433	2265	LAURELHURST OIL CO	SEATTLE	Awaiting Cleanup	4	2/29/2000	Bulk Fuel Storage and Handling
King	32	7	4861	36832998	SPARKS TUNEUP	SHORELINE	Awaiting Cleanup	5	7/22/2004	Leaking Underground Storage Tanks

Hazardous Sites List (HSL) Information

County	Leg. District	Congress. District	CSID	FSID	Cleanup Site Name	City	Site Status	RANK	Date Added to HSL	Site Description / Source of Contamination / Category
King	32	7	8248	19851881	Aurora Texaco	SHORELINE	Cleanup Started	3	8/9/2013	Leaking Underground Storage Tanks
King	32	7	2650	78597266	Chevron 200410	SHORELINE	Cleanup Started	1	8/7/2018	Leaking Underground Storage Tanks
King	32	7	344	7979452	Montgomery Property	SEATTLE	Cleanup Started	5	8/8/2013	Leaking Underground Storage Tanks
King	33	9	78	2077	Ace Galvanizing	SEATTLE	Awaiting Cleanup	3	8/27/1991	Metal Works
King	33	8	2551	39484867	B & B Partnership Area BB5	KENT	Awaiting Cleanup	5	2/29/2000	Salvage Yards
King	33	9	1071	82663557	Burdic Feed Inc	KENT	Awaiting Cleanup	5	7/30/2004	Agricultural & Forestry Operations
King	33	9	3694	2441	Carlos Undercoating Sandblast	SEATAC	Awaiting Cleanup	4	8/29/2000	Metal Works
King	33	9	2104	4907326	Driveway 1025 S Central Ave	KENT	Awaiting Cleanup	3	8/3/2010	Dry Cleaners
King	33	8	4191	98913848	Japanese Auto Wrecking	KENT	Awaiting Cleanup	2	2/29/2000	Salvage Yards
King	33	9	2198	34824474	LOUDON REAL ESTATE	SEATAC	Awaiting Cleanup	5	7/30/2004	Leaking Underground Storage Tanks
King	33	9	3108	64422957	MIDWAY MOTORS	DES MOINES	Awaiting Cleanup	5	2/29/2000	Vehicle & Equipment Maintenance
King	33	9	4378	95231135	MOIMOI PROPERTY	SEATTLE	Awaiting Cleanup	5	8/29/2000	Vehicle & Equipment Maintenance
King	33	9	1994	2333	S 252ND ST PACIFIC HWY S	KENT	Awaiting Cleanup	4	8/27/1991	Landfills and Hazardous Waste Facilities
King	33	9	4290	2058	S 96th Street Ditch	SEATTLE	Awaiting Cleanup	4	6/9/2015	Spills
King	33	9	4428	2042	KENT HIGHLANDS LANDFILL	KENT	Cleanup Complete-Active O&M/Monitoring	0	9/10/1990	Landfills and Hazardous Waste Facilities
King	33	9	4729	2043	Seattle Public Utilities Midway Landfill	KENT	Cleanup Complete-Active O&M/Monitoring	0	9/10/1990	Landfills and Hazardous Waste Facilities
King	33	9	817	2079	Advance Electroplating	SEATTLE	Cleanup Started	5	8/27/1991	Metal Works
King	33	9	1244	2225	Boeing Northward Lot 4	KENT	Cleanup Started	4	8/15/1990	Misc Industrial & Commercial Activities
King	33	7	9633	54287319	Boulevard Auto Service	BURIEN	Cleanup Started	1	2/4/2015	Leaking Underground Storage Tanks
King	33	9	8746	33325885	BROWN BEAR CAR WASH 5517	DES MOINES	Cleanup Started	4	8/8/2013	Leaking Underground Storage Tanks
King	33	9	1431	2251	Brundage Bone Concrete	KENT	Cleanup Started	3	2/28/1998	Manufactured Gas; Power Generation
King	33	9	58	2105	BSB Diversified Co Inc	KENT	Cleanup Started	1	10/20/2009	Metal Works
King	33	9	2990	4521912	BSB Hexcel	KENT	Cleanup Started	1	7/28/2004	Vehicle & Equipment Maintenance
King	33	9	7861	9911745	BURIEN FUEL	SEATAC	Cleanup Started	5	8/8/2013	Leaking Underground Storage Tanks
King	33	9	1103	23332719	Chemcentral Seattle	KENT	Cleanup Started	1	8/15/1990	Chemical & Paint Manuf. & Distribution
King	33	9	3133	6495599	Chevron Bulk 208576	KENT	Cleanup Started	5	8/19/2002	Bulk Fuel Storage and Handling
King	33	9	5652	18965792	Coatings Unlimited Inc Kent	KENT	Cleanup Started	4	8/21/2015	Leaking Underground Storage Tanks
King	33	9	2422	2568	Fields Corp Kent	KENT	Cleanup Started	1	2/20/1998	Bulk Fuel Storage and Handling
King	33	9	6009	38816892	Hertz Corp	SEATAC	Cleanup Started	3	8/8/2013	Leaking Underground Storage Tanks

Hazardous Sites List (HSL) Information

County	Leg. District	Congress. District	CSID	FSID	Cleanup Site Name	City	Site Status	RANK	Date Added to HSL	Site Description / Source of Contamination / Category
King	33	9	1758	2356	Hydraulic Repair & Design Inc	KENT	Cleanup Started	3	9/7/1993	Vehicle & Equipment Maintenance
King	33	9	7862	9911745	JOE'S INC	SEATAC	Cleanup Started	5	8/8/2013	Leaking Underground Storage Tanks
King	33	9	1125	33353226	Kent Sewage Lagoons	KENT	Cleanup Started	4	10/20/2009	Discharges & Outfalls
King	33	9	2794	98435559	King County Sunset Park Tub Lake Dump	SEATAC	Cleanup Started	3	2/25/1992	Landfills and Hazardous Waste Facilities, Leaking Underground Storage Tanks
King	33	9	1309	2141	LIDCO	KENT	Cleanup Started	1	12/1/2000	Manufactured Gas; Power Generation
King	33	9	9751	56662476	Liquid Air	KENT	Cleanup Started	3	2/3/2014	Leaking Underground Storage Tanks
King	33	7	2008	1880040	Lora Lake Apartments	BURIEN	Cleanup Started	1	8/12/2009	Landfills and Hazardous Waste Facilities
King	33	9	5055	2067	MARALCO	KENT	Cleanup Started	2	8/15/1990	Smelters & Foundries
King	33	9	1177	87719977	Meeker Cleaners	KENT	Cleanup Started	3	8/3/2010	Dry Cleaners
King	33	9	1887	2332	NORTHWEST POWDER COATS	KENT	Cleanup Started	3	8/27/1991	Metal Works
King	33	9	9455	49597996	Puget Power Des Moines Service Center	DES MOINES	Cleanup Started	3	2/3/2014	Leaking Underground Storage Tanks
King	33	9	5980	37752719	Selland Auto Transport	SEATTLE	Cleanup Started	4	8/6/2015	Leaking Underground Storage Tanks
King	33	7	7206	3479178	Shillings Auto	SEATTLE	Cleanup Started	4	8/11/2014	Leaking Underground Storage Tanks
King	33	9	6638	76131767	Sunset Park	SEATAC	Cleanup Started	3	2/25/1992	Leaking Underground Storage Tanks
King	33	9	2123	66948686	Tacoma Smelter Plume King County	NULL	Cleanup Started	0	8/20/2009	Smelters & Foundries
King	33	7	10094	66498524	UNOCAL 6248	SEATTLE	Cleanup Started	1	8/11/2014	Leaking Underground Storage Tanks
King	33	9	5468	8775242	USF Reddaway Inc Kent	KENT	Cleanup Started	3	8/3/2010	Leaking Underground Storage Tanks
King	33	9	1006	62654937	West Valley Business Park	KENT	Cleanup Started	4	8/6/2015	Spills
King	33	9	2682	145	Western Processing	KENT	Tracked by EPA	0	9/10/1990	Landfills and Hazardous Waste Facilities
King	34	7	1343	957206	Animal Clinic of Roxbury	SEATTLE	Awaiting Cleanup	3	11/30/2015	Bulk Fuel Storage and Handling
King	34	7	2591	4547512	Bayview Development Partners	SEATTLE	Awaiting Cleanup	4	6/9/2015	Misc Industrial & Commercial Activities
King	34	7	1427	2201	First Ave Bridge Landfill	SEATTLE	Awaiting Cleanup	4	1/22/2004	Landfills and Hazardous Waste Facilities
King	34	7	647	67887948	Harrington Beall Greenhouses	VASHON	Awaiting Cleanup	2	7/10/2006	Agricultural & Forestry Operations
King	34	7	2112	43881387	House of Kleen Inc	SEATTLE	Awaiting Cleanup	3	8/2/2002	Vehicle & Equipment Maintenance
King	34	7	2361	2316	ISLAND AUTO WRECKING I	VASHON	Awaiting Cleanup	3	2/27/2001	Salvage Yards
King	34	7	4259	23199267	ISLAND AUTO WRECKING II	VASHON	Awaiting Cleanup	5	2/27/2001	Salvage Yards
King	34	7	3487	45397859	MOBILE SERVICES	SEATTLE	Awaiting Cleanup	4	8/18/1998	Salvage Yards
King	34	7	2421	2536	Northwest Enviroservice 2	Seattle	Awaiting Cleanup	4	6/9/2015	Spills

Hazardous Sites List (HSL) Information

County	Leg. District	Congress. District	CSID	FSID	Cleanup Site Name	City	Site Status	RANK	Date Added to HSL	Site Description / Source of Contamination / Category
King	34	7	2447	2537	Northwest Enviroservice 2W	Seattle	Awaiting Cleanup	1	2/4/2015	Spills
King	34	7	1675	48646653	PIER 1	SEATTLE	Awaiting Cleanup	2	1/22/2004	Landfills and Hazardous Waste Facilities
King	34	7	12489	13875	Surplus Items	SEATTLE	Awaiting Cleanup	4	8/19/2015	Other
King	34	7	4426	2024	BP Harbor Island Terminal	SEATTLE	Cleanup Complete-Active O&M/Monitoring	0	8/15/1990	Bulk Fuel Storage and Handling
King	34	7	6811	88394523	Kinder Morgan Liquids Terminals LLC	SEATTLE	Cleanup Complete-Active O&M/Monitoring	0	8/15/1990	Bulk Fuel Storage and Handling
King	34	7	10921	88255195	Alaska Marine Lines	SEATTLE	Cleanup Started	4	7/1/2015	Leaking Underground Storage Tanks
King	34	7	6012	39134499	BBC Dodge	BURIEN	Cleanup Started	4	8/8/2013	Leaking Underground Storage Tanks
King	34	7	2258	31119678	Brys Auto Wrecking	SEATTLE	Cleanup Started	3	8/28/2001	Salvage Yards
King	34	7	9475	51076124	BURIEN CITY RIGHT OF WAY	BURIEN	Cleanup Started	1	8/8/2013	Leaking Underground Storage Tanks
King	34	7	1145	2185	Central Painting	SEATTLE	Cleanup Started	2	2/1/1991	Chemical & Paint Manuf. & Distribution
King	34	7	6422	63938375	Chevron 211551	SEATTLE	Cleanup Started	2	12/5/2017	Leaking Underground Storage Tanks
King	34	7	11082	92728218	Coldeen Old Gas Station	VASHON	Cleanup Started	5	8/8/2013	Leaking Underground Storage Tanks
King	34	7	5986	37878256	Corvair Forge	Seattle	Cleanup Started	3	2/4/2015	Leaking Underground Storage Tanks
King	34	7	6967	97573251	Douglas Management Dock	SEATTLE	Cleanup Started	5	8/2/2010	Marine Services
King	34	7	9240	44666249	DOYLES AUTOMOTIVE SERVICE	SEATTLE	Cleanup Started	5	8/8/2013	Leaking Underground Storage Tanks
King	34	7	54	2071	Duwamish Shipyard	SEATTLE	Cleanup Started	2	2/14/2007	Leaking Underground Storage Tanks, Marine Services
King	34	7	4070	2035	General Transport Co 13th Ave SW	SEATTLE	Cleanup Started	0	2/23/2005	NULL
King	34	7	599	23881883	Glacier Northwest Inc	SEATTLE	Cleanup Started	1	8/27/1991	Wood Treatment
King	34	7	211	2127	Harbor Ave Landfill	SEATTLE	Cleanup Started	0	2/23/2005	Landfills and Hazardous Waste Facilities
King	34	7	4390	2021	HARBOR ISLAND	SEATTLE	Cleanup Started	0	9/10/1990	Discharges & Outfalls, Misc Industrial & Commercial Activities
King	34	7	8802	34525399	Harbor Marina Corporate Center	SEATTLE	Cleanup Started	5	8/8/2013	Leaking Underground Storage Tanks
King	34	7	7372	2132	Holnam Inc	SEATTLE	Cleanup Started	5	7/1/2015	Leaking Underground Storage Tanks
King	34	7	4288	2033	INDUSTRIAL OFFICE COMPLEX	SEATTLE	Cleanup Started	0	2/23/2005	Discharges & Outfalls
King	34	7	9485	51248918	Jones Building	SEATTLE	Cleanup Started	3	2/13/2018	Leaking Underground Storage Tanks
King	34	7	11177	94931167	Jones Washington Stevedoring	Seattle	Cleanup Started	5	7/1/2015	Leaking Underground Storage Tanks
King	34	7	11345	99157494	Kmart 4225	SEATTLE	Cleanup Started	4	8/9/2013	Leaking Underground Storage Tanks

Hazardous Sites List (HSL) Information

County	Leg. District	Congress. District	CSID	FSID	Cleanup Site Name	City	Site Status	RANK	Date Added to HSL	Site Description / Source of Contamination / Category
King	34	7	5087	2320	Laidlaw	SEATTLE	Cleanup Started	4	9/10/1990	Leaking Underground Storage Tanks
King	34	7	8133	16399536	Lennys Fuel East	Seattle	Cleanup Started	5	7/1/2015	Leaking Underground Storage Tanks
King	34	7	8299	21915527	Lennys Fuel West	Seattle	Cleanup Started	5	8/11/2014	Leaking Underground Storage Tanks
King	34	7	1643	42927743	Lower Duwamish Waterway	SEATTLE	Cleanup Started	0	2/26/2002	Misc Industrial & Commercial Activities
King	34	7	10302	72998672	Midas Muffler Faunterloy	SEATTLE	Cleanup Started	3	12/5/2017	Leaking Underground Storage Tanks
King	34	7	4287	2026	NON FERROUS METALS	SEATTLE	Cleanup Started	0	2/23/2005	NULL
King	34	7	1659	24455479	Pacific Coast Hemphill Oil Co	SEATTLE	Cleanup Started	4	6/9/2015	Bulk Fuel Storage and Handling
King	34	7	4462	2023	PACIFIC MOLASSES CO PM AG PRODUCTS SEA	SEATTLE	Cleanup Started	0	2/23/2005	NULL
King	34	7	1229	2177	Port of Seattle N Terminal 115	SEATTLE	Cleanup Started	5	2/17/1998	Landfills and Hazardous Waste Facilities
King	34	7	10102	66711778	Port of Seattle Terminal 105 LUST	SEATTLE	Cleanup Started	2	8/19/2015	Leaking Underground Storage Tanks
King	34	7	11307	98422914	Port of Seattle Terminal 115	SEATTLE	Cleanup Started	3	7/1/2015	Leaking Underground Storage Tanks
King	34	7	3076	2479	Puget Park	SEATTLE	Cleanup Started	4	8/3/2015	Misc Industrial & Commercial Activities
King	34	7	9494	51413945	Roscoe Oil Bulk	SEATTLE	Cleanup Started	5	8/8/2013	Leaking Underground Storage Tanks
King	34	7	3000	6328035	Saltys Properties	SEATTLE	Cleanup Started	4	6/9/2015	Spills
King	34	7	4392	2038	Seafab Metal Surface Impoundment	SEATTLE	Cleanup Started	0	2/23/2005	Smelters & Foundries
King	34	7	4071	2037	Seafab Metals Co	SEATTLE	Cleanup Started	0	2/23/2005	Metal Works
King	34	7	2937	2454	Seattle Commerce Center	SEATTLE	Cleanup Started	4	8/10/2015	Misc Industrial & Commercial Activities
King	34	7	5050	2027	Seattle Iron & Metals Main Yard	SEATTLE	Cleanup Started	0	2/23/2005	Leaking Underground Storage Tanks, Salvage Yards
King	34	7	4463	2025	Seattle Port Leckenby Co	SEATTLE	Cleanup Started	0	2/23/2005	Bulk Fuel Storage and Handling
King	34	7	8732	33133593	Seattle SD Cooper Elementary	SEATTLE	Cleanup Started	4	2/4/2015	Leaking Underground Storage Tanks
King	34	7	11046	91829569	Seattle West Maintenance HQ	SEATTLE	Cleanup Started	4	7/1/2015	Leaking Underground Storage Tanks
King	34	7	3856	2028	Shell Old Terminal 18 Port of Seattle	SEATTLE	Cleanup Started	5	9/10/1990	Bulk Fuel Storage and Handling
King	34	7	9176	43445813	South Seattle Community College	SEATTLE	Cleanup Started	4	7/1/2015	Leaking Underground Storage Tanks
King	34	7	2931	2388	SW Harbor Project Lockheed Yard 2	SEATTLE	Cleanup Started	1	8/30/1991	Marine Services
King	34	7	3158	2387	SW Harbor Project Wyckoff	SEATTLE	Cleanup Started	0	1/1/1994	Misc Industrial & Commercial Activities
King	34	7	4427	2031	Todd Pacific Shipyards	SEATTLE	Cleanup Started	0	2/25/2003	Marine Services
King	34	7	2597	6149702	Upper Hudson Street	SEATTLE	Cleanup Started	2	7/1/2015	Other

Hazardous Sites List (HSL) Information

County	Leg. District	Congress. District	CSID	FSID	Cleanup Site Name	City	Site Status	RANK	Date Added to HSL	Site Description / Source of Contamination / Category
King	34	7	5643	18651532	USPS Westwood Station	SEATTLE	Cleanup Started	1	8/3/2015	Leaking Underground Storage Tanks
King	34	7	4464	2032	Value Plating & Metal Pol	SEATTLE	Cleanup Started	0	2/23/2005	Metal Works
King	34	7	2998	6319811	VASHON ATHLETIC CLUB	VASHON	Cleanup Started	3	1/23/2009	Leaking Underground Storage Tanks
King	34	7	5102	2425	Waste Management of Seattle	SEATTLE	Cleanup Started	5	8/28/2001	Landfills and Hazardous Waste Facilities, Leaking Underground Storage Tanks
King	34	7	6936	95878752	Waste Management of Seattle 1st Ave S	Seattle	Cleanup Started	3	7/1/2015	Landfills and Hazardous Waste Facilities, Misc Industrial & Commercial Activities
King	34	7	1405	12494	West Coast Equipment 2	SEATTLE	Cleanup Started	3	8/20/1996	Bulk Fuel Storage and Handling
King	34	7	5305	2999235	Westbridge Building	SEATTLE	Cleanup Started	4	8/8/2013	Leaking Underground Storage Tanks
King	34	7	4727	2039	Weyerhaeuser Lab	SEATTLE	Cleanup Started	0	2/23/2005	Misc Industrial & Commercial Activities
King	34	7	3818	3853846	White Center Retail Building	SEATTLE	Cleanup Started	3	8/8/2013	Leaking Underground Storage Tanks
King	34	7	3040	146	Wycoff Co West Seattle	SEATTLE	Cleanup Started	0	8/23/1994	NULL
King	34	7	1432	2258	Eastern Supply Co	SEATTLE	Construction Complete-Performance Monitoring	2	2/1/1991	Chemical & Paint Manuf. & Distribution
King	34	7	5051	2030	Shell Oil Harbor Island Terminal	SEATTLE	Construction Complete-Performance Monitoring	0	8/30/1992	Bulk Fuel Storage and Handling
King	36	7	1833	19408	Aurora Cleaning McAbee	SEATTLE	Awaiting Cleanup	5	8/29/2000	Dry Cleaners
King	36	7	2030	2355	Ballard Recycling	SEATTLE	Awaiting Cleanup	3	8/20/1997	Landfills and Hazardous Waste Facilities
King	36	7	1922	2330	BALMER YARD BNR	SEATTLE	Awaiting Cleanup	5	8/27/1991	Bulk Fuel Storage and Handling
King	36	7	5085	2308	Bardahl	SEATTLE	Awaiting Cleanup	2	8/20/1997	Leaking Underground Storage Tanks
King	36	7	3001	6341214	Burger King Elliott Ave	SEATTLE	Awaiting Cleanup	5	7/25/2007	Leaking Underground Storage Tanks
King	36	7	7435	1644381	Butterworth Funeral Home	SEATTLE	Awaiting Cleanup	3	8/8/2013	Leaking Underground Storage Tanks
King	36	7	749	2578	Discovery Park Old Maintenance Yard	SEATTLE	Awaiting Cleanup	5	8/20/2002	Vehicle & Equipment Maintenance
King	36	7	3458	301518	Elliott Bay Bicycles	SEATTLE	Awaiting Cleanup	5	1/8/2008	Leaking Underground Storage Tanks
King	36	7	3722	1339184	JC Commercial Properties LLC	SEATTLE	Awaiting Cleanup	5	2/14/2007	Leaking Underground Storage Tanks
King	36	7	1336	11118	Plaza One Hour Cleaners McAbee	SEATTLE	Awaiting Cleanup	5	8/29/2000	Dry Cleaners
King	36	7	4350	74731271	SMI INC TRUST	SEATTLE	Awaiting Cleanup	4	8/16/2005	Vehicle & Equipment Maintenance
King	36	7	1450	6819	The Tux Shop	SEATTLE	Awaiting Cleanup	5	8/8/2013	Dry Cleaners
King	36	7	1989	2283	Wyman Property	SEATTLE	Awaiting Cleanup	4	2/27/2001	Misc Industrial & Commercial Activities
King	36	7	2152	3229556	4th & Virginia	SEATTLE	Cleanup Started	3	8/8/2013	Leaking Underground Storage Tanks
King	36	7	12004	3573	American Linen Supply Co Dexter Ave	SEATTLE	Cleanup Started	1	10/5/2017	Dry Cleaners

Hazardous Sites List (HSL) Information

County	Leg. District	Congress. District	CSID	FSID	Cleanup Site Name	City	Site Status	RANK	Date Added to HSL	Site Description / Source of Contamination / Category
King	36	7	8276	21429194	Ballard Transfer Co	SEATTLE	Cleanup Started	3	8/8/2013	Leaking Underground Storage Tanks
King	36	7	1241	2198	Champion Intl Ballard Sed	SEATTLE	Cleanup Started	1	8/22/1995	Wood Products Manufacturing
King	36	7	5112	2472	Chevron 90968	SEATTLE	Cleanup Started	3	8/7/2018	Leaking Underground Storage Tanks
King	36	7	8452	24939396	Chevron Vacant Site	SEATTLE	Cleanup Started	3	8/8/2013	Leaking Underground Storage Tanks
King	36	7	6835	89935929	Chuck's Ballard Service	SEATTLE	Cleanup Started	3	8/8/2013	Leaking Underground Storage Tanks
King	36	7	1262	75845999	Clean M Rite	SEATTLE	Cleanup Started	1	8/26/2013	Dry Cleaners
King	36	7	1841	77732426	Coleman Creosoting Works	SEATTLE	Cleanup Started	5	1/30/2009	Discharges & Outfalls, Misc Industrial & Commercial Activities
King	36	7	3896	55245214	Edwards on Fifth	SEATTLE	Cleanup Started	5	8/8/2013	Heating Oil Tank, Other
King	36	7	2163	5194972	Elliott Ave MGP	SEATTLE	Cleanup Started	1	8/8/2013	Manufactured Gas; Power Generation
King	36	7	11210	95698261	Elliott Bay Marina	SEATTLE	Cleanup Started	4	8/9/2013	Leaking Underground Storage Tanks
King	36	7	53	2069	ER & JR Sutter	SEATTLE	Cleanup Started	1	9/10/1990	Marine Services
King	36	7	8758	33457373	HOLMAN BODY & FENDER	SEATTLE	Cleanup Started	1	8/8/2013	Leaking Underground Storage Tanks
King	36	7	5091	2331	INTERBAY BNR	SEATTLE	Cleanup Started	1	8/27/1991	Leaking Underground Storage Tanks
King	36	7	256	4706	Key Bank McAbee Property	SEATTLE	Cleanup Started	5	2/6/2002	Leaking Underground Storage Tanks
King	36	7	1983	39341377	Lewiston Hotel	SEATTLE	Cleanup Started	5	1/8/2008	Leaking Underground Storage Tanks
King	36	7	1102	18421913	Martin Selig Property	SEATTLE	Cleanup Started	3	8/8/2013	Leaking Underground Storage Tanks
King	36	7	8526	26838996	Mehrer Drywall	SEATTLE	Cleanup Started	3	2/3/2014	Leaking Underground Storage Tanks
King	36	7	5357	5268606	Mobil 19748	SEATTLE	Cleanup Started	3	8/9/2007	Leaking Underground Storage Tanks
King	36	7	10739	84464558	Mount Pleasant Cemetery	SEATTLE	Cleanup Started	5	8/8/2013	Leaking Underground Storage Tanks
King	36	7	5072	2234	NW Market Street	SEATTLE	Cleanup Started	5	8/22/1995	Leaking Underground Storage Tanks
King	36	7	9551	52738943	Oden Investment Condos	SEATTLE	Cleanup Started	5	8/8/2013	Leaking Underground Storage Tanks
King	36	7	2621	47763267	Phom Property	SEATTLE	Cleanup Started	3	8/8/2013	Leaking Underground Storage Tanks
King	36	7	2674	24768	PORT OF SEATTLE TERMINAL 91	SEATTLE	Cleanup Started	1	2/28/1997	Bulk Fuel Storage and Handling
King	36	7	395	46659536	Queen Anne Properties Mercer St	SEATTLE	Cleanup Started	2	2/8/2006	Leaking Underground Storage Tanks
King	36	7	5104	2444	Salmon Bay Steel Ballard	SEATTLE	Cleanup Started	5	2/29/2000	Smelters & Foundries
King	36	7	4051	41667164	Samis Company Property	SEATTLE	Cleanup Started	4	2/27/2001	Leaking Underground Storage Tanks
King	36	7	3981	430937	St Regis Hotel	SEATTLE	Cleanup Started	5	8/8/2013	Leaking Underground Storage Tanks
King	36	7	9504	51558738	Sunset Distributors	SEATTLE	Cleanup Started	3	2/3/2014	Misc Industrial & Commercial Activities
King	36	7	6663	77774779	Texaco 211577 Monterey	SEATTLE	Cleanup Started	1	6/14/2019	Leaking Underground Storage Tanks
King	36	7	8463	25287143	TEXACO PRO INVESTMENTS	SEATTLE	Cleanup Started	3	8/8/2013	Leaking Underground Storage Tanks
King	36	7	6364	59972834	Unocal 306568	Seattle	Cleanup Started	5	2/2/2009	Leaking Underground Storage Tanks

Hazardous Sites List (HSL) Information

County	Leg. District	Congress. District	CSID	FSID	Cleanup Site Name	City	Site Status	RANK	Date Added to HSL	Site Description / Source of Contamination / Category
King	36	7	11366	99628192	UNOCAL 5479	SEATTLE	Cleanup Started	3	8/8/2013	Leaking Underground Storage Tanks
King	36	7	1148	2210	UNOCAL SEATTLE MARKET LOWER	SEATTLE	Cleanup Started	4	8/22/1995	Bulk Fuel Storage and Handling
King	36	7	1428	2208	UNOCAL Seattle Marketing Terminal	SEATTLE	Cleanup Started	4	8/15/1990	Bulk Fuel Storage and Handling
King	36	7	2713	6136999	Uptown Bakery	SEATTLE	Cleanup Started	5	2/8/2006	Other
King	36	7	7075	29947325	Viktoria Apartments	SEATTLE	Cleanup Started	1	8/8/2013	Leaking Underground Storage Tanks
King	36	7	1325	2194	Wesmar Company Inc	SEATTLE	Cleanup Started	5	7/30/2008	Chemical & Paint Manuf. & Distribution
King	36	7	9603	53643827	WILSON MARINE	SEATTLE	Cleanup Started	1	8/8/2013	Leaking Underground Storage Tanks
King	37	9	1484	7163112	Affordable Auto Wrecking	SEATTLE	Awaiting Cleanup	5	7/10/2006	Salvage Yards
King	37	9	12437	12982	Brighton Beach Autobody	SEATTLE	Awaiting Cleanup	3	8/19/2015	Leaking Underground Storage Tanks
King	37	9	82	2110	Chromium Inc	SEATTLE	Awaiting Cleanup	5	2/20/1998	Metal Works
King	37	9	12067	15675	Emmanuels Carpet & Upholstery Cleaning	SEATTLE	Awaiting Cleanup	3	7/1/2015	Dry Cleaners, Other
King	37	9	4230	98981573	Fisher Property	SEATTLE	Awaiting Cleanup	5	7/24/2003	Spills
King	37	9	97	2123	Genesee Landfill	SEATTLE	Awaiting Cleanup	1	6/9/2015	Landfills and Hazardous Waste Facilities
King	37	9	12327	7025	Hui Intertrading Beacon Ave	SEATTLE	Awaiting Cleanup	3	8/19/2015	Dry Cleaners
King	37	9	2027	2323	Jefferson Street Bus Barn	SEATTLE	Awaiting Cleanup	3	8/10/2015	Vehicle & Equipment Maintenance
King	37	9	8860	35763494	Jergens Painting	SEATTLE	Awaiting Cleanup	3	7/1/2015	Leaking Underground Storage Tanks
King	37	7	1164	2256	L & E French Cleaners	SEATTLE	Awaiting Cleanup	2	8/20/1999	Dry Cleaners
King	37	9	2218	5147650	Le & Thuy Property	SEATTLE	Awaiting Cleanup	3	8/8/2013	Leaking Underground Storage Tanks
King	37	9	4483	95195341	LEMONBUSTERS	SEATTLE	Awaiting Cleanup	3	2/6/2002	Vehicle & Equipment Maintenance
King	37	9	12406	8101	Morningside Acres Tracts North	SEATTLE	Awaiting Cleanup	3	8/19/2015	Leaking Underground Storage Tanks
King	37	9	12408	4321	Morningside Acres Tracts South	SEATTLE	Awaiting Cleanup	3	8/19/2015	Vehicle & Equipment Maintenance
King	37	9	11447	96127971	Mount Baker Cleaners	SEATTLE	Awaiting Cleanup	3	7/1/2015	Dry Cleaners
King	37	9	6803	87886749	Ohno Construction Co	SEATTLE	Awaiting Cleanup	5	2/4/2015	Leaking Underground Storage Tanks
King	37	9	3796	2412	Olympian Apartments	SEATTLE	Awaiting Cleanup	4	8/29/2000	Leaking Underground Storage Tanks
King	37	9	12033	76478594	Paine Corporation	SEATTLE	Awaiting Cleanup	3	8/3/2015	Misc Industrial & Commercial Activities
King	37	7	12486	25831163	Palmer Building	SEATTLE	Awaiting Cleanup	3	8/21/2015	Misc Industrial & Commercial Activities
King	37	9	1920	2312	RALPHS CONCRETE PUMPING	SEATTLE	Awaiting Cleanup	3	8/18/1998	Vehicle & Equipment Maintenance
King	37	9	4659	8964755	Ralphs Concrete Pumping Vacant Lot	SEATTLE	Awaiting Cleanup	3	1/24/2003	Vehicle & Equipment Maintenance
King	37	9	8610	29194726	ROSSOE OIL CO	SEATTLE	Awaiting Cleanup	5	2/3/2014	Leaking Underground Storage Tanks
King	37	9	1170	63051958	Sky Harbor Aviation	RENTON	Awaiting Cleanup	5	8/2/2002	Leaking Underground Storage Tanks

Hazardous Sites List (HSL) Information

County	Leg. District	Congress. District	CSID	FSID	Cleanup Site Name	City	Site Status	RANK	Date Added to HSL	Site Description / Source of Contamination / Category
King	37	9	12676	979	Star Laundry	SEATTLE	Awaiting Cleanup	3	8/7/2015	Dry Cleaners
King	37	9	752	2596	Stone Property 55th Ave S	SEATTLE	Awaiting Cleanup	5	8/20/1999	Vehicle & Equipment Maintenance
King	37	9	2666	2501	TD Auto Body & Repair	SEATTLE	Awaiting Cleanup	3	2/6/2001	Other, Vehicle & Equipment Maintenance
King	37	9	10221	70567894	WA DOT Corwin Pl S	SEATTLE	Awaiting Cleanup	2	2/13/2018	Leaking Underground Storage Tanks
King	37	7	3339	6305156	WA DOT S DEARBORN	SEATTLE	Awaiting Cleanup	5	1/23/2009	Leaking Underground Storage Tanks
King	37	9	3110	74595148	3A Industries Inc	SEATTLE	Cleanup Started	3	6/9/2015	Vehicle & Equipment Maintenance
King	37	9	10269	72111871	Armored Transport NW	SEATTLE	Cleanup Started	5	7/1/2015	Leaking Underground Storage Tanks
King	37	9	567	56652786	Boathouse Inc Renton Skyway	SEATTLE	Cleanup Started	3	2/4/2015	Dry Cleaners
King	37	9	820	2097	Boeing Renton	RENTON	Cleanup Started	1	2/18/1997	Metal Works
King	37	9	6018	39228129	Chevron 90333	SEATTLE	Cleanup Started	3	6/9/2015	Leaking Underground Storage Tanks
King	37	7	8173	17535113	COAST CRANE	SEATTLE	Cleanup Started	5	8/8/2013	Leaking Underground Storage Tanks
King	37	9	9285	45575896	DAMASCUS BAPTIST CHURCH	SEATTLE	Cleanup Started	3	8/11/2014	Leaking Underground Storage Tanks
King	37	9	9418	48839443	Darigold Seattle Rainier	Seattle	Cleanup Started	3	7/1/2015	Leaking Underground Storage Tanks
King	37	9	10298	72836574	Davis Door Service Inc	SEATTLE	Cleanup Started	4	2/10/2018	Leaking Underground Storage Tanks
King	37	9	8181	17754768	Deeny Construction	SEATTLE	Cleanup Started	3	7/1/2015	Leaking Underground Storage Tanks
King	37	9	6496	66838715	East West Investments	SEATTLE	Cleanup Started	3	8/18/2015	Leaking Underground Storage Tanks
King	37	9	5834	29429665	Easteys ARCO	SEATTLE	Cleanup Started	5	2/4/2015	Leaking Underground Storage Tanks
King	37	9	9883	61442182	EXXON 77176	SEATTLE	Cleanup Started	1	8/11/2014	Leaking Underground Storage Tanks
King	37	9	6432	64295469	EXXON 79049	SEATTLE	Cleanup Started	1	8/11/2014	Leaking Underground Storage Tanks
King	37	9	10235	71287498	Franks	SEATTLE	Cleanup Started	1	7/1/2015	Leaking Underground Storage Tanks
King	37	9	9939	62662967	Gais Bakery	SEATTLE	Cleanup Started	3	7/1/2015	Leaking Underground Storage Tanks
King	37	9	2997	6258254	Goodwill Corp Dearborn Campus	SEATTLE	Cleanup Started	2	2/15/2007	Leaking Underground Storage Tanks
King	37	9	3018	97763114	Grand Street Commons	SEATTLE	Cleanup Started	3	6/9/2015	Misc Industrial & Commercial Activities
King	37	9	8076	15199671	HARBORVIEW HOSPITAL	SEATTLE	Cleanup Started	5	2/3/2014	Leaking Underground Storage Tanks
King	37	9	6333	57951531	Helmer Auto Parts	SEATTLE	Cleanup Started	1	8/11/2014	Leaking Underground Storage Tanks
King	37	9	7629	5264467	Herzog Glass	SEATTLE	Cleanup Started	1	2/9/2018	Heating Oil Tank, Leaking Underground Storage Tanks
King	37	9	4040	8747316	Holly Park	SEATTLE	Cleanup Started	1	8/3/2015	Leaking Underground Storage Tanks
King	37	7	5825	28986332	King County Goat Hill Parking	SEATTLE	Cleanup Started	5	7/25/2007	Leaking Underground Storage Tanks
King	37	7	7711	6581764	KING STREET CENTER	SEATTLE	Cleanup Started	5	8/8/2013	Leaking Underground Storage Tanks
King	37	7	6709	81722847	Kingdome Station	SEATTLE	Cleanup Started	5	8/8/2013	Leaking Underground Storage Tanks
King	37	9	7657	5661742	Lakeside at Leschi Condos	SEATTLE	Cleanup Started	5	2/3/2014	Leaking Underground Storage Tanks

Hazardous Sites List (HSL) Information

County	Leg. District	Congress. District	CSID	FSID	Cleanup Site Name	City	Site Status	RANK	Date Added to HSL	Site Description / Source of Contamination / Category
King	37	9	5833	29398283	Lloyds Rocket & Heating Oil Co	SEATTLE	Cleanup Started	1	6/9/2015	Bulk Fuel Storage and Handling
King	37	9	1311	2148	Metal Laundry Inc	SEATTLE	Cleanup Started	2	8/20/1999	Metal Works
King	37	7	5487	9463150	Mobile Service Brakes	SEATTLE	Cleanup Started	5	8/8/2013	Leaking Underground Storage Tanks
King	37	9	3184	23408	Penthouse Drapery Cleaners	SEATTLE	Cleanup Started	5	8/20/2018	Dry Cleaners
King	37	9	6056	42746846	Phillips 66 070644	SEATTLE	Cleanup Started	1	2/9/2018	Leaking Underground Storage Tanks
King	37	9	8267	21154698	Qwest Communications International	SEATTLE	Cleanup Started	5	8/11/2014	Leaking Underground Storage Tanks
King	37	9	11175	94918654	Rainier Ave S ARCO	SEATTLE	Cleanup Started	3	12/5/2017	Leaking Underground Storage Tanks
King	37	9	6682	79391627	Rainier Beach Automotive	SEATTLE	Cleanup Started	1	2/4/2015	Leaking Underground Storage Tanks
King	37	9	11967	52192378	Rainier Shell Valero	SEATTLE	Cleanup Started	3	2/4/2015	Leaking Underground Storage Tanks
King	37	9	9950	63137833	Rudys Auto Service	SEATTLE	Cleanup Started	3	2/4/2015	Leaking Underground Storage Tanks
King	37	9	10578	79855373	Seattle City Hillman Shops	SEATTLE	Cleanup Started	3	7/1/2015	Leaking Underground Storage Tanks
King	37	9	6477	66122831	Signal Equipment Inc	SEATTLE	Cleanup Started	1	7/1/2015	Leaking Underground Storage Tanks
King	37	9	6370	61186376	Skyway Shell & Automotive	SEATTLE	Cleanup Started	1	8/11/2014	Leaking Underground Storage Tanks
King	37	9	10874	86693541	Subway Rainier Valley	SEATTLE	Cleanup Started	3	7/1/2015	Leaking Underground Storage Tanks
King	37	9	5807	27591293	Texaco Downstream 211558	SEATTLE	Cleanup Started	1	2/9/2018	Leaking Underground Storage Tanks
King	37	9	10334	73614397	UHaul Rainier Ave S	SEATTLE	Cleanup Started	3	7/1/2015	Leaking Underground Storage Tanks
King	37	9	10356	74172157	Unocal 0166	SEATTLE	Cleanup Started	3	7/1/2015	Leaking Underground Storage Tanks
King	37	9	6594	73985266	Unocal 5473	SEATTLE	Cleanup Started	3	8/18/2015	Leaking Underground Storage Tanks
King	37	9	6442	64451343	WB Sprague Co	SEATTLE	Cleanup Started	1	2/9/2018	Leaking Underground Storage Tanks
King	37	9	9584	53346856	WHOLESALE TRANSMISSION	SEATTLE	Cleanup Started	3	8/11/2014	Leaking Underground Storage Tanks
King	37	9	788	2065	Pacific Car & Foundry Co	RENTON	Construction Complete-Performance Monitoring	0	9/10/1991	Metal Works
King	37	7	3858	2060	Union Station	SEATTLE	Construction Complete-Performance Monitoring	3	8/27/1991	Manufactured Gas; Power Generation
King	39	1	2822	2524	Chevron Bulk 61002620	GROTTO	Awaiting Cleanup	3	8/22/1995	Bulk Fuel Storage and Handling
King	39	1	34	2104	BNSF Railway Skykomish	SKYKOMISH	Cleanup Started	1	8/30/1991	Bulk Fuel Storage and Handling
King	41	9	1264	91759218	Bellevue Way Dry Cleaners	BELLEVUE	Awaiting Cleanup	3	1/25/2005	Dry Cleaners
King	41	9	2983	2457	Kevik Cleaners	BELLEVUE	Awaiting Cleanup	4	8/20/1999	Dry Cleaners
King	41	9	2790	84152951	MARSHALL RESIDENCE	RENTON	Awaiting Cleanup	4	8/16/2005	Landfills and Hazardous Waste Facilities
King	41	8	2977	2393	Northwest Pipeline Issaquah	ISSAQUAH	Awaiting Cleanup	3	8/20/1996	Bulk Fuel Storage and Handling

Hazardous Sites List (HSL) Information

County	Leg. District	Congress. District	CSID	FSID	Cleanup Site Name	City	Site Status	RANK	Date Added to HSL	Site Description / Source of Contamination / Category
King	41	8	3949	5919773	WA DOT R O W 17th Ave	ISSAQUAH	Awaiting Cleanup	2	2/27/2001	Leaking Underground Storage Tanks
King	41	9	2368	76716221	Barbee Mill Company	RENTON	Cleanup Started	3	7/30/2008	Wood Products Manufacturing
King	41	9	10711	83879769	CHEVRON 91841	BELLEVUE	Cleanup Started	1	8/8/2013	Leaking Underground Storage Tanks
King	41	9	7687	6215454	CHEVRON 99269	BELLEVUE	Cleanup Started	4	8/8/2013	Leaking Underground Storage Tanks
King	41	9	11021	91358149	I & M Associates	MERCER ISLAND	Cleanup Started	4	8/8/2013	Leaking Underground Storage Tanks
King	41	9	3857	2045	QUENDALL TERMINALS	RENTON	Cleanup Started	0	8/15/1990	Misc Industrial & Commercial Activities
King	41	9	6253	54465172	SIMBAS ENTERPRISES LTD	MERCER ISLAND	Cleanup Started	3	8/9/2013	Leaking Underground Storage Tanks
King	41	9	5096	2352	Tiki Car Wash	BELLEVUE	Cleanup Started	3	6/30/1994	Leaking Underground Storage Tanks
King	41	9	5107	2458	Unocal 4384	BELLEVUE	Cleanup Started	4	8/20/1999	Leaking Underground Storage Tanks
King	41	9	10991	89773988	UNOCAL 4518	MERCER ISLAND	Cleanup Started	3	8/8/2013	Leaking Underground Storage Tanks
King	43	7	3160	2404	A1 Brake	SEATTLE	Awaiting Cleanup	3	2/29/2000	Vehicle & Equipment Maintenance
King	43	7	79	2078	Acme Plating Works	SEATTLE	Awaiting Cleanup	5	2/20/1998	Metal Works
King	43	7	5299	2806420	Alexis Hotel	SEATTLE	Awaiting Cleanup	3	8/8/2013	Leaking Underground Storage Tanks
King	43	7	1158	2203	Lake Union Dry Dock Co	SEATTLE	Awaiting Cleanup	2	4/25/1991	Discharges & Outfalls, Marine Services, Misc Industrial & Commercial Activities
King	43	7	1947	2250	Lake Union Steam Plant	SEATTLE	Awaiting Cleanup	5	2/23/1993	Manufactured Gas; Power Generation
King	43	7	3590	51379913	Mastercraft Metal Finishing	SEATTLE	Awaiting Cleanup	4	2/29/2000	Metal Works
King	43	7	1216	82838425	Rainier Precision LLC	SEATTLE	Awaiting Cleanup	5	1/27/2005	Metal Works
King	43	7	500	7706588	RON & JERRYS ICE CREAM	SEATTLE	Awaiting Cleanup	5	1/25/2005	Leaking Underground Storage Tanks
King	43	7	1330	2244	SEATTLE STEAM CO POST AVE	SEATTLE	Awaiting Cleanup	5	8/15/1999	Leaking Underground Storage Tanks
King	43	7	376	62154765	Stoughton Estate	SEATTLE	Awaiting Cleanup	5	1/22/2004	Heating Oil Tank
King	43	9	11906	916588	Superior Cleaners	SEATTLE	Awaiting Cleanup	3	8/19/2015	Dry Cleaners
King	43	7	1275	2217	Metro Lake Union	SEATTLE	Cleanup Complete-Active O&M/Monitoring	1	8/30/1991	Bulk Fuel Storage and Handling
King	43	7	12264	13242	3801 Stone Way LLC	SEATTLE	Cleanup Started	3	8/15/1998	NULL
King	43	7	31	2087	Asko Processing	SEATTLE	Cleanup Started	5	3/9/1993	Other
King	43	7	5749	24436664	Auto Service Company	SEATTLE	Cleanup Started	5	7/30/2004	Leaking Underground Storage Tanks
King	43	7	8790	34221612	Butler Garage	SEATTLE	Cleanup Started	4	8/8/2013	Leaking Underground Storage Tanks
King	43	7	6537	70996824	Chevron 209335	SEATTLE	Cleanup Started	1	2/7/2018	Leaking Underground Storage Tanks
King	43	7	10632	81966648	Chevron 90129	SEATTLE	Cleanup Started	1	10/6/2017	Leaking Underground Storage Tanks
King	43	7	5089	2322	Circle K 1461	SEATTLE	Cleanup Started	3	6/30/1994	Leaking Underground Storage Tanks
King	43	7	11129	93973477	Commuter Center Garage	SEATTLE	Cleanup Started	5	8/8/2013	Leaking Underground Storage Tanks
King	43	7	10611	81551293	FOURTH & COLUMBIA PARKING GARAGE	SEATTLE	Cleanup Started	3	8/8/2013	Leaking Underground Storage Tanks

Hazardous Sites List (HSL) Information

County	Leg. District	Congress. District	CSID	FSID	Cleanup Site Name	City	Site Status	RANK	Date Added to HSL	Site Description / Source of Contamination / Category
King	43	7	2876	139	Gas Works Park WA Natural Gas	SEATTLE	Cleanup Started	1	8/15/1990	Manufactured Gas; Power Generation
King	43	7	6774	85883854	Ivars Commissary	SEATTLE	Cleanup Started	3	8/8/2013	Leaking Underground Storage Tanks
King	43	7	7668	5741946	Kennedy Hotel Garage	SEATTLE	Cleanup Started	3	8/8/2013	Leaking Underground Storage Tanks
King	43	7	7478	2436937	Nash Holland Denny Investors	SEATTLE	Cleanup Started	3	8/8/2013	Leaking Underground Storage Tanks
King	43	7	853	23849623	Northlake Shipyard	SEATTLE	Cleanup Started	4	3/9/1993	Marine Services
King	43	7	2074	1948927	Plastic Sales & Service	SEATTLE	Cleanup Started	2	2/8/2006	Dry Cleaners
King	43	7	3230	21844229	Red Carpet Car Wash	SEATTLE	Cleanup Started	3	8/8/2013	Leaking Underground Storage Tanks
King	43	7	5075	2243	Seattle Steam Co Western Ave	SEATTLE	Cleanup Started	5	2/16/1999	Leaking Underground Storage Tanks
King	43	7	7872	10733774	US WEST SEATTLE	SEATTLE	Cleanup Started	5	8/8/2013	Leaking Underground Storage Tanks
King	43	7	5256	1491930	UW Bioengineering	SEATTLE	Cleanup Started	5	8/4/2007	Leaking Underground Storage Tanks
King	43	7	10062	65657666	Washington Athletic Club Garage	SEATTLE	Cleanup Started	3	8/8/2013	Leaking Underground Storage Tanks
King	45	1	1607	2288	C & F Auto Wrecking	DUVALL	Awaiting Cleanup	1	8/25/1992	Salvage Yards
King	45	1	2906	2446	JOHNNYS WRECKING YARD	WOODINVILLE	Awaiting Cleanup	2	2/18/1997	Salvage Yards
King	45	1	318	2576	KIRKLAND AVE LAKE ST TRUNK SEWER	KIRKLAND	Awaiting Cleanup	5	2/29/2000	Discharges & Outfalls
King	45	1	3236	59898498	Bang USTs	WOODINVILLE	Cleanup Started	3	8/26/2003	Other
King	45	1	6745	83988889	Brown Bear Car Wash 5495	KIRKLAND	Cleanup Started	4	2/3/2014	Leaking Underground Storage Tanks
King	45	1	10813	85348955	Exxon 72428	KIRKLAND	Cleanup Started	4	8/9/2013	Leaking Underground Storage Tanks
King	45	1	10432	75999694	Texaco Station Kirkland	KIRKLAND	Cleanup Started	3	1/14/2016	Leaking Underground Storage Tanks
King	45	1	9397	48143795	Town Center Mini Mart Texaco	DUVALL	Cleanup Started	4	8/8/2013	Leaking Underground Storage Tanks
King	45	1	1239	2191	Universal Manufacturing	WOODINVILLE	Cleanup Started	3	8/22/1995	Misc Industrial & Commercial Activities
King	46	7	1376	1202016	Aesquivel	SEATTLE	Awaiting Cleanup	4	1/25/2005	Other, Spills
King	46	7	3707	85171367	Bakkers Better Motors	SEATTLE	Awaiting Cleanup	4	8/29/2000	Other
King	46	7	1157	2188	RAVENNA LANDFILL UNION BAY	SEATTLE	Awaiting Cleanup	4	2/29/2000	Landfills and Hazardous Waste Facilities
King	46	1	4183	69144423	Skips Tire Center	BOTHELL	Awaiting Cleanup	5	1/9/2007	Bulk Fuel Storage and Handling
King	46	1	6480	66253238	Allen Goumas Als 76	KENMORE	Cleanup Started	4	8/8/2013	Leaking Underground Storage Tanks
King	46	1	2134	2348	Kenmore Industrial Park AKA Lakepointe	KENMORE	Cleanup Started	1	2/25/1992	Landfills and Hazardous Waste Facilities
King	47	8	692	2588	Corvox Inc	KENT	Cleanup Started	2	8/29/2000	Salvage Yards
King	47	8	3116	2580571	Labrador Property	AUBURN	Cleanup Started	4	1/20/2019	Pesticide Handling
King	47	8	3068	2390	Northwest Pipeline Covington MS	COVINGTON	Cleanup Started	3	2/28/1997	Bulk Fuel Storage and Handling

Hazardous Sites List (HSL) Information

County	Leg. District	Congress. District	CSID	FSID	Cleanup Site Name	City	Site Status	RANK	Date Added to HSL	Site Description / Source of Contamination / Category
King	48	1	1360	2228	Rose Hill Plaza	KIRKLAND	Awaiting Cleanup	4	2/16/1999	Dry Cleaners
King	48	1	5955	36542815	7-Eleven 19339	REDMOND	Cleanup Started	1	6/14/2016	Leaking Underground Storage Tanks
King	48	9	10448	76437511	7-Eleven 23559	BELLEVUE	Cleanup Started	4	8/8/2013	Leaking Underground Storage Tanks
King	48	9	8548	27573511	Bellevue Park Maintenance	BELLEVUE	Cleanup Started	2	2/3/2014	Leaking Underground Storage Tanks
King	48	9	7707	6541715	CHEVRON 92175	BELLEVUE	Cleanup Started	5	2/3/2013	Leaking Underground Storage Tanks
King	48	9	2116	53482918	Chevron 97451	BELLEVUE	Cleanup Started	4	8/7/2018	Leaking Underground Storage Tanks
King	48	1	4147	26296554	Cleaning Center of Redmond	REDMOND	Cleanup Started	2	2/29/2000	Dry Cleaners
King	48	1	8967	38261145	EXOTIC MOTORS	REDMOND	Cleanup Started	1	8/8/2013	Vehicle & Equipment Maintenance
King	48	9	10255	71688393	Exxon 72864	BELLEVUE	Cleanup Started	1	2/3/2014	Leaking Underground Storage Tanks
King	48	9	5542	12627628	Four Seasons Car Wash	BELLEVUE	Cleanup Started	4	8/8/2013	Leaking Underground Storage Tanks
King	48	1	10086	66375482	HOBART CORPORATION	REDMOND	Cleanup Started	2	2/3/2014	Leaking Underground Storage Tanks
King	48	1	954	6427	Overlake Cleaners	REDMOND	Cleanup Started	1	2/18/1997	Dry Cleaners
King	48	1	8234	19358649	Shultz Distributing Redmond	REDMOND	Cleanup Started	3	2/3/2014	Leaking Underground Storage Tanks
Kitsap	23	6	373	52227227	A1 RV CENTER	SILVERDALE	Awaiting Cleanup	3	8/20/2012	Other
Kitsap	23	6	697	2620	Ace Paving Maintenance Shop	SILVERDALE	Awaiting Cleanup	3	8/31/1999	Vehicle & Equipment Maintenance
Kitsap	23	6	11944	23096	Clean Center	BAINBRIDGE ISLAND	Awaiting Cleanup	2	2/4/2013	Dry Cleaners
Kitsap	23	6	283	2611	Day Road Industrial Park	BAINBRIDGE ISLAND	Awaiting Cleanup	2	2/1/1991	Misc Industrial & Commercial Activities
Kitsap	23	6	3352	4271824	Eyer Trucking	KINGSTON	Awaiting Cleanup	1	7/9/2008	Salvage Yards
Kitsap	23	6	3297	25581397	HOWERTON SILVERDALE LANDFILL	SILVERDALE	Awaiting Cleanup	2	8/31/1999	Landfills and Hazardous Waste Facilities
Kitsap	23	6	4206	41936412	INDIANOLA DUMP	KINGSTON	Awaiting Cleanup	3	8/28/2001	Landfills and Hazardous Waste Facilities
Kitsap	23	6	3741	50996873	KITSAP COUNTY SILVERDALE LANDFILL	SILVERDALE	Awaiting Cleanup	3	8/6/2003	Landfills and Hazardous Waste Facilities
Kitsap	23	6	3303	44882172	Madison Ave S & Parfitt Way SW	BAINBRIDGE ISLAND	Awaiting Cleanup	5	8/15/2005	Bulk Fuel Storage and Handling
Kitsap	23	6	762	2634	POULSBO YACHT CLUB	POULSBO	Awaiting Cleanup	5	12/6/2002	Bulk Fuel Storage and Handling
Kitsap	23	6	331	549994	Rouse Property	KINGSTON	Awaiting Cleanup	1	2/14/2011	Chemical & Paint Manuf. & Distribution
Kitsap	23	6	1462	7813681	Siegel Property	BREMERTON	Awaiting Cleanup	3	2/15/2008	Landfills and Hazardous Waste Facilities
Kitsap	23	6	2851	16164764	Trask Property	KINGSTON	Awaiting Cleanup	4	12/15/2002	Vehicle & Equipment Maintenance
Kitsap	23	6	760	2625	VIKING PLATING	KINGSTON	Awaiting Cleanup	2	1/15/2002	Metal Works
Kitsap	23	6	894	28682498	Winslow Way W & Madison Ave N	BAINBRIDGE ISLAND	Awaiting Cleanup	5	2/4/2009	Other

Hazardous Sites List (HSL) Information

County	Leg. District	Congress. District	CSID	FSID	Cleanup Site Name	City	Site Status	RANK	Date Added to HSL	Site Description / Source of Contamination / Category
Kitsap	23	6	9999	64365395	Bainbridge Intermodal Transfer Center	BAINBRIDGE ISLAND	Cleanup Started	5	8/13/2013	Leaking Underground Storage Tanks
Kitsap	23	6	759	2602	Bainbridge Island Landfill	BAINBRIDGE ISLAND	Cleanup Started	1	8/30/1992	Landfills and Hazardous Waste Facilities
Kitsap	23	6	9672	55114724	Central Kitsap Waste Water	POULSBO	Cleanup Started	3	2/5/2015	Leaking Underground Storage Tanks
Kitsap	23	6	6944	96325489	Chevron 200425	BAINBRIDGE ISLAND	Cleanup Started	2	2/14/2011	Leaking Underground Storage Tanks
Kitsap	23	6	5169	2631	Chevron Bulk Plant Poulsbo	POULSBO	Cleanup Started	3	8/17/2010	Bulk Fuel Storage and Handling
Kitsap	23	6	8445	24826924	Daily Stop Grocery	BREMERTON	Cleanup Started	3	8/7/2015	Leaking Underground Storage Tanks
Kitsap	23	6	2278	151	EAGLE HARBOR	BAINBRIDGE ISLAND	Cleanup Started	0	9/10/1990	Wood Treatment
Kitsap	23	6	2505	154	EAGLE HARBOR W	BAINBRIDGE ISLAND	Cleanup Started	0	2/22/1995	Marine Services
Kitsap	23	6	2683	152	EAGLE HARBOR WYCKOFF	BAINBRIDGE ISLAND	Cleanup Started	0	2/22/1995	Wood Treatment
Kitsap	23	6	5166	2621	Hansville General Store	HANSVILLE	Cleanup Started	3	6/30/1994	Leaking Underground Storage Tanks
Kitsap	23	6	5579	15195348	KEYPORT MERCANTILE	KEYPORT	Cleanup Started	3	7/27/2007	Leaking Underground Storage Tanks
Kitsap	23	6	270	3804318	Lynwood Center Corner	BAINBRIDGE ISLAND	Cleanup Started	2	8/16/2011	Leaking Underground Storage Tanks
Kitsap	23	6	6771	85668255	Midas Silverdale	SILVERDALE	Cleanup Started	5	2/9/2006	Leaking Underground Storage Tanks
Kitsap	23	6	4370	61317581	Norge Equipped Cleaning Village Store	BAINBRIDGE ISLAND	Cleanup Started	2	2/3/2012	Dry Cleaners
Kitsap	23	6	3444	93937775	Port Gamble Bay and Mill Site	PORT GAMBLE	Cleanup Started	2	8/28/2001	Wood Products Manufacturing
Kitsap	23	6	6840	90875824	RK MART	SILVERDALE	Cleanup Started	5	8/6/2009	Leaking Underground Storage Tanks
Kitsap	23	6	12023	17274876	Sears Auto Center	SILVERDALE	Cleanup Started	5	8/5/2014	Vehicle & Equipment Maintenance
Kitsap	23	6	1472	6865393	Seitz Property	SILVERDALE	Cleanup Started	2	2/9/2006	Landfills and Hazardous Waste Facilities
Kitsap	23	6	6033	41273858	Silver City Texaco	SILVERDALE	Cleanup Started	5	1/31/2014	Leaking Underground Storage Tanks
Kitsap	23	6	11500	15438	Strawberry Plant	BAINBRIDGE ISLAND	Cleanup Started	2	8/16/2011	Misc Industrial & Commercial Activities
Kitsap	23	6	3960	26595127	Tosco Bainbridge Island Bulk Plant 1784	BAINBRIDGE ISLAND	Cleanup Started	2	2/4/2009	Bulk Fuel Storage and Handling
Kitsap	23	6	6127	46126151	UNOCAL 4388	BAINBRIDGE ISLAND	Cleanup Started	2	8/6/2008	Leaking Underground Storage Tanks
Kitsap	23	6	127	157	US NAVY KEYPORT	KEYPORT	Cleanup Started	0	2/22/1995	Landfills and Hazardous Waste Facilities
Kitsap	23	6	149	168	US NAVY SUBASE OU8	SILVERDALE	Cleanup Started	0	2/22/1995	Vehicle & Equipment Maintenance
Kitsap	23	6	2403	153	EAGLE HARBOR E	BAINBRIDGE ISLAND	Construction Complete-Performance Monitoring	0	2/22/1995	Spills, Wood Treatment

Hazardous Sites List (HSL) Information

County	Leg. District	Congress. District	CSID	FSID	Cleanup Site Name	City	Site Status	RANK	Date Added to HSL	Site Description / Source of Contamination / Category
Kitsap	23	6	695	2605	Hansville Landfill	KINGSTON	Construction Complete-Performance Monitoring	1	8/30/1991	Landfills and Hazardous Waste Facilities
Kitsap	23	6	128	158	US NAVY KEYPORT OU1	KEYPORT	Construction Complete-Performance Monitoring	0	2/22/1995	Landfills and Hazardous Waste Facilities
Kitsap	23	6	522	159	US NAVY KEYPORT OU2	KEYPORT	Construction Complete-Performance Monitoring	0	2/22/1995	Military Facilities; Munitions Related
Kitsap	23	6	148	161	US NAVY SUBASE OU1 ORD DISP	SILVERDALE	Construction Complete-Performance Monitoring	0	2/22/1995	Military Facilities; Munitions Related
Kitsap	23	6	616	162	US NAVY SUBASE OU2	SILVERDALE	Construction Complete-Performance Monitoring	0	2/22/1995	Military Facilities; Munitions Related
Kitsap	26	6	325	2644	Als Auto Repair	PORT ORCHARD	Awaiting Cleanup	3	8/18/1998	Vehicle & Equipment Maintenance
Kitsap	26	6	3092	6189085	Bodine	BREMERTON	Awaiting Cleanup	5	2/15/2010	Other
Kitsap	26	6	11381	3187	Bremerton R O W 4th & Washington	Bremerton	Awaiting Cleanup	5	8/8/2012	Leaking Underground Storage Tanks
Kitsap	26	6	2233	48525487	BREMERTON SERVICE CENTER	BREMERTON	Awaiting Cleanup	5	8/22/2011	Leaking Underground Storage Tanks
Kitsap	26	6	730	2604	Constitution Ave Landfill	BREMERTON	Awaiting Cleanup	5	2/7/2001	Landfills and Hazardous Waste Facilities
Kitsap	26	6	3139	31393863	HEAD OF BAY	BREMERTON	Awaiting Cleanup	2	8/8/2002	Landfills and Hazardous Waste Facilities
Kitsap	26	6	4410	99437267	Kitsap County Consolidated Housing Authority	Bremerton	Awaiting Cleanup	5	2/14/2011	Leaking Underground Storage Tanks
Kitsap	26	6	1739	9387868	Kitsap Transit Clock Tower Area BTC-2	BREMERTON	Awaiting Cleanup	5	8/15/2005	Leaking Underground Storage Tanks
Kitsap	26	6	1095	7846890	McIntosh Property	PORT ORCHARD	Awaiting Cleanup	3	2/5/2009	Spills
Kitsap	26	6	993	3675862	Mitchell Ave Project	PORT ORCHARD	Awaiting Cleanup	3	7/17/2006	Vehicle & Equipment Maintenance
Kitsap	26	6	2220	7057711	Olalla Landfill	OLALLA	Awaiting Cleanup	3	1/23/2008	Landfills and Hazardous Waste Facilities
Kitsap	26	6	6159	48252163	P & R Quickstop	BREMERTON	Awaiting Cleanup	3	2/29/2012	Leaking Underground Storage Tanks
Kitsap	26	6	2222	7185727	Pidduck Property	BREMERTON	Awaiting Cleanup	5	2/15/2010	Bulk Fuel Storage and Handling
Kitsap	26	6	4877	91215766	PORT ORCHARD LANDFILL	PORT ORCHARD	Awaiting Cleanup	4	8/8/2002	Landfills and Hazardous Waste Facilities
Kitsap	26	6	2108	5011980	Robinson Property	BREMERTON	Awaiting Cleanup	5	7/27/2007	Leaking Underground Storage Tanks
Kitsap	26	6	1735	9184225	SPAIN PROPERTY	PORT ORCHARD	Awaiting Cleanup	1	8/15/2005	Landfills and Hazardous Waste Facilities
Kitsap	26	6	795	2628	WOLF PROPERTY	PORT ORCHARD	Awaiting Cleanup	4	8/22/1995	Leaking Underground Storage Tanks
Kitsap	26	6	3226	12465742	Zink Dump	PORT ORCHARD	Awaiting Cleanup	5	8/4/2004	Landfills and Hazardous Waste Facilities
Kitsap	26	6	150	179	US NAVY PSNS OUB IA106	Port Orchard	Cleanup Complete-Active O&M/Monitoring	0	2/22/1995	Marine Services

Hazardous Sites List (HSL) Information

County	Leg. District	Congress. District	CSID	FSID	Cleanup Site Name	City	Site Status	RANK	Date Added to HSL	Site Description / Source of Contamination / Category
Kitsap	26	6	5822	28793889	Bayside Grocery	PORT ORCHARD	Cleanup Started	3	10/9/2007	Leaking Underground Storage Tanks
Kitsap	26	6	8680	31714832	Bethel Garage	PORT ORCHARD	Cleanup Started	5	2/5/2015	Leaking Underground Storage Tanks
Kitsap	26	6	4374	85394644	BOWMAN OIL SPILL	PORT ORCHARD	Cleanup Started	1	2/4/2009	Spills
Kitsap	26	6	10916	88127173	BP Reynolds	BREMERTON	Cleanup Started	5	2/5/2015	Leaking Underground Storage Tanks
Kitsap	26	6	5207	2645	BREM AIR Disposal Inc	BREMERTON	Cleanup Started	1	8/15/1997	Bulk Fuel Storage and Handling
Kitsap	26	6	7395	10530	Burwell Tunnel & Parking Garage	BREMERTON	Cleanup Started	5	8/13/2013	Leaking Underground Storage Tanks
Kitsap	26	6	10653	82612478	Chevron 91253	PORT ORCHARD	Cleanup Started	3	2/13/2012	Leaking Underground Storage Tanks
Kitsap	26	6	285	2618	Chevron Tank Farm Port WA Narrows	BREMERTON	Cleanup Started	2	8/27/1991	Bulk Fuel Storage and Handling
Kitsap	26	6	8224	18937294	Choice Texaco & Mini Mart	PORT ORCHARD	Cleanup Started	4	9/26/2017	Leaking Underground Storage Tanks
Kitsap	26	6	1637	9475242	City Hand Laundry	BREMERTON	Cleanup Started	5	7/27/2007	Dry Cleaners
Kitsap	26	6	922	2645	EVERGREEN PARK BREMERTON	BREMERTON	Cleanup Started	5	8/22/1995	Bulk Fuel Storage and Handling
Kitsap	26	6	1968	7265377	Kitsap Senior Center	BREMERTON	Cleanup Started	5	8/17/2010	Leaking Underground Storage Tanks
Kitsap	26	6	1518	7071317	Kitsap Transit Grainger Fitz Enetai	BREMERTON	Cleanup Started	3	8/6/2009	Leaking Underground Storage Tanks
Kitsap	26	6	2090	1087615	Kitsap Transit Transportation Center	BREMERTON	Cleanup Started	5	8/6/2009	Leaking Underground Storage Tanks
Kitsap	26	6	11943	14170	L & E Auto Sales	BREMERTON	Cleanup Started	5	2/1/2013	Leaking Underground Storage Tanks
Kitsap	26	6	731	2623	Lofthus Bulk Plant	BREMERTON	Cleanup Started	1	2/25/1992	Bulk Fuel Storage and Handling
Kitsap	26	6	5252	1436359	Newmans Chevron	BREMERTON	Cleanup Started	5	2/15/2010	Leaking Underground Storage Tanks
Kitsap	26	6	602	28884893	Park Avenue Cleaners	BREMERTON	Cleanup Started	3	7/8/2008	Dry Cleaners
Kitsap	26	6	1593	97682663	PIONEER LANDFILL	GORST	Cleanup Started	2	2/14/2011	Landfills and Hazardous Waste Facilities, Vehicle & Equipment Maintenance
Kitsap	26	6	5638	18424111	Port Orchard Public Works	PORT ORCHARD	Cleanup Started	3	1/30/2009	Leaking Underground Storage Tanks
Kitsap	26	6	5400	6241366	Port Orchard Yacht Club	PORT ORCHARD	Cleanup Started	5	8/20/2012	Leaking Underground Storage Tanks
Kitsap	26	6	321	2601	Rons Auto Wrecking	PORT ORCHARD	Cleanup Started	3	8/15/1990	Salvage Yards, Vehicle & Equipment Maintenance
Kitsap	26	6	2847	8553957	Southworth Stage	PORT ORCHARD	Cleanup Started	5	2/9/2006	Landfills and Hazardous Waste Facilities
Kitsap	26	6	10667	82855511	Stacy Investments	OLALLA	Cleanup Started	3	2/5/2015	Leaking Underground Storage Tanks
Kitsap	26	6	5333	4264138	Stutz Fuel Oil	BREMERTON	Cleanup Started	2	8/16/2011	Leaking Underground Storage Tanks
Kitsap	26	6	5815	28366276	Templeton Charleston Beach	BREMERTON	Cleanup Started	3	8/17/2010	Leaking Underground Storage Tanks
Kitsap	26	6	6737	83695458	UNOCAL 0606	BREMERTON	Cleanup Started	3	1/3/2008	Leaking Underground Storage Tanks
Kitsap	26	6	130	175	US NAVY PSNS	BREMERTON	Cleanup Started	0	2/22/1995	Marine Services
Kitsap	26	6	524	177	US NAVY PSNS OUB	BREMERTON	Cleanup Started	0	2/22/1995	Marine Services

Hazardous Sites List (HSL) Information

County	Leg. District	Congress. District	CSID	FSID	Cleanup Site Name	City	Site Status	RANK	Date Added to HSL	Site Description / Source of Contamination / Category
Kitsap	26	6	581	95937982	VIP Landfill	BREMERTON	Cleanup Started	3	12/6/2002	Landfills and Hazardous Waste Facilities
Kitsap	26	6	2442	25425751	Vockrodt Dump	BREMERTON	Cleanup Started	4	8/8/2002	Landfills and Hazardous Waste Facilities
Kitsap	26	6	585	183	WA ECY Manchester Lab	PORT ORCHARD	Cleanup Started	0	2/22/1995	Landfills and Hazardous Waste Facilities
Kitsap	26	6	5170	2635	WA Veterans Affairs Home	PORT ORCHARD	Cleanup Started	5	8/28/2001	Leaking Underground Storage Tanks
Kitsap	26	6	5164	2610	Country Junction Store	PORT ORCHARD	Construction Complete-Performance Monitoring	4	8/15/1990	Leaking Underground Storage Tanks
Kitsap	26	6	534	182	US NAVY PSNS OU NSC	BREMERTON	Construction Complete-Performance Monitoring	0	2/22/1995	Landfills and Hazardous Waste Facilities
Kitsap	26	6	108	176	US NAVY PSNS OUA	BREMERTON	Construction Complete-Performance Monitoring	0	2/22/1995	Marine Services
Kitsap	26	6	109	178	US NAVY PSNS OUC	BREMERTON	Construction Complete-Performance Monitoring	0	3/15/1992	Landfills and Hazardous Waste Facilities
Kitsap	35	6	923	2646	Airport Auto Wrecking I	PORT ORCHARD	Awaiting Cleanup	2	1/15/2001	Salvage Yards
Kitsap	35	6	1787	34492328	Airport Auto Wrecking II	PORT ORCHARD	Awaiting Cleanup	1	1/24/2003	Salvage Yards
Kitsap	35	6	289	2652	Bremerton SD Haddon Elem	BREMERTON	Awaiting Cleanup	5	8/6/2003	Landfills and Hazardous Waste Facilities
Kitsap	35	6	1956	13984	Deno Property	BREMERTON	Awaiting Cleanup	1	8/28/2001	Salvage Yards
Kitsap	35	6	2332	43665575	HOLLY DUMP	BREMERTON	Awaiting Cleanup	5	2/15/2007	Landfills and Hazardous Waste Facilities
Kitsap	35	6	1712	67245984	HOUGHTON PROPERTY	PORT ORCHARD	Awaiting Cleanup	1	11/14/2001	Vehicle & Equipment Maintenance
Kitsap	35	6	11446	18708	Kitsap Rifle & Revolver Club	BREMERTON	Awaiting Cleanup	2	1/8/2013	Military Facilities; Munitions Related, Other
Kitsap	35	6	858	2638	LAMBERTS RADIATOR SHOP	BREMERTON	Awaiting Cleanup	1	8/22/1995	Vehicle & Equipment Maintenance
Kitsap	35	6	3143	44784977	Skirving Dump	BREMERTON	Awaiting Cleanup	2	5/24/2004	Landfills and Hazardous Waste Facilities
Kitsap	35	6	694	2603	US Navy Camp Wesley Harris	BREMERTON	Awaiting Cleanup	2	1/15/2004	Military Facilities; Munitions Related
Kitsap	35	6	4614	32577956	Victory Station Landfill	PORT ORCHARD	Awaiting Cleanup	4	2/29/2000	Landfills and Hazardous Waste Facilities
Kitsap	35	6	615	160	US NAVY SUBASE	SILVERDALE	Cleanup Complete-Active O&M/Monitoring	0	8/23/1993	Military Facilities; Munitions Related
Kitsap	35	6	531	163	US NAVY SUBASE OU3	SILVERDALE	Cleanup Complete-Active O&M/Monitoring	0	2/22/1995	Metal Works, Military Facilities; Munitions Related
Kitsap	35	6	10018	64624549	Ace Paving	BREMERTON	Cleanup Started	5	5/7/2015	Leaking Underground Storage Tanks
Kitsap	35	6	3241	88987891	Auto Center Boulevard	BREMERTON	Cleanup Started	5	8/5/2014	Vehicle & Equipment Maintenance

Hazardous Sites List (HSL) Information

County	Leg. District	Congress. District	CSID	FSID	Cleanup Site Name	City	Site Status	RANK	Date Added to HSL	Site Description / Source of Contamination / Category
Kitsap	35	6	10274	72279499	BREMERTON YACHT CLUB	BREMERTON	Cleanup Started	5	2/11/2014	Leaking Underground Storage Tanks
Kitsap	35	6	900	62752314	Gorst Creek Landfill	PORT ORCHARD	Cleanup Started	1	1/15/2002	Landfills and Hazardous Waste Facilities
Kitsap	35	6	6046	42271459	Gorst Gas Mart	BREMERTON	Cleanup Started	3	7/16/2008	Leaking Underground Storage Tanks
Kitsap	35	6	11975	59537676	Gradens Camp Union Grocery	SEABECK	Cleanup Started	3	2/1/2013	Leaking Underground Storage Tanks
Kitsap	35	6	8717	32588114	Lonerock Grocery	SEABECK	Cleanup Started	5	2/9/2018	Leaking Underground Storage Tanks
Kitsap	35	6	8066	14956955	Marina & Moorage at Seabeck	SEABECK	Cleanup Started	3	7/27/2015	Leaking Underground Storage Tanks
Kitsap	35	6	9647	54615645	MCCORMICK LAND CO	PORT ORCHARD	Cleanup Started	3	2/10/2014	Leaking Underground Storage Tanks
Kitsap	35	6	286	2641	Old Bremerton Gasworks Sesko	BREMERTON	Cleanup Started	1	8/22/1995	NULL
Kitsap	35	6	4217	79649975	Olympic View Sanitary Landfill	PORT ORCHARD	Cleanup Started	1	3/9/1993	Landfills and Hazardous Waste Facilities
Kitsap	35	6	1377	2788449	Pacific NW Energy Bremerton	BREMERTON	Cleanup Started	3	2/4/2011	Bulk Fuel Storage and Handling
Kitsap	35	6	9395	48135381	Pacific Pride Fuel Facility	BREMERTON	Cleanup Started	3	8/6/2015	Leaking Underground Storage Tanks
Kitsap	35	6	2246	3122819	Pederson Oil	BREMERTON	Cleanup Started	4	2/29/2000	Bulk Fuel Storage and Handling
Kitsap	35	6	129	172	US NAVY JACKSON PARK	BREMERTON	Cleanup Started	0	2/22/1995	Bulk Fuel Storage and Handling, Military Facilities; Munitions Related
Kitsap	35	6	564	174	US NAVY JACKSON PARK OU 1	BREMERTON	Cleanup Started	0	2/22/1995	Military Facilities; Munitions Related
Kitsap	35	6	563	173	US NAVY JACKSON PARK OU 2	BREMERTON	Cleanup Started	0	2/22/1995	Military Facilities; Munitions Related
Kitsap	35	6	1013	77422856	US NAVY JACKSON PARK OU 3	BREMERTON	Cleanup Started	0	9/1/2000	Military Facilities; Munitions Related
Kitsap	35	6	11721	52429541	Washington Cedar & Supply Co	PORT ORCHARD	Cleanup Started	3	7/30/2014	Leaking Underground Storage Tanks
Kitsap	35	6	8770	33682729	WSP Bremerton	BREMERTON	Cleanup Started	5	8/6/2015	Leaking Underground Storage Tanks
Kitsap	35	6	533	167	US NAVY SUBASE OU7	SILVERDALE	Construction Complete-Performance Monitoring	0	8/22/1995	Pesticide Handling
Kittitas	13	8	4459	387	115 Mini Mart	KITTITAS	Awaiting Cleanup	3	2/20/1996	Other
Kittitas	13	8	4762	390	Cle Elum City	CLE ELUM	Awaiting Cleanup	3	6/29/1996	Leaking Underground Storage Tanks
Kittitas	13	8	3291	8473478	Faltus & Thomas Properties	ELLENSBURG	Awaiting Cleanup	5	2/5/2004	Dry Cleaners
Kittitas	13	8	4257	12832256	Smith Kem Ellensburg Inc	ELLENSBURG	Awaiting Cleanup	3	8/14/2008	Bulk Fuel Storage and Handling, Pesticide Handling
Kittitas	13	8	4902	388	Bingo Fuel Stop	THORP	Cleanup Complete-Active O&M/Monitoring	2	8/27/1991	Leaking Underground Storage Tanks
Kittitas	13	8	5444	7678948	B & G Service	CLE ELUM	Cleanup Started	3	1/20/2012	Leaking Underground Storage Tanks

Hazardous Sites List (HSL) Information

County	Leg. District	Congress. District	CSID	FSID	Cleanup Site Name	City	Site Status	RANK	Date Added to HSL	Site Description / Source of Contamination / Category
Kittitas	13	8	4901	386	Big B Mini Mart	ELLENSBURG	Cleanup Started	3	8/27/1991	Leaking Underground Storage Tanks
Kittitas	13	8	6452	64886528	CB General Store & Services	EASTON	Cleanup Started	5	8/8/2005	Leaking Underground Storage Tanks
Kittitas	13	8	2609	21589197	CWU Jongeward Services Building	ELLENSBURG	Cleanup Started	2	8/7/2012	Leaking Underground Storage Tanks
Kittitas	13	8	7016	398	Devere Bulk Plant	CLE ELUM	Cleanup Started	5	5/21/1996	Bulk Fuel Storage and Handling, Leaking Underground Storage Tanks
Kittitas	13	8	7015	394	Flying J Truck Stop Broadway	ELLENSBURG	Cleanup Started	4	2/20/1996	Leaking Underground Storage Tanks
Kittitas	13	8	5208	3892	Kens Auto Wash II	ELLENSBURG	Cleanup Started	2	11/12/1996	Leaking Underground Storage Tanks
Kittitas	13	8	4061	382	RYEGRASS LANDFILL	ELLENSBURG	Cleanup Started	4	7/16/1998	Landfills and Hazardous Waste Facilities
Kittitas	13	8	6866	92387155	Simpsons Texaco	CLE ELUM	Cleanup Started	5	8/14/2003	Leaking Underground Storage Tanks
Kittitas	13	8	6651	77133953	SPORTLAND MINI MART	CLE ELUM	Cleanup Started	3	1/20/2012	Leaking Underground Storage Tanks
Kittitas	13	8	7088	47245321	Ward Rugh Inc	ELLENSBURG	Cleanup Started	2	1/20/2012	Leaking Underground Storage Tanks
Klickitat	14	3	5766	25272858	Goldendale Glass	GOLDENDALE	Awaiting Cleanup	5	8/3/2007	Leaking Underground Storage Tanks
Klickitat	14	3	5570	14585311	JD Hattenhauer Distributing	GOLDENDALE	Awaiting Cleanup	5	2/20/2008	Leaking Underground Storage Tanks
Klickitat	14	3	230	1625461	BNSF Track Switching Facility	WISHRAM	Cleanup Started	3	8/3/2007	Heating Oil Tank
Klickitat	14	3	11797	95415874	Columbia Gorge Aluminum	GOLDENDALE	Cleanup Started	2	8/30/1990	Smelters & Foundries
Klickitat	14	3	6704	81593498	COLUMBUS SQUARE	GOLDENDALE	Cleanup Started	5	2/2/2009	Leaking Underground Storage Tanks
Klickitat	14	3	5817	28537434	HUNSAKER OIL COMPANY INC BINGEN	BINGEN	Cleanup Started	5	8/14/2003	Leaking Underground Storage Tanks
Klickitat	14	3	3497	35691825	Klickitat County Road Dept Goldendale Shop Wash Pad	GOLDENDALE	Cleanup Started	3	2/3/2005	Vehicle & Equipment Maintenance
Klickitat	14	3	4200	32313865	Klickitat Valley Sawmills Inc	KLICKITAT	Cleanup Started	2	4/15/1998	Wood Products Manufacturing
Klickitat	14	3	7632	5307756	Layman Property	GOLDENDALE	Cleanup Started	3	8/13/2013	Leaking Underground Storage Tanks
Klickitat	14	3	4905	403	Town Pump Gas Station	WHITE SALMON	Cleanup Started	1	8/27/1991	Bulk Fuel Storage and Handling, Leaking Underground Storage Tanks
Klickitat	14	3	6383	61834259	Unocal Bulk Plant 0046	BINGEN	Cleanup Started	3	2/20/2008	Bulk Fuel Storage and Handling, Leaking Underground Storage Tanks
Lewis	19	3	203	5706820	TIM BOWERS PROPERTY	WINLOCK	Awaiting Cleanup	5	7/26/2004	Vehicle & Equipment Maintenance
Lewis	20	3	2440	9756779	119 MAW RD	TOLEDO	Awaiting Cleanup	5	10/21/2008	Landfills and Hazardous Waste Facilities
Lewis	20	3	4017	5879082	901 S MAIN ST VADER	VADER	Awaiting Cleanup	4	8/4/2008	Landfills and Hazardous Waste Facilities
Lewis	20	3	3045	1171	EXTINE PETROLEUM	ONALASKA	Awaiting Cleanup	5	8/21/2001	Bulk Fuel Storage and Handling

Hazardous Sites List (HSL) Information

County	Leg. District	Congress. District	CSID	FSID	Cleanup Site Name	City	Site Status	RANK	Date Added to HSL	Site Description / Source of Contamination / Category
Lewis	20	3	465	7504507	GRASSERS AUTO WRECKING	CENTRALIA	Awaiting Cleanup	5	2/11/2010	Salvage Yards
Lewis	20	3	2659	1172	KMART 7331	CHEHALIS	Awaiting Cleanup	5	6/22/2006	Vehicle & Equipment Maintenance
Lewis	20	3	4120	1307167	LOGSTACKERS UNLIMITED INC	TOLEDO	Awaiting Cleanup	4	2/11/2004	Agricultural & Forestry Operations
Lewis	20	3	2410	1164	MALARZ FARM	WINLOCK	Awaiting Cleanup	4	8/21/2001	Landfills and Hazardous Waste Facilities
Lewis	20	3	1780	9207593	NOW TRUCK STOP	CHEHALIS	Awaiting Cleanup	5	2/6/2006	Leaking Underground Storage Tanks
Lewis	20	3	4133	8202906	OLD GAS STATION MINERAL WA	MINERAL	Awaiting Cleanup	3	2/8/2005	Leaking Underground Storage Tanks
Lewis	20	3	3094	8697809	OLD MINING SITE	TOLEDO	Awaiting Cleanup	5	6/29/2006	Mining & Drilling
Lewis	20	3	1951	8736	PACIFIC NORTH EQUIPMENT CO	CHEHALIS	Awaiting Cleanup	5	1/23/2003	Vehicle & Equipment Maintenance
Lewis	20	3	2686	1156	PACKWOOD LUMBER COMPANY	PACKWOOD	Awaiting Cleanup	4	8/27/1991	Wood Treatment
Lewis	20	3	2535	1168	REA CONSTRUCTION	RANDLE	Awaiting Cleanup	5	8/21/2001	Vehicle & Equipment Maintenance
Lewis	20	3	2313	1160	UTILITY TRANSFORMER SERVICE	PE ELL	Awaiting Cleanup	3	3/12/1991	Manufactured Gas; Power Generation
Lewis	20	3	334	608504	WEYERHAEUSER CENTRALIA PROPERTY	CENTRALIA	Awaiting Cleanup	2	1/16/2004	Salvage Yards
Lewis	20	3	134	208	AMERICAN CROSSARM & CONDUIT	CHEHALIS	Cleanup Complete-Active O&M/Monitoring	0	2/22/1995	Wood Treatment
Lewis	20	3	2657	1154	CENTRALIA LANDFILL	CENTRALIA	Cleanup Complete-Active O&M/Monitoring	0	8/27/1991	Landfills and Hazardous Waste Facilities
Lewis	20	3	11287	97679498	ARCO 05923 MASAD NICOLA	CHEHALIS	Cleanup Started	5	12/26/2006	Leaking Underground Storage Tanks
Lewis	20	3	2658	1165	CHEHALIS AIRPORT	CHEHALIS	Cleanup Started	5	11/15/2007	Leaking Underground Storage Tanks
Lewis	20	3	5621	17551864	CHEVRON 96942	CENTRALIA	Cleanup Started	3	7/27/2007	Leaking Underground Storage Tanks
Lewis	20	3	7025	1166	COWLITZ FOOD & FUEL	TOLEDO	Cleanup Started	2	9/7/1993	Leaking Underground Storage Tanks
Lewis	20	3	4997	1177	CUMMINGS OIL	CENTRALIA	Cleanup Started	1	2/22/2001	Leaking Underground Storage Tanks
Lewis	20	3	2882	1161	GRANGE SUPPLY CHEHALIS CENEX	CHEHALIS	Cleanup Started	1	9/7/1993	Leaking Underground Storage Tanks
Lewis	20	3	4999	1180	JOHN H HARLAND CO	CENTRALIA	Cleanup Started	5	7/22/2003	Leaking Underground Storage Tanks
Lewis	20	3	6502	67518592	MAYFIELD 76	SILVER CREEK	Cleanup Started	5	7/27/2007	Leaking Underground Storage Tanks
Lewis	20	3	2293	1169	TRAILER VILLAGE	CENTRALIA	Construction Complete-Performance Monitoring	2	2/25/1992	Dry Cleaners
Lewis	20	3	2001	17473	HAMILTON LABREE RD PCE	CHEHALIS	Tracked by EPA	0	7/23/1998	Other
Lewis	20	3	2409	1157	ROSS ELECTRIC OF WA COAL CREEK	CHEHALIS	Tracked by EPA	0	10/1/1985	Misc Industrial & Commercial Activities
Lincoln	13	5	1267	622	PUREGRO WILBUR	WILBUR	Awaiting Cleanup	5	8/27/1991	Agricultural & Forestry Operations

Hazardous Sites List (HSL) Information

County	Leg. District	Congress. District	CSID	FSID	Cleanup Site Name	City	Site Status	RANK	Date Added to HSL	Site Description / Source of Contamination / Category
Lincoln	13	5	5451	8112045	Reardan Gas Station	REARDAN	Awaiting Cleanup	4	2/6/2008	Leaking Underground Storage Tanks
Lincoln	13	5	1208	625	VAUGHN DISTRIBUTING	WILBUR	Awaiting Cleanup	5	8/4/2008	Leaking Underground Storage Tanks
Lincoln	13	5	3991	4345215	Crop Production Services Davenport	DAVENPORT	Cleanup Started	3	2/6/2008	Pesticide Handling
Lincoln	13	5	4745	61231494	Crop Production Services Inc Almira	ALMIRA	Cleanup Started	5	8/17/2004	Pesticide Handling
Lincoln	13	5	555	72286338	FUDS FAIRCHILD ATLAS S8	DAVENPORT	Cleanup Started	5	12/1/2003	Vehicle & Equipment Maintenance
Lincoln	13	5	4803	32966245	WESTERN FARM SERVICE INC REARDAN RR	REARDAN	Cleanup Started	3	2/6/2008	Pesticide Handling
Lincoln	13	5	1949	7096	South Wilbur Petroleum Site	WILBUR	Construction Complete-Performance Monitoring	1	8/17/1999	Leaking Underground Storage Tanks, Vehicle & Equipment Maintenance
Mason	35	6	2914	189457	GREEN DIAMOND RESOURCE CO SHELTON GUN &	NULL	Awaiting Cleanup	1	8/8/2013	Military Facilities; Munitions Related
Mason	35	6	4312	9111935	HIGHWAY 3 AUTO WRECKING	SHELTON	Awaiting Cleanup	1	1/3/2014	Salvage Yards
Mason	35	6	589	7638537	MASON COUNTY SALVAGE YARD	SHELTON	Awaiting Cleanup	3	2/26/2008	Salvage Yards
Mason	35	10	1581	4867529	SHELTON YACHT CLUB	SHELTON	Awaiting Cleanup	1	6/10/2013	Marine Services
Mason	35	10	2660	1190	SPIKES HYDRAULIC	SHELTON	Awaiting Cleanup	3	8/22/1995	Vehicle & Equipment Maintenance
Mason	35	6	1098	9440483	WA STATE CORRECTIONS CTR TRANSFORMER	SHELTON	Awaiting Cleanup	5	1/1/2016	Manufactured Gas; Power Generation
Mason	35	6	10818	85445218	BEN'S DELI MART	ALLYN	Cleanup Started	2	5/27/2014	Leaking Underground Storage Tanks
Mason	35	10	8382	23694851	BURLINGTON NORTHERN RR	SHELTON	Cleanup Started	1	6/11/2013	Leaking Underground Storage Tanks
Mason	35	6	9818	58776612	DAYTON GROCERY	SHELTON	Cleanup Started	2	3/11/2014	Leaking Underground Storage Tanks
Mason	35	6	6309	56848587	FAIR HARBOR MARINE & RESORT	GRAPEVIEW	Cleanup Started	2	4/1/2014	Misc Industrial & Commercial Activities
Mason	35	10	2537	1185	GOOSE LAKE	SHELTON	Cleanup Started	2	2/9/1998	Wood Treatment
Mason	35	6	6861	92248581	GRAPEVIEW COUNTRY STORE	GRAPEVIEW	Cleanup Started	3	8/13/2007	Leaking Underground Storage Tanks
Mason	35	6	5976	37514682	HOOD CANAL MARINA CORP	UNION	Cleanup Started	2	4/3/2015	Leaking Underground Storage Tanks
Mason	35	6	8633	29739935	MATLOCK GENERAL STORE	MATLOCK	Cleanup Started	2	6/10/2013	Leaking Underground Storage Tanks
Mason	35	6	10775	85121733	PARK PLACE ON HOOD CANAL	BELFAIR	Cleanup Started	3	9/16/2015	Leaking Underground Storage Tanks
Mason	35	6	5434	7407509	RK CUSTOM	SHELTON	Cleanup Started	1	9/25/2014	Leaking Underground Storage Tanks, Spills

Hazardous Sites List (HSL) Information

County	Leg. District	Congress. District	CSID	FSID	Cleanup Site Name	City	Site Status	RANK	Date Added to HSL	Site Description / Source of Contamination / Category
Mason	35	6	2295	1186	SHELTON C STREET LANDFILL	SHELTON	Cleanup Started	3	6/6/2014	Landfills and Hazardous Waste Facilities
Mason	35	10	4679	65663568	SHELTON LAUNDRY & CLEANERS	SHELTON	Cleanup Started	2	12/31/2005	Dry Cleaners
Mason	35	6	2411	1187	SHELTON PORT OF ALL STAR AERO	SHELTON	Cleanup Started	4	3/12/1991	Metal Works
Mason	35	6	10015	64531846	STANS AUTOMOTIVE ALLYN TEXACO	ALLYN	Cleanup Started	2	4/3/2015	Leaking Underground Storage Tanks
Mason	35	6	9952	63189543	Texaco Service Station aka BOB'S AUTO REPAIR & TOWING	HOODSPORT	Cleanup Started	3	11/24/2014	Leaking Underground Storage Tanks
Okanogan	7	4	2168	7414013	Alice Mine	NIGHTHAWK	Awaiting Cleanup	2	2/2/2009	Mining & Drilling
Okanogan	7	4	839	3523589	Black Bear Mine	LOOMIS	Awaiting Cleanup	4	8/12/2009	Mining & Drilling
Okanogan	7	4	771	622966	Copper World Extension Mine	LOOMIS	Awaiting Cleanup	3	2/2/2009	Mining & Drilling
Okanogan	7	4	2181	5284346	Four Metals Mine	NIGHTHAWK	Awaiting Cleanup	3	2/2/2009	Mining & Drilling
Okanogan	7	4	1972	7444531	Golden Zone Mine	NIGHTHAWK	Awaiting Cleanup	4	3/12/2012	Mining & Drilling
Okanogan	7	4	11805	1804	Kenneth Sasse Property	Tonasket	Awaiting Cleanup	1	9/11/2012	Metal Works
Okanogan	7	4	4354	422	Molson Dump	MOLSON	Awaiting Cleanup	5	3/12/1991	Landfills and Hazardous Waste Facilities
Okanogan	7	4	1670	67329718	Montanye Property	TONASKET	Awaiting Cleanup	4	1/24/2003	Agricultural & Forestry Operations
Okanogan	7	4	1481	9161567	Pilot Hill Mine	CHESAW	Awaiting Cleanup	2	2/28/2012	Mining & Drilling
Okanogan	7	4	2390	7470699	Richard Reed Property	OROVILLE	Awaiting Cleanup	5	6/24/2003	Vehicle & Equipment Maintenance
Okanogan	7	4	488	3405693	Ruby Mine	NIGHTHAWK	Awaiting Cleanup	2	2/2/2009	Mining & Drilling
Okanogan	7	4	405	5672082	Sheridan Mine	WAUCONDA	Awaiting Cleanup	4	1/10/2012	Mining & Drilling
Okanogan	7	4	4171	2210257	Spokane Mine	OROVILLE	Awaiting Cleanup	4	1/30/2012	Mining & Drilling
Okanogan	7	4	3661	420	Tonasket Post & Rail	TONASKET	Awaiting Cleanup	5	8/28/1990	Wood Treatment
Okanogan	7	4	2154	1856824	Triune Mine	OROVILLE	Awaiting Cleanup	1	11/4/2010	Mining & Drilling
Okanogan	7	4	3033	101	Silver Mountain Mine	LOOMIS	Cleanup Complete-Active O&M/Monitoring	0	2/22/1995	Mining & Drilling
Okanogan	7	4	4913	436	Coca Cola Distribution Co	OMAK	Cleanup Started	2	3/8/1994	Leaking Underground Storage Tanks
Okanogan	7	4	6272	54988827	Conconully General Store	CONCONULLY	Cleanup Started	5	2/2/2006	Leaking Underground Storage Tanks
Okanogan	7	4	6258	54563171	DALES TEXACO OROVILLE	OROVILLE	Cleanup Started	3	9/27/2006	Leaking Underground Storage Tanks
Okanogan	7	4	5684	21391393	Omak Gull 611	OMAK	Cleanup Started	2	8/28/2001	Leaking Underground Storage Tanks
Okanogan	7	4	7017	423	Quick Mart Eisen Chevron	OROVILLE	Cleanup Started	2	8/27/1991	Leaking Underground Storage Tanks
Okanogan	7	4	3395	416	US DOI BLM Kaaba Texas Mine	NIGHTHAWK	Construction Complete-Performance Monitoring	1	8/27/1991	Mining & Drilling
Okanogan	12	4	2092	1163525	Antimony Queen Mine	CARLTON	Awaiting Cleanup	1	11/4/2010	Mining & Drilling

Hazardous Sites List (HSL) Information

County	Leg. District	Congress. District	CSID	FSID	Cleanup Site Name	City	Site Status	RANK	Date Added to HSL	Site Description / Source of Contamination / Category
Okanogan	12	4	3751	421	Brett Pit	COULEE DAM	Awaiting Cleanup	2	8/28/1990	Landfills and Hazardous Waste Facilities
Okanogan	12	4	3986	4244872	Brook Mine	OMAK	Awaiting Cleanup	2	7/30/2008	Mining & Drilling
Okanogan	12	4	3004	8506296	Kings Pacific Pride	TWISP	Awaiting Cleanup	3	7/30/2004	Bulk Fuel Storage and Handling
Okanogan	12	4	1096	7873712	Leonard Judd Property	OKANOGAN	Awaiting Cleanup	5	7/19/2004	Spills
Okanogan	12	4	4357	440	Lloyds Logging Exc Soil	TWISP	Awaiting Cleanup	5	8/20/1996	Landfills and Hazardous Waste Facilities
Okanogan	12	4	11392	5409	Taplett Farms	Omak	Awaiting Cleanup	4	11/4/2010	Agricultural & Forestry Operations
Okanogan	12	4	3345	8523225	Virginia Houser Property	OKANOGAN	Awaiting Cleanup	5	11/14/2003	Salvage Yards
Okanogan	12	4	4720	412	Alder Mill	TWISP	Cleanup Started	1	3/9/1993	Mining & Drilling
Okanogan	12	4	4914	439	Lloyd Logging Equipment Yard	TWISP	Cleanup Started	5	3/8/1994	Leaking Underground Storage Tanks
Okanogan	12	4	4356	426	Minnie Mine	CARLTON	Cleanup Started	2	3/12/1991	Mining & Drilling
Okanogan	12	4	4473	55648558	Red Shirt Mill	TWISP	Cleanup Started	1	8/28/2001	Mining & Drilling
Pacific	19	3	4644	6728892	LAIRD PROPERTY	RAYMOND	Awaiting Cleanup	5	2/4/2010	Landfills and Hazardous Waste Facilities
Pacific	19	3	366	9612322	LITSCHKE PROPERTY	CHINOOK	Awaiting Cleanup	1	3/18/2014	Other
Pacific	19	3	2661	1197	PART TIME AUTO WRECKING	ILWACO	Awaiting Cleanup	4	1/29/2003	Salvage Yards
Pacific	19	3	2947	31518862	TETZ OIL SOUTH BEND	SOUTH BEND	Awaiting Cleanup	5	8/7/1998	Bulk Fuel Storage and Handling
Pacific	19	3	3155	97796553	WA DOT Parcel 4 02221	SOUTH BEND	Awaiting Cleanup	5	8/7/1998	Bulk Fuel Storage and Handling
Pacific	19	3	3442	78567384	WA DOT Parcel 4 02258	RAYMOND	Awaiting Cleanup	5	8/4/1998	Bulk Fuel Storage and Handling
Pacific	19	3	5416	6735391	Andys Salmon Charters	ILWACO	Cleanup Started	4	1/23/2008	Leaking Underground Storage Tanks
Pacific	19	3	9713	55696789	BAY CENTER MARKET	BAY CENTER	Cleanup Started	2	7/24/2014	Leaking Underground Storage Tanks
Pacific	19	3	7468	2258757	BP LONG BEACH	LONG BEACH	Cleanup Started	1	12/9/2013	Leaking Underground Storage Tanks
Pacific	19	3	11337	98889828	CHINOOK COUNTRY STORE	CHINOOK	Cleanup Started	3	11/25/2013	Leaking Underground Storage Tanks
Pacific	19	3	9642	54475573	GUELFY'S WEST	OCEAN PARK	Cleanup Started	2	7/24/2014	Leaking Underground Storage Tanks
Pacific	19	3	5962	36791325	ILWACO PORT LYLES CANNERY	ILWACO	Cleanup Started	5	2/9/2007	Leaking Underground Storage Tanks
Pacific	19	3	9132	42525187	NORTH RIVER SCH DIST BROOKLYN	COSMOPOLIS	Cleanup Started	5	7/16/2014	Leaking Underground Storage Tanks
Pacific	19	3	5306	3063964	OYSTERVILLE STORE	OYSTERVILLE	Cleanup Started	4	8/5/2008	Leaking Underground Storage Tanks
Pacific	19	3	8738	33217469	PACIFIC CO PUBLIC WORKS - LONG BEACH CO SHOP	LONG BEACH	Cleanup Started	3	1/1/2016	Leaking Underground Storage Tanks
Pacific	19	3	8396	23857362	PACIFIC CO PUBLIC WORKS - RAYMOND CO SHOP	RAYMOND	Cleanup Started	2	3/31/2015	Leaking Underground Storage Tanks
Pacific	19	3	10881	86863297	PACIFIC COUNTY PUD 2 ILWACO	ILWACO	Cleanup Started	3	4/1/2014	Leaking Underground Storage Tanks

Hazardous Sites List (HSL) Information

County	Leg. District	Congress. District	CSID	FSID	Cleanup Site Name	City	Site Status	RANK	Date Added to HSL	Site Description / Source of Contamination / Category
Pacific	19	3	10592	81213911	PENINSULA SANITATION SERVICE INC	LONG BEACH	Cleanup Started	3	2/10/2015	Leaking Underground Storage Tanks
Pacific	19	3	11309	98441925	TIME OIL 01-389	SOUTH BEND	Cleanup Started	3	1/1/2016	Leaking Underground Storage Tanks
Pacific	19	3	3619	84721374	TOSCO BULK PLANT 0296	ILWACO	Cleanup Started	5	2/12/2007	Bulk Fuel Storage and Handling
Pacific	19	3	3083	25108	TURNER & SON INC	RAYMOND	Cleanup Started	3	8/18/2000	Bulk Fuel Storage and Handling
Pacific	19	3	7708	6559735	WA STATE DEPT OF FISHERIES	SOUTH BEND	Cleanup Started	3	11/25/2013	Leaking Underground Storage Tanks
Pend Oreille	7	5	4955	626	CUSICK SCHOOL DISTRICT	CUSICK	Cleanup Started	3	8/27/1991	Leaking Underground Storage Tanks
Pend Oreille	7	5	6642	76475815	USK GENERAL STORE	USK	Construction Complete-Performance Monitoring	4	2/17/2010	Leaking Underground Storage Tanks
Pierce	2	8	3607	26218937	ELBE MALL	ELBE	Awaiting Cleanup	5	7/26/2000	Bulk Fuel Storage and Handling
Pierce	2	10	4338	1314	LEWIS AUTO WRECKING	PUYALLUP	Awaiting Cleanup	1	2/21/1995	Salvage Yards
Pierce	2	8	180	6929	PHILLIPS RESIDENTIAL PROPERTY GRAHAM LEAD MELTING	GRAHAM	Awaiting Cleanup	1	10/24/2011	Smelters & Foundries
Pierce	2	8	4595	1275	PUGET POWER ELECTRON POWER	ORTING	Awaiting Cleanup	2	8/27/1991	Manufactured Gas; Power Generation
Pierce	2	8	3649	1272	HIDDEN VALLEY LANDFILL THUN FLD	PUYALLUP	Cleanup Complete-Active O&M/Monitoring	0	9/10/1990	Landfills and Hazardous Waste Facilities
Pierce	2	8	2399	15676562	7614 340TH ST E DRUG LAB	EATONVILLE	Cleanup Started	2	2/26/2002	Landfills and Hazardous Waste Facilities
Pierce	2	8	4271	36651329	ASSOCIATED PETROLEUM PRO EATONVILLE	EATONVILLE	Cleanup Started	2	1/4/2001	Bulk Fuel Storage and Handling
Pierce	2	10	3557	1301	FREDERICKSON INDUSTRIAL PARK	PUYALLUP	Cleanup Started	1	9/10/1990	Military Facilities; Munitions Related
Pierce	2	8	11444	20314	Hamilton Centerpoint	Eatonville	Cleanup Started	2	8/1/2013	Leaking Underground Storage Tanks
Pierce	2	10	3359	6532302	PIONEER VALLEY ELEMENTARY SCHOOL	SPANAWAY	Cleanup Started	5	2/2/2006	Leaking Underground Storage Tanks
Pierce	25	10	528	95563821	8124 VALLEY AVENUE EAST	PUYALLUP	Awaiting Cleanup	2	1/21/1998	Leaking Underground Storage Tanks
Pierce	25	10	8784	34147781	BOB'S TEXACO	TACOMA	Awaiting Cleanup	2	8/16/2011	Leaking Underground Storage Tanks
Pierce	25	10	3485	44993787	CHOI PROPERTY	PUYALLUP	Awaiting Cleanup	3	1/21/1998	Smelters & Foundries
Pierce	25	10	4001	2220894	JOHNSONS JEWELRY & GIFTS	PUYALLUP	Awaiting Cleanup	5	7/1/2005	Leaking Underground Storage Tanks
Pierce	25	10	3826	1281	OCCIDENTAL CHEMICAL DAUPHIN	TACOMA	Awaiting Cleanup	3	8/2/1999	Landfills and Hazardous Waste Facilities
Pierce	25	10	2444	29954513	RIVER ROAD LANDSCAPING	PUYALLUP	Awaiting Cleanup	1	12/2/1997	Agricultural & Forestry Operations
Pierce	25	10	4705	42252532	Veneer Chip Transport	TACOMA	Awaiting Cleanup	4	7/26/2000	Vehicle & Equipment Maintenance

Hazardous Sites List (HSL) Information

County	Leg. District	Congress. District	CSID	FSID	Cleanup Site Name	City	Site Status	RANK	Date Added to HSL	Site Description / Source of Contamination / Category
Pierce	25	10	3654	1315	ERS Trucking Tacoma	TACOMA	Cleanup Started	2	2/21/1995	Vehicle & Equipment Maintenance
Pierce	25	10	6234	53271341	EZ MINI MART	PUYALLUP	Cleanup Started	3	2/26/2002	Leaking Underground Storage Tanks
Pierce	25	10	3420	1342017	GLASSMAN PROPERTY	PUYALLUP	Cleanup Started	1	7/26/2004	Landfills and Hazardous Waste Facilities
Pierce	25	10	5008	1313	PSE Puyallup SVC	PUYALLUP	Cleanup Started	2	8/22/1995	Leaking Underground Storage Tanks, Vehicle & Equipment Maintenance
Pierce	25	10	4502	8942055	STOHL PROPERTY	PUYALLUP	Cleanup Started	1	7/26/2004	Landfills and Hazardous Waste Facilities
Pierce	25	10	10414	75634755	U-HAUL FACILITY 702-56	TACOMA	Cleanup Started	3	2/8/2012	Leaking Underground Storage Tanks
Pierce	25	10	3194	28881	UNION PACIFIC RR FIFE	FIFE	Cleanup Started	5	2/17/1998	Bulk Fuel Storage and Handling
Pierce	26	6	1628	5074108	FARLEY PROPERTY	GIG HARBOR	Awaiting Cleanup	4	2/7/2008	Leaking Underground Storage Tanks
Pierce	26	6	2592	4556251	HOGHAUG BETTER LATE THAN NEVER HAULING	GIG HARBOR	Awaiting Cleanup	2	2/12/2007	Salvage Yards
Pierce	26	6	11801	7005	NICHOLS COMMUNITY CENTER	FOX ISLAND	Awaiting Cleanup	5	1/22/2013	Spills
Pierce	26	6	11741	20826	Nikolich Property	GIG HARBOR	Awaiting Cleanup	1	9/18/2012	Marine Services
Pierce	26	6	2095	2772567	PENINSULA LIGHT TRANSFORMER RAY NASH DR	GIG HARBOR	Awaiting Cleanup	3	5/28/2008	Manufactured Gas; Power Generation
Pierce	26	6	8034	14374627	Arietta Foods	GIG HARBOR	Cleanup Started	2	8/16/2011	Leaking Underground Storage Tanks
Pierce	26	6	5006	1308	CONANS FUEL SERVICE	GIG HARBOR	Cleanup Started	4	8/20/1996	Leaking Underground Storage Tanks
Pierce	26	6	5016	1342	GIG HARBOR SERVICE INC	GIG HARBOR	Cleanup Started	1	3/9/1993	Leaking Underground Storage Tanks
Pierce	26	6	3115	2566095	GIG HARBOR SPORTSMAN CLUB	GIG HARBOR	Cleanup Started	1	12/9/2009	Military Facilities; Munitions Related
Pierce	26	6	4434	6638789	HORSESHOE LAKE WRECKING YARD	GIG HARBOR	Cleanup Started	1	1/10/2005	Salvage Yards
Pierce	26	6	6761	84811951	LONGBRANCH MERCANTILE	LONGBRANCH	Cleanup Started	2	12/31/2008	Leaking Underground Storage Tanks
Pierce	26	6	9469	49933911	PURDY TEXACO AND GAS	GIG HARBOR	Cleanup Started	1	10/21/2013	Leaking Underground Storage Tanks
Pierce	26	6	3103	41565617	SPADONI BROS INC GIG HARBOR	GIG HARBOR	Cleanup Started	3	2/6/2009	Other
Pierce	27	6	1280	7515	ALGEO RESIDENTIAL PROPERTY	RUSTON	Awaiting Cleanup	4	2/9/2011	Spills
Pierce	27	9	2124	66987611	APM TERMINALS PACIFIC LTD	TACOMA	Awaiting Cleanup	5	1/24/2003	Vehicle & Equipment Maintenance
Pierce	27	9	4081	94957214	BNRR TACOMA YARD PARCEL 2073230010	TACOMA	Awaiting Cleanup	3	10/16/1998	Bulk Fuel Storage and Handling
Pierce	27	9	458	3466912	BNRR TACOMA YARD PARCEL 4715023590	TACOMA	Awaiting Cleanup	3	2/2/1999	Bulk Fuel Storage and Handling

Hazardous Sites List (HSL) Information

County	Leg. District	Congress. District	CSID	FSID	Cleanup Site Name	City	Site Status	RANK	Date Added to HSL	Site Description / Source of Contamination / Category
Pierce	27	6	51	969	BNSF S HOOD ST RENTAL PROPERTY	TACOMA	Awaiting Cleanup	4	2/9/2011	Bulk Fuel Storage and Handling
Pierce	27	9	1634	7981609	BNSF TACOMA FUELING FACILITY	TACOMA	Awaiting Cleanup	5	8/10/2007	Bulk Fuel Storage and Handling
Pierce	27	6	2809	6313940	BOWMAN RESIDENTIAL PROPERTY	TACOMA	Awaiting Cleanup	5	2/11/2008	Leaking Underground Storage Tanks
Pierce	27	9	604	37982391	Clean Care Corp	TACOMA	Awaiting Cleanup	3	2/26/2002	Landfills and Hazardous Waste Facilities
Pierce	27	9	3407	1235	COSKI INDUSTRIAL DUMP	TACOMA	Awaiting Cleanup	4	8/27/1991	Landfills and Hazardous Waste Facilities
Pierce	27	9	3819	3860548	CROWS NEST MARINA	TACOMA	Awaiting Cleanup	1	8/16/2011	Marine Services
Pierce	27	9	363	9541966	METRO DASH POINT PARK	TACOMA	Awaiting Cleanup	3	2/9/2011	Manufactured Gas; Power Generation
Pierce	27	6	544	1350	MONITOR COMPANY	TACOMA	Awaiting Cleanup	2	7/28/2005	Smelters & Foundries
Pierce	27	6	3827	1288	NATIONAL OIL DUMP	TACOMA	Awaiting Cleanup	3	8/27/1991	Landfills and Hazardous Waste Facilities
Pierce	27	10	4620	69871828	NEWMAN RECYCLING	TACOMA	Awaiting Cleanup	4	7/26/2000	Salvage Yards
Pierce	27	10	11501	10007	PAYLESS SHOES	TACOMA	Awaiting Cleanup	3	8/1/2013	Other
Pierce	27	6	4448	42385149	PUGNETTI PARK	TACOMA	Awaiting Cleanup	2	8/21/2001	Leaking Underground Storage Tanks
Pierce	27	9	2145	1806706	PUMP STN 4103 ROW 2222 MARINE VIEW DR	TACOMA	Awaiting Cleanup	5	2/9/2011	Other
Pierce	27	6	1557	9373416	RILEY PARKING LOT	TACOMA	Awaiting Cleanup	5	1/20/2010	Leaking Underground Storage Tanks
Pierce	27	9	3252	1228	SEATTLE TRANSFER	TACOMA	Awaiting Cleanup	3	2/21/1995	Leaking Underground Storage Tanks
Pierce	27	9	3600	8785404	SOUTH SOUND RADIATOR	TACOMA	Awaiting Cleanup	2	1/31/2008	Vehicle & Equipment Maintenance
Pierce	27	6	1179	91945823	Stadium High School	TACOMA	Awaiting Cleanup	5	7/27/2007	Leaking Underground Storage Tanks
Pierce	27	6	4023	8168704	TACOMA CITY CONVENTION CTR GARAGE	TACOMA	Awaiting Cleanup	5	7/27/2007	Other
Pierce	27	9	4220	79844675	TACOMA PORT SLIP 5	TACOMA	Awaiting Cleanup	2	12/12/2007	Bulk Fuel Storage and Handling
Pierce	27	9	11416	63316697	Truck Rail Handling Inc	TACOMA	Awaiting Cleanup	4	1/28/2013	Chemical & Paint Manuf. & Distribution
Pierce	27	6	3259	1292	UNION PACIFIC RR TUNNEL	TACOMA	Awaiting Cleanup	2	8/27/1991	Other
Pierce	27	6	4741	99997000	USPS DOWNTOWN TACOMA PARKING LOT	TACOMA	Awaiting Cleanup	5	2/9/2011	Leaking Underground Storage Tanks
Pierce	27	6	3332	4553045	WASHINGTON STATE HISTORY MUSEUM	TACOMA	Awaiting Cleanup	4	1/20/2010	Leaking Underground Storage Tanks
Pierce	27	9	4435	6766480	WOOD CHIP STORAGE YARD	TACOMA	Awaiting Cleanup	1	8/11/2010	Wood Treatment
Pierce	27	9	12490	82621489	EMERALD SERVICES INC ALEXANDER AVE	TACOMA	Cleanup Complete-Active O&M/Monitoring	3	11/18/2014	Landfills and Hazardous Waste Facilities

Hazardous Sites List (HSL) Information

County	Leg. District	Congress. District	CSID	FSID	Cleanup Site Name	City	Site Status	RANK	Date Added to HSL	Site Description / Source of Contamination / Category
Pierce	27	9	3643	1222	McFarland Cascade Pole & Lumber Co	TACOMA	Cleanup Complete-Active O&M/Monitoring	1	9/10/1990	Wood Treatment
Pierce	27	9	3671	1213	1913 MARINE VIEW DR	TACOMA	Cleanup Started	2	3/12/1991	Landfills and Hazardous Waste Facilities
Pierce	27	9	3801	30005	1920 PORT OF TACOMA ROAD TACOMA	TACOMA	Cleanup Started	5	1/4/2001	Bulk Fuel Storage and Handling
Pierce	27	6	1763	16358	25TH & HOLGATE S TACOMA	TACOMA	Cleanup Started	3	7/16/1998	Leaking Underground Storage Tanks
Pierce	27	6	3208	362821	28th ST CITY OF TACOMA PROPERTY	TACOMA	Cleanup Started	5	12/9/2009	Leaking Underground Storage Tanks
Pierce	27	6	10591	81194984	7-10 GROCERY	TACOMA	Cleanup Started	2	1/12/2012	Leaking Underground Storage Tanks
Pierce	27	9	3673	1231	Airo Services Inc	TACOMA	Cleanup Started	3	2/20/1996	Landfills and Hazardous Waste Facilities
Pierce	27	6	3257	1277	ALADDIN PLATING CO INC	TACOMA	Cleanup Started	2	8/22/1995	Metal Works
Pierce	27	9	743	1377	Alexander Avenue Petroleum Tank Facilities	TACOMA	Cleanup Started	3	12/31/1996	Bulk Fuel Storage and Handling
Pierce	27	6	5004	1284	ARCO 4230	TACOMA	Cleanup Started	2	2/25/1992	Leaking Underground Storage Tanks
Pierce	27	9	3405	1220	ARKEMA INC	TACOMA	Cleanup Started	1	9/10/1990	Chemical & Paint Manuf. & Distribution
Pierce	27	6	538	216	ASARCO OFFSHORE	TACOMA	Cleanup Started	0	2/22/1995	Smelters & Foundries
Pierce	27	6	712	215	ASARCO SMELTER	TACOMA	Cleanup Started	0	2/22/1995	NULL
Pierce	27	6	3657	89267963	Asarco Tacoma Smelter Site	NULL	Cleanup Started	0	8/31/2009	Smelters & Foundries
Pierce	27	9	6974	97814788	AUTO WAREHOUSING CO TACOMA	TACOMA	Cleanup Started	3	2/6/2008	Leaking Underground Storage Tanks
Pierce	27	6	2472	24623	BNRR MCCARVER PROJECT	TACOMA	Cleanup Started	5	8/19/1997	Bulk Fuel Storage and Handling
Pierce	27	9	4323	81267111	BNRR TACOMA YARD PARCEL 2071260010	TACOMA	Cleanup Started	3	12/31/1998	Bulk Fuel Storage and Handling
Pierce	27	9	579	91663719	BNRR TACOMA YARD PARCEL 8950001720	TACOMA	Cleanup Started	5	2/16/1999	Bulk Fuel Storage and Handling
Pierce	27	9	3554	1267	BNRR TACOMA YARD PARCEL 8950001730	TACOMA	Cleanup Started	3	2/17/1998	Bulk Fuel Storage and Handling
Pierce	27	6	5318	3427832	Bruce Titus Chevrolet	TACOMA	Cleanup Started	5	1/29/2010	Leaking Underground Storage Tanks
Pierce	27	9	3406	1233	Burlington Environmental LLC Tacoma	TACOMA	Cleanup Started	2	2/18/1997	Landfills and Hazardous Waste Facilities
Pierce	27	6	1126	33468224	CAMAS PROPERTY	TACOMA	Cleanup Started	2	1/14/2004	Bulk Fuel Storage and Handling
Pierce	27	9	3254	1242	CASCADE POLE MCF SITCUM	TACOMA	Cleanup Started	4	9/10/1990	Wood Treatment
Pierce	27	9	3762	1234	CHEVRON BULK PLANT USA 1348	TACOMA	Cleanup Started	1	9/10/1990	Bulk Fuel Storage and Handling
Pierce	27	9	3032	42	COMMENCEMENT BAY NEARSHORE TIDEFLATS	TACOMA	Cleanup Started	0	1/31/1989	Landfills and Hazardous Waste Facilities, Marine Services

Hazardous Sites List (HSL) Information

County	Leg. District	Congress. District	CSID	FSID	Cleanup Site Name	City	Site Status	RANK	Date Added to HSL	Site Description / Source of Contamination / Category
Pierce	27	6	5383	5937369	COMMERCIAL LORY UNIFORM RENT	TACOMA	Cleanup Started	3	8/21/2001	Dry Cleaners, Leaking Underground Storage Tanks
Pierce	27	9	4330	1246	Glenn Springs Holdings Inc	TACOMA	Cleanup Started	0	9/7/1993	Chemical & Paint Manuf. & Distribution
Pierce	27	9	6095	44479366	GP GYPSUM CORP TACOMA PLANT	TACOMA	Cleanup Started	5	7/15/2004	Leaking Underground Storage Tanks
Pierce	27	9	4373	81528198	HYLEBOS WOOD DEBRIS SITE SEDIMENTS	TACOMA	Cleanup Started	0	1/28/1998	Marine Services
Pierce	27	9	5316	3291385	INDUSTRIAL TIRE SERVICE ITS	TACOMA	Cleanup Started	2	6/9/2014	Vehicle & Equipment Maintenance
Pierce	27	9	9393	47969128	J L DARLING CORPORATION	TACOMA	Cleanup Started	3	2/12/2014	Leaking Underground Storage Tanks
Pierce	27	6	8286	21526633	LABOR READY	TACOMA	Cleanup Started	5	7/31/2013	Leaking Underground Storage Tanks
Pierce	27	9	3074	1208	LINCOLN AVENUE DITCH	TACOMA	Cleanup Started	3	3/12/1991	Other
Pierce	27	10	6387	62115212	MARKET PLACE TEXACO	TACOMA	Cleanup Started	3	2/26/2002	Leaking Underground Storage Tanks
Pierce	27	6	2103	2968803	MARTIN RESIDENCE	TACOMA	Cleanup Started	3	12/12/2007	Leaking Underground Storage Tanks
Pierce	27	6	1107	7912006	McMacken Property Sound Transit Tacoma	TACOMA	Cleanup Started	2	1/18/2009	Vehicle & Equipment Maintenance
Pierce	27	6	386	18489568	Morrells Dry Cleaners	TACOMA	Cleanup Started	5	1/29/2010	Dry Cleaners
Pierce	27	6	5032	1381	OLD PIERCE COUNTY COURT HOUSE	TACOMA	Cleanup Started	5	8/19/1997	Leaking Underground Storage Tanks
Pierce	27	9	2458	23544	OLYMPIC CHEMICAL CORP	TACOMA	Cleanup Started	1	1/14/2009	Bulk Fuel Storage and Handling
Pierce	27	9	4329	1239	Pacific Functional Fluids LLC Tacoma	TACOMA	Cleanup Started	1	12/31/1996	Bulk Fuel Storage and Handling
Pierce	27	6	6561	72222742	PAX ASSOCIATES	TACOMA	Cleanup Started	5	7/27/2007	Leaking Underground Storage Tanks
Pierce	27	9	3255	1245	Petroleum Reclaiming Service Inc	TACOMA	Cleanup Started	2	3/12/1991	Landfills and Hazardous Waste Facilities
Pierce	27	9	6875	92961499	PUGET SOUND TRUCK LINES INC TAC	TACOMA	Cleanup Started	5	1/27/2006	Leaking Underground Storage Tanks
Pierce	27	6	8117	15977599	QUICKWAY GROCERY	TACOMA	Cleanup Started	3	6/29/2012	Leaking Underground Storage Tanks
Pierce	27	9	3760	1221	RHONE POULENC BASIC CHEMICAL	TACOMA	Cleanup Started	3	8/27/1991	Chemical & Paint Manuf. & Distribution, Heating Oil Tank
Pierce	27	6	621	219	RUSTON N TACOMA	TACOMA	Cleanup Started	0	2/22/1995	Smelters & Foundries
Pierce	27	6	4642	6639255	SEVENCOM	TACOMA	Cleanup Started	5	7/16/2008	Leaking Underground Storage Tanks
Pierce	27	9	3256	1259	Shore Terminal Nustar Energy LP	Tacoma	Cleanup Started	0	9/7/1993	Bulk Fuel Storage and Handling
Pierce	27	9	4529	17167958	SMURFIT STONE CONTAINER CORP	TACOMA	Cleanup Started	5	7/27/2007	Leaking Underground Storage Tanks
Pierce	27	6	11443	22019	Sodo Builders	Tacoma	Cleanup Started	2	8/4/2014	Leaking Underground Storage Tanks
Pierce	27	9	3131	6429953	SOUND MILL INC	TACOMA	Cleanup Started	3	1/20/2010	Landfills and Hazardous Waste Facilities

Hazardous Sites List (HSL) Information

County	Leg. District	Congress. District	CSID	FSID	Cleanup Site Name	City	Site Status	RANK	Date Added to HSL	Site Description / Source of Contamination / Category
Pierce	27	6	6609	74455879	SOUND TRANSIT DEPOT PARTNERSHIP PROPERTY	TACOMA	Cleanup Started	2	8/11/2010	Leaking Underground Storage Tanks
Pierce	27	9	401	3782573	STONE PROPERTY TRANSIT SITE	TACOMA	Cleanup Started	3	1/20/2010	Bulk Fuel Storage and Handling
Pierce	27	9	9894	61656248	SUNNEN CRANE SERVICE	TACOMA	Cleanup Started	3	1/12/2012	Leaking Underground Storage Tanks
Pierce	27	9	2096	2776343	SUPERLON PLASTICS CO INC	TACOMA	Cleanup Started	1	1/20/2010	Chemical & Paint Manuf. & Distribution, Pesticide Handling
Pierce	27	9	9315	46295623	SUPERVALU NORTHWEST REGION	TACOMA	Cleanup Started	3	11/8/2013	Leaking Underground Storage Tanks
Pierce	27	9	6868	92562654	TACOMA CENTRAL NO 1	TACOMA	Cleanup Started	3	7/27/2007	Leaking Underground Storage Tanks
Pierce	27	6	7940	12454784	TACOMA CITY OF 1501 DOCK ST	TACOMA	Cleanup Started	3	2/12/2014	Leaking Underground Storage Tanks
Pierce	27	6	9425	48925796	TACOMA CITY OF FIRE DEPT STATION 1	TACOMA	Cleanup Started	3	1/3/2014	Leaking Underground Storage Tanks
Pierce	27	6	3675	1249	TACOMA COAL GASIFICATION	TACOMA	Cleanup Started	0	9/7/1993	Manufactured Gas; Power Generation
Pierce	27	9	3910	1257	TACOMA METALS SITE	TACOMA	Cleanup Started	2	8/25/1992	Salvage Yards
Pierce	27	9	2395	9762715	Tacoma Port Earley Business Center	TACOMA	Cleanup Started	5	8/21/2001	Leaking Underground Storage Tanks, Marine Services, Misc Industrial & Commercial Activities
Pierce	27	9	2215	38	TACOMA PORT OF - Kaiser	TACOMA	Cleanup Started	4	9/10/1990	Smelters & Foundries
Pierce	27	9	4692	1403183	TAYLOR WAY & ALEXANDER AVE FILL AREA	TACOMA	Cleanup Started	3	5/4/2007	Landfills and Hazardous Waste Facilities
Pierce	27	6	7531	3346989	TEXACO 63-232-0350/SHELL 50	TACOMA	Cleanup Started	5	7/1/2015	Leaking Underground Storage Tanks
Pierce	27	6	11263	96864157	TOPPING MOTORS INC	TACOMA	Cleanup Started	5	1/3/2014	Leaking Underground Storage Tanks
Pierce	27	9	1294	1206878	Tru-Grit Abrasives Inc	TACOMA	Cleanup Started	1	2/9/2011	Misc Industrial & Commercial Activities
Pierce	27	9	6385	61931157	UNOCAL 76 MAJOR PETROLEUM	TACOMA	Cleanup Started	2	4/17/2014	Leaking Underground Storage Tanks
Pierce	27	9	1750	54221181	US ARMY WSMC Pier 23	TACOMA	Cleanup Started	1	8/10/2007	Marine Services
Pierce	27	6	12405	10919	US BANK PACIFIC AVE	TACOMA	Cleanup Started	2	8/4/2014	Other
Pierce	27	9	5003	1260	USG Taylor Way Plant Site	TACOMA	Cleanup Started	0	9/7/1993	Misc Industrial & Commercial Activities
Pierce	27	6	141	1325	WA UW TACOMA BRANCH	TACOMA	Cleanup Started	3	12/31/1996	Landfills and Hazardous Waste Facilities
Pierce	27	9	3635	1219	ATOFINA CHEM 3009 TAYLOR WAY LOG YARD	TACOMA	Construction Complete-Performance Monitoring	2	9/10/1990	Smelters & Foundries
Pierce	27	9	2693	1206	CASCADE TIMBER 3 POT	TACOMA	Construction Complete-Performance Monitoring	0	1/6/1991	Agricultural & Forestry Operations, Smelters & Foundries

Hazardous Sites List (HSL) Information

County	Leg. District	Congress. District	CSID	FSID	Cleanup Site Name	City	Site Status	RANK	Date Added to HSL	Site Description / Source of Contamination / Category
Pierce	27	9	3048	1207	D ST PETROLEUM	TACOMA	Construction Complete-Performance Monitoring	4	9/10/1990	Metal Works
Pierce	27	9	3251	1227	General Metals of Tacoma	TACOMA	Construction Complete-Performance Monitoring	1	9/10/1990	Salvage Yards
Pierce	27	9	3519	55212794	MIDDLE WATERWAY STEEL SLAG	TACOMA	Construction Complete-Performance Monitoring	0	1/1/1997	Smelters & Foundries
Pierce	27	6	3310	4339824	SAUROS CLEANERAMA TACOMA	TACOMA	Construction Complete-Performance Monitoring	1	2/6/2008	Dry Cleaners
Pierce	27	9	4375	85776142	STANDARD CHEMICAL CO SITE	TACOMA	Construction Complete-Performance Monitoring	0	8/27/2002	Chemical & Paint Manuf. & Distribution
Pierce	27	6	3677	1263	TACOMA REDEVELOPMENT PROP	TACOMA	Construction Complete-Performance Monitoring	0	3/31/1993	Misc Industrial & Commercial Activities
Pierce	27	9	622	221	TACOMA TAR PITS	TACOMA	Construction Complete-Performance Monitoring	0	2/22/1995	NULL
Pierce	27	9	3363	8632033	PIER 24-25	TACOMA	Tracked by EPA	0	9/15/2010	Chemical & Paint Manuf. & Distribution, Misc Industrial & Commercial Activities
Pierce	28	10	3914	1289	PONDERS AUTO PARTS INC	TACOMA	Awaiting Cleanup	3	8/20/1996	Salvage Yards
Pierce	28	10	11505	16160	Steilacoom Marina Fire	STEILACOOM	Awaiting Cleanup	2	6/19/2012	Marine Services
Pierce	28	10	3767	1270	WA NATIONAL GUARD CAMP MURRAY	TACOMA	Awaiting Cleanup	1	3/12/1991	Vehicle & Equipment Maintenance
Pierce	28	10	656	234	USAF MAFB MTCA WP 44	MCCHORD AFB	Cleanup Complete-Active O&M/Monitoring	3	8/22/1995	Spills
Pierce	28	10	136	225	USAF MAFB WASHRACK	MCCHORD AFB	Cleanup Complete-Active O&M/Monitoring	0	2/22/1995	Vehicle & Equipment Maintenance
Pierce	28	10	5717	22955963	CONNIE J SCANNELL	STEILACOOM	Cleanup Started	1	11/30/2007	Leaking Underground Storage Tanks
Pierce	28	10	643	62855481	Tacoma Smelter Plume Pierce County	NULL	Cleanup Started	0	8/20/2009	Smelters & Foundries
Pierce	28	10	1056	38394393	US ARMY FORT LEWIS I5 CORRIDOR	FT LEWIS	Cleanup Started	2	8/21/2001	Military Facilities; Munitions Related
Pierce	28	10	624	228	US ARMY FORT LEWIS LDFL 4 SRCPP	TACOMA	Cleanup Started	0	2/22/1995	NULL
Pierce	28	10	3337	6260559	WA DOC MCNEIL ISLAND DIESEL SPILL	STEILACOOM	Cleanup Started	5	5/9/2006	Spills
Pierce	28	10	3555	1269	WEYERHAEUSER DUPONT 1	DUPONT	Cleanup Started	2	9/10/1990	Military Facilities; Munitions Related
Pierce	28	10	137	239	USAF MAFB AMERICAN LK GDN	MCCHORD AFB	Construction Complete-Performance Monitoring	0	2/22/1995	Landfills and Hazardous Waste Facilities

Hazardous Sites List (HSL) Information

County	Leg. District	Congress. District	CSID	FSID	Cleanup Site Name	City	Site Status	RANK	Date Added to HSL	Site Description / Source of Contamination / Category
Pierce	28	10	540	233	USAF MAFB MTCA WP 34	TACOMA	Construction Complete-Performance Monitoring	3	8/30/1995	Bulk Fuel Storage and Handling
Pierce	28	10	623	226	US ARMY FORT LEWIS LDFL 5	TACOMA	Tracked by EPA	0	2/22/1995	Landfills and Hazardous Waste Facilities
Pierce	28	10	655	227	US ARMY FORT LEWIS LOG CENTER	TACOMA	Tracked by EPA	0	9/10/1990	Landfills and Hazardous Waste Facilities, Vehicle & Equipment Maintenance
Pierce	29	10	4566	2195676	8007 MCKINLEY AVE E	TACOMA	Awaiting Cleanup	1	7/16/1998	Landfills and Hazardous Waste Facilities
Pierce	29	10	3445	97767789	FRANKLIN SITE	TACOMA	Awaiting Cleanup	4	8/4/2006	Salvage Yards
Pierce	29	6	2106	5001082	GOTTINGEN PROPERTY	TACOMA	Awaiting Cleanup	3	1/18/2006	Leaking Underground Storage Tanks
Pierce	29	6	143	1362	JOHN WALLERICH PROPERTY	TACOMA	Awaiting Cleanup	5	1/24/2003	Vehicle & Equipment Maintenance
Pierce	29	10	11460	25942345	KENS TIRE SERVICE UST 100479	TACOMA	Awaiting Cleanup	2	2/12/2014	Vehicle & Equipment Maintenance
Pierce	29	10	3916	1298	LANDSCAPING BY PAT BORING	TACOMA	Awaiting Cleanup	4	2/25/1992	Leaking Underground Storage Tanks
Pierce	29	6	3873	214923	WA DOT SR16 E & I5 S	TACOMA	Awaiting Cleanup	4	1/17/2006	Other
Pierce	29	10	735	224	LAKEWOOD PONDER'S CORNER	LAKEWOOD	Cleanup Complete-Active O&M/Monitoring	0	2/22/1995	Dry Cleaners
Pierce	29	6	734	223	S TACOMA FIELD	TACOMA	Cleanup Complete-Active O&M/Monitoring	0	2/22/1995	NULL
Pierce	29	10	3770	1300	Parkland Cleaners	PARKLAND	Cleanup Started	3	9/10/1990	Dry Cleaners
Pierce	29	6	2107	5011903	PHILLIPS RESIDENTIAL PROPERTY	TACOMA	Cleanup Started	1	8/24/2011	Smelters & Foundries
Pierce	29	10	717	1334	SUBURBAN REALTY INC	TACOMA	Cleanup Started	1	2/21/1995	Leaking Underground Storage Tanks
Pierce	29	6	3825	1274	Titus Will Enterprises Inc	TACOMA	Cleanup Started	1	8/27/1991	Leaking Underground Storage Tanks, Misc Industrial & Commercial Activities, Vehicle & Equipment Maintenance
Pierce	29	10	1783	24488812	Tyee Cleaners & Laundromat	TACOMA	Cleanup Started	1	7/28/2016	Dry Cleaners
Pierce	29	10	165	1372	Woodworth & Co Inc Lakeview Plant	TACOMA	Cleanup Started	2	8/11/2003	Vehicle & Equipment Maintenance
Pierce	29	6	654	220	Tacoma Landfill	TACOMA	Construction Complete-Performance Monitoring	0	2/25/1995	Landfills and Hazardous Waste Facilities
Pierce	29	6	135	222	WELL 12A	TACOMA	Construction Complete-Performance Monitoring	0	9/10/1990	Chemical & Paint Manuf. & Distribution
Pierce	30	10	2297	1203	B & L WOODWASTE LANDFILL	TACOMA	Construction Complete-Performance Monitoring	1	9/10/1990	Smelters & Foundries
Pierce	31	10	2835	23641	HESELGRAVE CHARTERS & TOURS	PUYALLUP	Awaiting Cleanup	2	8/19/1997	Leaking Underground Storage Tanks

Hazardous Sites List (HSL) Information

County	Leg. District	Congress. District	CSID	FSID	Cleanup Site Name	City	Site Status	RANK	Date Added to HSL	Site Description / Source of Contamination / Category
Pierce	31	8	163	1354	LEONS TRUCKING	BUCKLEY	Awaiting Cleanup	5	12/24/1996	Vehicle & Equipment Maintenance
Pierce	31	10	3768	1283	Manke Lumber Co Inc Sumner	SUMNER	Awaiting Cleanup	5	8/27/1991	Wood Products Manufacturing
Pierce	31	8	4283	94883881	Stowe Construction Inc	SUMNER	Awaiting Cleanup	5	1/4/2001	Vehicle & Equipment Maintenance
Pierce	31	10	742	1360	EDGEWOOD SHOPPING CENTER	MILTON	Cleanup Started	2	8/20/1996	Dry Cleaners
Pierce	31	8	4336	1305	MIDDLESEX CORP	ORTING	Cleanup Started	2	8/22/1995	Chemical & Paint Manuf. & Distribution
Pierce	31	8	1131	83113674	SHEAR TRUCKING	BUCKLEY	Cleanup Started	4	8/11/2003	Landfills and Hazardous Waste Facilities
Pierce	31	10	3653	1304	SUMNER NATIONAL AUTO PARTS	SUMNER	Cleanup Started	1	2/25/1992	Salvage Yards
Pierce	31	8	626	1323	WA WSU Buckley Dairy 2	BUCKLEY	Cleanup Started	1	3/9/1993	Agricultural & Forestry Operations
San Juan	40	2	931	755042	FRIDAY HARBOR FRONT ST ROW	FRIDAY HARBOR	Awaiting Cleanup	5	7/16/2008	Bulk Fuel Storage and Handling
San Juan	40	2	1976	9710377	OPALCO	FRIDAY HARBOR	Awaiting Cleanup	5	2/8/2008	Leaking Underground Storage Tanks
San Juan	40	2	859	2655	SAN JUAN MARINA	FRIDAY HARBOR	Awaiting Cleanup	4	8/6/2008	Bulk Fuel Storage and Handling
Skagit	10	2	290	2675	Lake Erie Trucking	ANACORTES	Awaiting Cleanup	5	2/27/2001	Vehicle & Equipment Maintenance
Skagit	10	2	265	3701538	M Johnson Property	MOUNT VERNON	Awaiting Cleanup	3	8/7/2006	Salvage Yards
Skagit	10	1	6559	71966128	MOTOR TRUCKS INC MOUNT VERNON	MOUNT VERNON	Awaiting Cleanup	3	12/5/2012	Vehicle & Equipment Maintenance
Skagit	10	2	798	2667	Olympic Pipe Line Co Allen Station	MOUNT VERNON	Awaiting Cleanup	1	8/17/2010	Bulk Fuel Storage and Handling
Skagit	10	2	2437	7443386	Padilla Heights Rd Property	ANACORTES	Awaiting Cleanup	5	8/16/2005	Landfills and Hazardous Waste Facilities
Skagit	10	2	2562	86666971	PSE Fredonia Generating Facility	MOUNT VERNON	Awaiting Cleanup	5	6/23/2009	Manufactured Gas; Power Generation
Skagit	10	2	11068	92448847	Henry's Market	BOW	Cleanup Started	5	8/11/2015	Leaking Underground Storage Tanks
Skagit	10	2	8029	14317457	La Conner Landing	LA CONNER	Cleanup Started	3	2/5/2015	Leaking Underground Storage Tanks
Skagit	10	1	4766	2684	Northwest Pipeline GP Mt Vernon C/S	MOUNT VERNON	Cleanup Started	5	8/29/2000	Bulk Fuel Storage and Handling
Skagit	10	2	5178	2689	Skagit Transportation Inc	MOUNT VERNON	Cleanup Started	5	8/29/2000	Leaking Underground Storage Tanks
Skagit	10	2	5854	31426711	TRANSMART PETROLEUM AVON BULK PLANT	MOUNT VERNON	Cleanup Started	3	2/7/2014	Bulk Fuel Storage and Handling
Skagit	10	2	3531	94385939	WASHINGTON BULB COMPANY	MOUNT VERNON	Cleanup Started	2	2/5/2002	Agricultural & Forestry Operations
Skagit	10	2	4219	79838784	Zimmermans Shell	LA CONNER	Cleanup Started	3	7/30/2004	Bulk Fuel Storage and Handling
Skagit	10	2	132	190	EDB 2 Skagit County	MOUNT VERNON	Construction Complete-Performance Monitoring	1	2/22/1995	Agricultural & Forestry Operations, Pesticide Handling
Skagit	39	1	4443	17866918	Arts Auto Wrecking	SEDRO WOOLLEY	Awaiting Cleanup	3	2/27/2001	Salvage Yards
Skagit	39	2	7765	7816417	Gull Station 224	SEDRO WOOLLEY	Awaiting Cleanup	2	2/1/2012	Leaking Underground Storage Tanks

Hazardous Sites List (HSL) Information

County	Leg. District	Congress. District	CSID	FSID	Cleanup Site Name	City	Site Status	RANK	Date Added to HSL	Site Description / Source of Contamination / Category
Skagit	39	1	379	8017804	Harris Property Auto Recycling	SEDRO-WOOLLEY	Awaiting Cleanup	1	2/8/2006	Salvage Yards
Skagit	39	2	764	2661	Osprey Boat Company Metcalf St	SEDRO-WOOLLEY	Awaiting Cleanup	3	8/25/1993	Misc Industrial & Commercial Activities
Skagit	39	1	2739	6299983	PANORAMA DUMP	CLEAR LAKE	Awaiting Cleanup	5	11/6/2012	Landfills and Hazardous Waste Facilities
Skagit	39	1	5871	32313154	PSE SEDRO WOOLLEY	SEDRO-WOOLLEY	Awaiting Cleanup	5	6/23/2006	Leaking Underground Storage Tanks
Skagit	39	1	8997	39164476	Aimcor	SEDRO WOOLLEY	Cleanup Started	3	8/8/2015	Leaking Underground Storage Tanks
Skagit	39	2	2363	25296975	Associated Petroleum Products Inc	SEDRO-WOOLLEY	Cleanup Started	3	2/27/2001	Bulk Fuel Storage and Handling
Skagit	39	1	10822	85494711	Big Rock Grocery	MOUNT VERNON	Cleanup Started	4	1/20/2019	Leaking Underground Storage Tanks
Skagit	39	2	6368	61112475	Chevron 97502	SEDRO WOOLLEY	Cleanup Started	2	2/20/2018	Leaking Underground Storage Tanks
Skagit	39	2	7747	7511196	Countryside Chevrolet	SEDRO-WOOLLEY	Cleanup Started	2	1/23/2014	Leaking Underground Storage Tanks
Skagit	39	1	4265	26541964	Glenns Diesel	MOUNT VERNON	Cleanup Started	3	2/5/2002	Vehicle & Equipment Maintenance
Skagit	39	2	7104	60892684	Herbs Muffler & Tune Up Center	SEDRO WOOLLEY	Cleanup Started	3	2/15/2010	Leaking Underground Storage Tanks
Skagit	39	2	8102	15589878	Low Auto Sales	SEDRO-WOOLLEY	Cleanup Started	5	2/1/2015	Leaking Underground Storage Tanks
Skagit	39	1	7459	1999859	MARBLEMOUNT RANGER STATION	MARBLEMOUNT	Cleanup Started	3	7/17/2013	Leaking Underground Storage Tanks
Skagit	39	1	5179	2692	Punkin Center Cascade Tim	HAMILTON	Cleanup Started	5	8/24/2011	Leaking Underground Storage Tanks
Skagit	39	1	610	91579157	Rainy Pass	ROCKPORT	Cleanup Started	5	8/17/2010	Spills
Skagit	39	2	7949	12669485	Sedro Trail Corp Dandie Deli	SEDRO-WOOLLEY	Cleanup Started	3	2/7/2014	Leaking Underground Storage Tanks
Skagit	39	1	3477	21886695	WA DFW MARBLEMOUNT HATCHERY	MARBLEMOUNT	Cleanup Started	5	8/17/2010	Agricultural & Forestry Operations
Skagit	39	1	9947	63111299	WA DOT ROW HUEY GAS STATION	SEDRO-WOOLLEY	Cleanup Started	3	1/6/2014	Leaking Underground Storage Tanks
Skagit	40	2	4098	8079357	Alger Dump	ALGER	Awaiting Cleanup	3	1/19/2007	Landfills and Hazardous Waste Facilities
Skagit	40	2	4702	16963695	Anacortes City	ANACORTES	Awaiting Cleanup	4	2/5/2002	Marine Services
Skagit	40	2	13264	79423677	Anacortes Former Water Treatment Plant	MOUNT VERNON	Awaiting Cleanup	5	8/20/2018	Misc Industrial & Commercial Activities
Skagit	40	2	4469	2693	Anacortes Yacht Services	ANACORTES	Awaiting Cleanup	4	1/23/2009	Marine Services
Skagit	40	2	11383	19701	K Booster Station	ANACORTES	Awaiting Cleanup	3	1/28/2013	Bulk Fuel Storage and Handling
Skagit	40	2	4158	2690	MJB PROPERTIES	ANACORTES	Awaiting Cleanup	2	12/5/2004	Misc Industrial & Commercial Activities
Skagit	40	2	1434	7681	MJB SOUTH HYDRO FILL	ANACORTES	Awaiting Cleanup	2	12/5/2004	Other
Skagit	40	2	3430	49238458	Reisner Distributing 2	ANACORTES	Awaiting Cleanup	4	7/31/2007	Bulk Fuel Storage and Handling
Skagit	40	1	1614	1201946	Skagit Laundry & Dye Works	MOUNT VERNON	Awaiting Cleanup	5	1/8/2007	Dry Cleaners

Hazardous Sites List (HSL) Information

County	Leg. District	Congress. District	CSID	FSID	Cleanup Site Name	City	Site Status	RANK	Date Added to HSL	Site Description / Source of Contamination / Category
Skagit	40	1	2891	82434686	WASH RACK	MOUNT VERNON	Awaiting Cleanup	3	8/1/2013	Leaking Underground Storage Tanks
Skagit	40	2	4291	2683	WHITMARSH SIDING	ANACORTES	Awaiting Cleanup	1	8/22/1995	Misc Industrial & Commercial Activities
Skagit	40	2	4846	4781157	Shell Oil Tank Farm	ANACORTES	Cleanup Complete-Active O&M/Monitoring	3	7/11/2008	Bulk Fuel Storage and Handling
Skagit	40	2	11327	98746187	Alger Food Mart	BURLINGTON	Cleanup Started	4	1/20/2019	Leaking Underground Storage Tanks
Skagit	40	1	8249	19871937	American Building & Roofing	MOUNT VERNON	Cleanup Started	5	2/5/2015	Leaking Underground Storage Tanks
Skagit	40	1	8072	14995166	American Ranch & Home Supply	MOUNT VERNON	Cleanup Started	5	5/5/2015	Leaking Underground Storage Tanks
Skagit	40	2	9509	51579834	Anacortes Maintenance	ANACORTES	Cleanup Started	5	2/5/2015	Leaking Underground Storage Tanks
Skagit	40	2	3604	21898438	Anacortes Port Log Yard	ANACORTES	Cleanup Started	2	8/14/2017	Agricultural & Forestry Operations
Skagit	40	2	5174	2670	Anacortes Port of Dakota Creek	ANACORTES	Cleanup Started	1	7/21/2008	Discharges & Outfalls, Leaking Underground Storage Tanks, Marine Services
Skagit	40	2	2573	23953	Anacortes Port of Q Ave & 15th St	ANACORTES	Cleanup Started	2	12/5/2004	Bulk Fuel Storage and Handling
Skagit	40	2	5622	17559673	Anacortes School Dist Bus Garage	ANACORTES	Cleanup Started	3	2/14/2011	Leaking Underground Storage Tanks
Skagit	40	2	8492	25796697	BP Burlington Wash Rack	BURLINGTON	Cleanup Started	2	7/2/2013	Leaking Underground Storage Tanks
Skagit	40	2	10039	65239992	Bucko Gas Station	BURLINGTON	Cleanup Started	3	6/17/2013	Leaking Underground Storage Tanks
Skagit	40	2	7640	5448177	Burlington Edison SD 100	BURLINGTON	Cleanup Started	5	8/14/2018	Leaking Underground Storage Tanks
Skagit	40	1	1493	24441562	Car Stereo Plus	MOUNT VERNON	Cleanup Started	5	1/24/2003	Other
Skagit	40	2	9655	54732941	Chevron 96774	BURLINGTON	Cleanup Started	3	8/5/2014	Leaking Underground Storage Tanks
Skagit	40	1	799	2674	Chevron Mt Vernon Bulk Plant	MOUNT VERNON	Cleanup Started	5	8/22/1995	Bulk Fuel Storage and Handling
Skagit	40	2	4533	2685	CUSTOM PLYWOOD MILL	ANACORTES	Cleanup Started	1	8/28/2001	Wood Products Manufacturing
Skagit	40	2	6714	82249852	Gull Industries Inc 294	BURLINGTON	Cleanup Started	2	4/30/2012	Leaking Underground Storage Tanks
Skagit	40	1	9474	50528846	Hawley Auto Supply	MOUNT VERNON	Cleanup Started	5	2/5/2015	Leaking Underground Storage Tanks
Skagit	40	1	7420	1369545	IMMACULATE CONCEPTION SCHOOL	MOUNT VERNON	Cleanup Started	3	7/2/2013	Leaking Underground Storage Tanks
Skagit	40	2	5429	7291012	Levina Bryant Property	BOW	Cleanup Started	5	2/24/2012	Leaking Underground Storage Tanks
Skagit	40	2	304	2662	MARCH POINT LANDFILL	ANACORTES	Cleanup Started	2	1/24/2003	Landfills and Hazardous Waste Facilities
Skagit	40	1	6863	92292989	Mount Vernon City Hall Alley	MOUNT VERNON	Cleanup Started	5	2/14/2011	Leaking Underground Storage Tanks
Skagit	40	1	763	2659	Mount Vernon Gasoline Spill	MOUNT VERNON	Cleanup Started	3	2/5/2002	Spills
Skagit	40	1	3935	3886148	Mount Vernon Plaza	MOUNT VERNON	Cleanup Started	5	5/20/2013	Pesticide Handling

Hazardous Sites List (HSL) Information

County	Leg. District	Congress. District	CSID	FSID	Cleanup Site Name	City	Site Status	RANK	Date Added to HSL	Site Description / Source of Contamination / Category
Skagit	40	2	924	2663	Northwest Petrochemical Corp Anacortes	ANACORTES	Cleanup Started	2	8/28/2001	Chemical & Paint Manuf. & Distribution
Skagit	40	1	8301	21991652	Pete's Shell & Towing	MOUNT VERNON	Cleanup Started	5	5/5/2015	Leaking Underground Storage Tanks
Skagit	40	1	10872	86669137	Petes Towing	MOUNT VERNON	Cleanup Started	5	1/26/2017	Leaking Underground Storage Tanks
Skagit	40	2	12482	20859	Quiet Cove	ANACORTES	Cleanup Started	2	8/7/2018	Bulk Fuel Storage and Handling
Skagit	40	1	5711	22761169	Schenk Packing Plant LUST	MOUNT VERNON	Cleanup Started	3	2/1/2012	Leaking Underground Storage Tanks
Skagit	40	2	2865	7	Shell OPUS Puget Sound Refinery	ANACORTES	Cleanup Started	2	9/7/1993	Other
Skagit	40	2	8646	29974694	Skagit Farmer's Supply Burlington	BURLINGTON	Cleanup Started	5	1/26/2015	Leaking Underground Storage Tanks
Skagit	40	2	10030	64937476	UPS BURLINGTON	BURLINGTON	Cleanup Started	3	2/2/2012	Leaking Underground Storage Tanks
Skagit	40	2	7831	9143392	WA DOT Anacortes Ferry Terminal	ANACORTES	Cleanup Started	5	9/18/2015	Leaking Underground Storage Tanks
Skagit	40	2	4520	8122259	Scott Paper Mill	ANACORTES	Construction Complete-Performance Monitoring	2	12/5/2004	Wood Products Manufacturing
Skamania	14	3	3312	6368118	BROUGHTON LUMBER CO	UNDERWOOD	Awaiting Cleanup	5	4/29/2015	Leaking Underground Storage Tanks
Skamania	14	3	3301	35617784	GARWOOD OIL CO	CARSON	Awaiting Cleanup	2	8/7/2006	Leaking Underground Storage Tanks
Skamania	14	3	4872	81274771	STEVENSON CO PLY MILL	STEVENSON	Awaiting Cleanup	4	2/1/2000	Wood Products Manufacturing
Skamania	14	3	4783	4740395	WA DOT FRONTAGE ROAD RIGHT OF WAY	STEVENSON	Awaiting Cleanup	5	8/7/2006	Other
Skamania	14	3	276	1382	UNOCAL BULK PLANT 0761	STEVENSON	Cleanup Started	1	3/9/1993	Bulk Fuel Storage and Handling
Snohomish	1	2	3780	2855	COUNTRYSIDE DEVELOPMENT	BRIER	Awaiting Cleanup	4	8/18/1998	Misc Industrial & Commercial Activities
Snohomish	1	1	1629	5125580	Dry Clean US	BOTHELL	Cleanup Started	5	2/8/2006	Dry Cleaners
Snohomish	1	1	4838	2779	Northwest Pipeline Sno Compr	SNOHOMISH	Cleanup Started	5	8/20/1997	Bulk Fuel Storage and Handling
Snohomish	1	1	6971	97719941	Texaco Star Mart 3706 Johnson Property	SNOHOMISH	Cleanup Started	3	2/6/2002	Leaking Underground Storage Tanks
Snohomish	1	1	8447	24866719	Turners Corner Handi Mart	WOODINVILLE	Cleanup Started	2	1/16/2014	Leaking Underground Storage Tanks
Snohomish	1	1	3995	2763	WELLINGTON HILLS ASSOC	WOODINVILLE	Cleanup Started	2	3/8/1994	Bulk Fuel Storage and Handling
Snohomish	1	1	4342	2818	Whiteside Inc	SNOHOMISH	Cleanup Started	4	8/19/1997	Misc Industrial & Commercial Activities
Snohomish	1	1	527	95547562	Woodys Auto Wrecking Inc	WOODINVILLE	Cleanup Started	4	8/31/1999	Salvage Yards
Snohomish	10	2	4600	2797	BRYANT HARDWARE	STANWOOD	Awaiting Cleanup	5	8/19/1997	Misc Industrial & Commercial Activities
Snohomish	10	2	4547	2176234	Bryant Property	ARLINGTON	Awaiting Cleanup	1	8/21/2002	Salvage Yards
Snohomish	10	2	4535	2710	LAKE GOODWIN LANDFILL	STANWOOD	Awaiting Cleanup	5	1/24/2003	Landfills and Hazardous Waste Facilities
Snohomish	10	2	3918	2793	TWIN CITY TOWING	STANWOOD	Awaiting Cleanup	5	8/20/1997	Vehicle & Equipment Maintenance

Hazardous Sites List (HSL) Information

County	Leg. District	Congress. District	CSID	FSID	Cleanup Site Name	City	Site Status	RANK	Date Added to HSL	Site Description / Source of Contamination / Category
Snohomish	10	2	2219	6908010	BNSF Stanwood	STANWOOD	Cleanup Started	4	8/1/2007	Leaking Underground Storage Tanks
Snohomish	21	7	2400	34732418	EDMONDS DRY STORAGE PORT OF EDMONDS	EDMONDS	Awaiting Cleanup	5	2/27/2001	Other
Snohomish	21	2	1282	10248	Fleury Auto & Truck Parts	EVERETT	Awaiting Cleanup	4	8/21/2002	Salvage Yards
Snohomish	21	2	3440	68851192	KIMS 2	LYNNWOOD	Awaiting Cleanup	5	2/16/1999	Vehicle & Equipment Maintenance
Snohomish	21	2	2652	83751844	Martha Lake Center	LYNNWOOD	Awaiting Cleanup	3	2/4/2013	Dry Cleaners
Snohomish	21	2	3660	98646924	MASSOUD PROPERTY	LYNNWOOD	Awaiting Cleanup	2	8/29/2000	Salvage Yards
Snohomish	21	2	4772	2741	OBRIEN TRUCKING	MUKILTEO	Awaiting Cleanup	5	8/18/1998	Vehicle & Equipment Maintenance
Snohomish	21	2	3922	2825	OGDEN PROPERTY	LYNNWOOD	Awaiting Cleanup	5	2/16/1999	Vehicle & Equipment Maintenance
Snohomish	21	2	4554	2734	PACIFIC PRIDE CHENNAULT BEACH	EVERETT	Awaiting Cleanup	5	2/16/1999	Leaking Underground Storage Tanks
Snohomish	21	2	4398	2723	PALLISTER PAINT	EVERETT	Awaiting Cleanup	5	8/22/1995	Chemical & Paint Manuf. & Distribution
Snohomish	21	2	4540	2760	PUMP CRETE	LYNNWOOD	Awaiting Cleanup	4	8/25/1992	Misc Industrial & Commercial Activities
Snohomish	21	2	12071	2851	TECT Aerospace Everett 1994	EVERETT	Awaiting Cleanup	4	2/18/1997	Misc Industrial & Commercial Activities
Snohomish	21	2	4344	2850	TRAMCO BF GOODRICH AEROSPACE	EVERETT	Awaiting Cleanup	5	2/28/1997	Misc Industrial & Commercial Activities
Snohomish	21	2	4776	2775	WESTERN HYDROBLASTER	MUKILTEO	Awaiting Cleanup	4	2/20/1998	Metal Works
Snohomish	21	7	6498	67151754	ARCO 0822	EDMONDS	Cleanup Started	5	8/17/2011	Leaking Underground Storage Tanks
Snohomish	21	2	6747	84175453	Chevron 90445	EVERETT	Cleanup Started	1	8/7/2018	Leaking Underground Storage Tanks
Snohomish	21	7	3410	2796	Port of Edmonds W Dayton	EDMONDS	Cleanup Started	5	2/16/1999	Leaking Underground Storage Tanks
Snohomish	21	7	5180	2720	Unocal Edmonds Bulk Fuel Terminal 0178	EDMONDS	Cleanup Started	1	8/30/1991	Bulk Fuel Storage and Handling
Snohomish	32	7	2024	7396092	Beyer Heating Oil Tank	EDMONDS	Awaiting Cleanup	4	8/7/2006	Heating Oil Tank
Snohomish	32	7	588	7572498	James Auto Service	EDMONDS	Awaiting Cleanup	3	8/16/2005	Vehicle & Equipment Maintenance
Snohomish	32	7	4396	2706	Richmond Beach Terminal	SEATTLE	Awaiting Cleanup	3	8/18/1998	Bulk Fuel Storage and Handling
Snohomish	32	7	10966	89312723	99 Body Shop	EDMONDS	Cleanup Started	3	8/11/2015	Leaking Underground Storage Tanks
Snohomish	32	2	4602	2815	JB Asphalt	LYNNWOOD	Cleanup Started	5	8/18/1998	Misc Industrial & Commercial Activities
Snohomish	32	2	4819	2712	Lynnwood Plating	LYNNWOOD	Cleanup Started	4	3/9/1993	Metal Works
Snohomish	32	7	4162	2737	NIC L SILVER	EDMONDS	Cleanup Started	5	8/22/1995	Landfills and Hazardous Waste Facilities
Snohomish	32	2	12541	27496218	Texaco Strickland	LYNNWOOD	Cleanup Started	1	10/6/2017	Leaking Underground Storage Tanks
Snohomish	32	2	10391	74865182	UNOCAL 5533	LYNNWOOD	Cleanup Started	2	1/16/2014	Leaking Underground Storage Tanks
Snohomish	38	2	1839	67541366	All Night Air Sweep	EVERETT	Awaiting Cleanup	2	8/22/2002	Vehicle & Equipment Maintenance
Snohomish	38	2	4822	2730	Alley Shop	EVERETT	Awaiting Cleanup	5	8/29/2001	Vehicle & Equipment Maintenance
Snohomish	38	2	4165	2756	BOEING PAINE FIELD SPORTS CLUB	EVERETT	Awaiting Cleanup	5	4/5/2011	Military Facilities; Munitions Related

Hazardous Sites List (HSL) Information

County	Leg. District	Congress. District	CSID	FSID	Cleanup Site Name	City	Site Status	RANK	Date Added to HSL	Site Description / Source of Contamination / Category
Snohomish	38	2	3656	2801	CHAPMAN TRUCK REPAIR DITCH	EVERETT	Awaiting Cleanup	5	8/20/1997	Vehicle & Equipment Maintenance
Snohomish	38	2	3504	59735413	DKJ Food Mart	EVERETT	Awaiting Cleanup	5	8/1/2007	Vehicle & Equipment Maintenance
Snohomish	38	2	4297	2733	EAST WATERWAY	EVERETT	Awaiting Cleanup	2	8/31/1991	Marine Services
Snohomish	38	2	4476	71411797	EVERETT CITY UPPER RIDGE RESERVOIR	EVERETT	Awaiting Cleanup	5	8/26/2003	Vehicle & Equipment Maintenance
Snohomish	38	2	4577	45998439	Everett Laundry	EVERETT	Awaiting Cleanup	5	8/28/2001	Dry Cleaners
Snohomish	38	2	4601	2798	Everett Plating	EVERETT	Awaiting Cleanup	5	2/20/1997	Metal Works
Snohomish	38	2	3775	2806	Everett Steel Co Quantum Wood	EVERETT	Awaiting Cleanup	5	8/28/2001	Wood Treatment
Snohomish	38	2	3561	71351	Everett Steel Scrapyard	EVERETT	Awaiting Cleanup	2	8/28/2001	Metal Works
Snohomish	38	2	2019	5409698	Kimberly Clark Outfall	EVERETT	Awaiting Cleanup	5	1/30/2009	Bulk Fuel Storage and Handling
Snohomish	38	2	3242	89398652	MID CITY TOWING	EVERETT	Awaiting Cleanup	5	8/16/2005	Vehicle & Equipment Maintenance
Snohomish	38	2	3804	2808	Nelson Distributing 2	EVERETT	Awaiting Cleanup	5	8/18/1998	Bulk Fuel Storage and Handling
Snohomish	38	2	2468	20511	Pacific Plating Aero Fancy Stamps	EVERETT	Awaiting Cleanup	5	2/28/1997	Metal Works
Snohomish	38	2	2817	11747135	PDQ LAUNDRY ROOM	MARYSVILLE	Awaiting Cleanup	5	10/30/2002	Dry Cleaners
Snohomish	38	2	4538	2742	PIONEER MARINE PLAZA	EVERETT	Awaiting Cleanup	5	1/24/2003	Other
Snohomish	38	2	4345	2852	ROTARY PARK	EVERETT	Awaiting Cleanup	4	2/16/1999	Wood Treatment
Snohomish	38	2	3409	2781	RUBATINOS TRUCK CARE	EVERETT	Awaiting Cleanup	5	3/9/1993	Vehicle & Equipment Maintenance
Snohomish	38	2	3830	2785	Spencer Island Moser Property	EVERETT	Awaiting Cleanup	5	8/19/1997	Vehicle & Equipment Maintenance
Snohomish	38	2	308	513712	WA DOT I5 MP 197 MARYSVILLE	MARYSVILLE	Awaiting Cleanup	4	7/17/2008	Spills
Snohomish	38	2	934	3306834	North Marina West End	EVERETT	Cleanup Complete-Active O&M/Monitoring	2	8/4/2008	Marine Services, Misc Industrial & Commercial Activities
Snohomish	38	2	2495	11	Weyerhaeuser Everett East	EVERETT	Cleanup Complete-Active O&M/Monitoring	1	8/22/1995	Wood Products Manufacturing
Snohomish	38	2	2581	4438651	BAY WOOD PRODUCTS	EVERETT	Cleanup Started	4	1/30/2009	Wood Products Manufacturing
Snohomish	38	2	4534	2703	BOEING EVERETT	EVERETT	Cleanup Started	2	10/15/1997	Landfills and Hazardous Waste Facilities
Snohomish	38	2	9828	59139328	CAR WASH ENTERPRISES EVERETT	EVERETT	Cleanup Started	3	1/16/2014	Leaking Underground Storage Tanks
Snohomish	38	2	3862	2696	Everett Landfill Tire Fire	EVERETT	Cleanup Started	1	11/1/1995	Landfills and Hazardous Waste Facilities
Snohomish	38	2	3655	2794	EVERETT SHIPYARD INC	EVERETT	Cleanup Started	3	8/25/1992	Marine Services
Snohomish	38	2	4298	2744	Everett Smelter	EVERETT	Cleanup Started	1	8/30/1991	Smelters & Foundries
Snohomish	38	2	5182	2728	ExxonMobil ADC Site	EVERETT	Cleanup Started	2	8/20/1996	Bulk Fuel Storage and Handling

Hazardous Sites List (HSL) Information

County	Leg. District	Congress. District	CSID	FSID	Cleanup Site Name	City	Site Status	RANK	Date Added to HSL	Site Description / Source of Contamination / Category
Snohomish	38	2	6814	88593256	Grand Building Valetor Cleaners	EVERETT	Cleanup Started	5	8/1/2007	Dry Cleaners, Leaking Underground Storage Tanks
Snohomish	38	2	4402	2757	Jeld Wen	EVERETT	Cleanup Started	5	8/30/1991	Wood Products Manufacturing
Snohomish	38	2	2569	9	Kimberly-Clark Worldwide	EVERETT	Cleanup Started	4	1/16/2014	Wood Products Manufacturing
Snohomish	38	2	10960	89252454	LUCKY 7 STORE	EVERETT	Cleanup Started	3	1/14/2014	Leaking Underground Storage Tanks
Snohomish	38	2	1040	43566392	Marysville Waterfront Park	MARYSVILLE	Cleanup Started	4	2/4/2009	Marine Services, Other, Wood Products Manufacturing
Snohomish	38	2	5186	2782	NELSON DISTRIBUTING EVERETT	EVERETT	Cleanup Started	5	7/23/2013	Bulk Fuel Storage and Handling
Snohomish	38	2	3546	68853261	North Marina Ameron Hulbert	EVERETT	Cleanup Started	1	8/12/2009	Wood Products Manufacturing
Snohomish	38	2	5185	2774	PSE Everett Operating Facility	EVERETT	Cleanup Started	5	9/7/1993	Leaking Underground Storage Tanks
Snohomish	38	2	628	10587741	TC SYSTEMS INC	EVERETT	Cleanup Started	1	2/5/2015	Misc Industrial & Commercial Activities
Snohomish	38	2	5302	2881226	Unocal 3604	EVERETT	Cleanup Started	5	8/16/2011	Leaking Underground Storage Tanks
Snohomish	38	2	5562	14133385	UNOCAL 4196	MARYSVILLE	Cleanup Started	5	8/16/2011	Leaking Underground Storage Tanks
Snohomish	38	2	2903	12	Weyerhaeuser Everett Mill E	EVERETT	Construction Complete-Performance Monitoring	1	8/22/1995	Wood Products Manufacturing
Snohomish	38	2	565	191	TULALIP LANDFILL	MARYSVILLE	Tracked by EPA	0	2/22/1995	Landfills and Hazardous Waste Facilities
Snohomish	39	2	4293	2701	Arlington Marysville Landfill	ARLINGTON	Awaiting Cleanup	5	2/29/2000	Landfills and Hazardous Waste Facilities
Snohomish	39	1	3993	2746	BILL PEARSON TIMBER	SULTAN	Awaiting Cleanup	3	8/23/1994	Wood Treatment
Snohomish	39	2	4159	2705	Bryant Landfill	ARLINGTON	Awaiting Cleanup	5	8/2/2002	Landfills and Hazardous Waste Facilities
Snohomish	39	2	3772	2787	CHRISTIANSON Co	ARLINGTON	Awaiting Cleanup	5	2/1/1994	Misc Industrial & Commercial Activities
Snohomish	39	1	2021	7250260	Green Crow	ARLINGTON	Awaiting Cleanup	3	8/16/2006	Military Facilities; Munitions Related
Snohomish	39	1	1114	9439375	Griffin Property	ARLINGTON	Awaiting Cleanup	4	2/5/2007	Salvage Yards
Snohomish	39	2	4768	2709	JH Baxter Arlington	ARLINGTON	Awaiting Cleanup	1	8/25/1992	Landfills and Hazardous Waste Facilities
Snohomish	39	1	3308	4196313	Parcel 6 Jensen	MONROE	Awaiting Cleanup	2	2/20/1998	Bulk Fuel Storage and Handling
Snohomish	39	1	2217	5136552	PETTERSSON PROPERTY	MONROE	Awaiting Cleanup	4	8/29/2013	Spills
Snohomish	39	1	6073	43211546	Railroad Old Gas Station	GRANITE FALLS	Awaiting Cleanup	4	8/5/2009	Leaking Underground Storage Tanks
Snohomish	39	2	6778	85995713	S & T MINI MART	ARLINGTON	Awaiting Cleanup	5	8/16/2011	Leaking Underground Storage Tanks
Snohomish	39	1	417	9525627	Sea Alaska Industrial Electric	SNOHOMISH	Awaiting Cleanup	3	2/7/2013	Spills
Snohomish	39	1	4164	2754	Shultz Distributing Inc Railroad	MONROE	Awaiting Cleanup	5	8/20/1996	Bulk Fuel Storage and Handling
Snohomish	39	1	3235	51136873	Son Cedar Products	DARRINGTON	Awaiting Cleanup	1	1/30/2009	Salvage Yards

Hazardous Sites List (HSL) Information

County	Leg. District	Congress. District	CSID	FSID	Cleanup Site Name	City	Site Status	RANK	Date Added to HSL	Site Description / Source of Contamination / Category
Snohomish	39	1	2755	88877396	STORM LAKE GROCERY	SNOHOMISH	Awaiting Cleanup	5	1/10/2005	Leaking Underground Storage Tanks
Snohomish	39	1	4261	32829474	Sultan Post & Pole	SULTAN	Awaiting Cleanup	2	2/6/2002	Wood Treatment
Snohomish	39	1	3776	2821	Urban Accessories	SULTAN	Awaiting Cleanup	5	3/1/1994	Smelters & Foundries
Snohomish	39	1	4539	2753	Monroe Auto Salvage	MONROE	Cleanup Started	1	8/23/1994	Salvage Yards
Snohomish	39	1	4550	2251399	Monte Cristo Mining Area	SILVERTON	Cleanup Started	1	1/31/2004	Mining & Drilling
Snohomish	39	2	3863	2699	Sisco Landfill	ARLINGTON	Cleanup Started	2	8/20/1996	Landfills and Hazardous Waste Facilities
Snohomish	39	2	3832	2810	UNOCAL BULK PLANT ARLINGTON	ARLINGTON	Cleanup Started	2	8/25/1993	Bulk Fuel Storage and Handling
Snohomish	44	1	3193	28549	Arnolds Body Shop & Sales	LAKE STEVENS	Awaiting Cleanup	5	8/20/1997	Vehicle & Equipment Maintenance
Snohomish	44	1	2329	34846614	CASCADE CLEANERS SNOHOMISH	SNOHOMISH	Awaiting Cleanup	5	8/26/2003	Dry Cleaners
Snohomish	44	1	879	3332049	Home Acres Rd ROW	SNOHOMISH	Awaiting Cleanup	5	2/8/2006	Spills
Snohomish	44	1	3207	320362	JON JOHNSON PROPERTY	SNOHOMISH	Awaiting Cleanup	1	2/7/2013	Salvage Yards
Snohomish	44	1	3564	2824	LES WEAR BACKHOE MACBRYER PROP	LAKE STEVENS	Awaiting Cleanup	5	2/20/1996	Vehicle & Equipment Maintenance
Snohomish	44	1	4558	2766	Monroe Auto Salvage 2 Snohomish	SNOHOMISH	Awaiting Cleanup	5	2/28/1997	Salvage Yards
Snohomish	44	1	4295	2719	SNOHOMISH LANDFILL	SNOHOMISH	Awaiting Cleanup	5	1/24/2003	Landfills and Hazardous Waste Facilities
Snohomish	44	1	4603	2816	STANS RADIATOR	EVERETT	Awaiting Cleanup	3	8/23/1994	Vehicle & Equipment Maintenance
Snohomish	44	1	6767	85327563	7-Eleven 21464	SNOHOMISH	Cleanup Started	4	2/20/1998	Leaking Underground Storage Tanks
Snohomish	44	1	4399	2738	Bonneville Power Admin Snohomish	SNOHOMISH	Cleanup Started	4	2/29/2000	Manufactured Gas; Power Generation
Snohomish	44	1	5568	14538667	DUFFYS SPEE DEE MART	SNOHOMISH	Cleanup Started	4	2/20/1998	Leaking Underground Storage Tanks
Snohomish	44	1	5351	5132561	Unocal SS 4165	SNOHOMISH	Cleanup Started	4	2/20/1998	Leaking Underground Storage Tanks
Snohomish	44	1	4818	2698	Lake Stevens Landfill	LAKE STEVENS	Construction Complete-Performance Monitoring	5	8/29/2013	Landfills and Hazardous Waste Facilities
Snohomish	44	2	3992	2732	McColum Park	EVERETT	Construction Complete-Performance Monitoring	1	3/7/1995	Landfills and Hazardous Waste Facilities
Spokane	3	5	1138	670	ALASKA STEEL & SUPPLY	SPOKANE	Awaiting Cleanup	4	2/15/1991	Salvage Yards
Spokane	3	5	3233	45389238	Becks Radiator Shop	SPOKANE	Awaiting Cleanup	4	2/16/2011	Vehicle & Equipment Maintenance
Spokane	3	5	2829	20894	BN SF RR BUNKER C SPILL AREA	SPOKANE	Awaiting Cleanup	5	2/17/1998	Bulk Fuel Storage and Handling
Spokane	3	5	1805	639	BURLINGTON NORTHERN HILLYD	SPOKANE	Awaiting Cleanup	4	8/27/1991	Leaking Underground Storage Tanks
Spokane	3	5	64	723	CITY OPERATIONS COMPLEX	SPOKANE	Awaiting Cleanup	3	2/20/1996	Vehicle & Equipment Maintenance

Hazardous Sites List (HSL) Information

County	Leg. District	Congress. District	CSID	FSID	Cleanup Site Name	City	Site Status	RANK	Date Added to HSL	Site Description / Source of Contamination / Category
Spokane	3	5	3281	2539137	Saltys at the Falls	SPOKANE	Awaiting Cleanup	5	8/17/2004	Landfills and Hazardous Waste Facilities
Spokane	3	5	1187	683	SIRTI	SPOKANE	Awaiting Cleanup	5	2/18/1997	Misc Industrial & Commercial Activities
Spokane	3	5	2393	9706420	SPOKANE INTL RR MAINTENANCE FAC	SPOKANE	Awaiting Cleanup	5	8/18/2010	Bulk Fuel Storage and Handling
Spokane	3	5	780	736	BNRR TAYLOR EDWARDS Whse	SPOKANE	Cleanup Complete-Active O&M/Monitoring	3	2/17/1998	Smelters & Foundries
Spokane	3	5	1023	650	City Parcel	SPOKANE	Cleanup Complete-Active O&M/Monitoring	2	8/31/1999	Salvage Yards
Spokane	3	5	3512	31739484	Avista Corp Spokane Service Center	SPOKANE	Cleanup Started	5	8/18/1998	Vehicle & Equipment Maintenance
Spokane	3	5	913	737	BNRR TAYLOR EDWARDS A	SPOKANE	Cleanup Started	3	8/14/2009	Smelters & Foundries
Spokane	3	5	3243	98615712	BNSF Railway Black Tank Property	SPOKANE	Cleanup Started	3	2/27/2001	Bulk Fuel Storage and Handling
Spokane	3	5	6550	16256288	CARNATION DAIRIES SPOKANE	SPOKANE	Cleanup Started	5	2/15/2013	Leaking Underground Storage Tanks
Spokane	3	5	4966	746	DIVINE 11 MIDCITY	SPOKANE	Cleanup Started	5	2/27/2012	Leaking Underground Storage Tanks
Spokane	3	5	8593	28624855	GREYHOUND LINES INC SPOKANE	SPOKANE	Cleanup Started	5	8/12/2014	Leaking Underground Storage Tanks
Spokane	3	5	1234	687	KOCH MATERIALS TRENT AVE	SPOKANE	Cleanup Started	3	8/17/1992	Bulk Fuel Storage and Handling
Spokane	3	5	3229	16655424	SemMaterials LP Spokane	SPOKANE	Cleanup Started	3	2/21/1995	Bulk Fuel Storage and Handling, Misc Industrial & Commercial Activities
Spokane	3	5	4959	691	SICILIA TRUCKING	SPOKANE	Cleanup Started	3	2/23/1993	Leaking Underground Storage Tanks
Spokane	3	5	3217	4235787	Spokane City Central Park Maintenance Pro	SPOKANE	Cleanup Started	5	2/27/2012	Misc Industrial & Commercial Activities
Spokane	3	5	1225	674	SPOKANE FIRE DEPT TRAINING FAC	SPOKANE	Cleanup Started	3	3/8/1994	Other
Spokane	3	5	1340	12835	Sprague Pest Control	SPOKANE	Cleanup Started	3	8/19/1997	Pesticide Handling
Spokane	3	5	8398	23886367	UNOCAL SS-4986	SPOKANE	Cleanup Started	5	6/11/2019	Leaking Underground Storage Tanks
Spokane	3	5	10563	79536166	WARREN LITTLE LUND BLDG	SPOKANE	Cleanup Started	3	8/20/2012	Leaking Underground Storage Tanks
Spokane	3	5	1133	627	Aluminum Recycling Corp	SPOKANE	Construction Complete-Performance Monitoring	2	8/27/1991	Smelters & Foundries
Spokane	3	5	1371	960924	BNSF Hillyard Lead Soil Site	SPOKANE	Construction Complete-Performance Monitoring	1	8/29/2003	Bulk Fuel Storage and Handling
Spokane	3	5	1318	676	BNSF PARKWATER RAILYARD	SPOKANE	Construction Complete-Performance Monitoring	3	2/20/1996	Bulk Fuel Storage and Handling
Spokane	3	5	1082	630	General Electric Co	SPOKANE VALLEY	Construction Complete-Performance Monitoring	0	9/10/1990	Manufactured Gas; Power Generation

Hazardous Sites List (HSL) Information

County	Leg. District	Congress. District	CSID	FSID	Cleanup Site Name	City	Site Status	RANK	Date Added to HSL	Site Description / Source of Contamination / Category
Spokane	3	5	3509	84461527	HAMILTON STREET BRIDGE SITE	SPOKANE	Construction Complete-Performance Monitoring	3	8/17/1992	Manufactured Gas; Power Generation
Spokane	4	5	4	756	Minit Lube Cesspool	SPOKANE	Awaiting Cleanup	5	8/19/1997	Vehicle & Equipment Maintenance
Spokane	4	5	12179	1740049	Progress Elementary Undeveloped Land	VERADALE	Awaiting Cleanup	3	8/23/2006	Agricultural & Forestry Operations
Spokane	4	5	87	755	UPRR FANCHER RD E	SPOKANE	Awaiting Cleanup	3	2/17/1998	Vehicle & Equipment Maintenance
Spokane	4	5	3035	110	COLBERT LANDFILL	SPOKANE	Cleanup Complete-Active O&M/Monitoring	0	2/22/1995	Landfills and Hazardous Waste Facilities
Spokane	4	5	1019	631	Greenacres Landfill	LIBERTY LAKE	Cleanup Complete-Active O&M/Monitoring	0	9/10/1990	Landfills and Hazardous Waste Facilities
Spokane	4	5	4580	52126416	HOLCIM INC	SPOKANE VALLEY	Cleanup Complete-Active O&M/Monitoring	1	8/14/2009	Landfills and Hazardous Waste Facilities
Spokane	4	5	1081	628	Aluminum Recycling Trentwood	Spokane Valley	Cleanup Started	2	2/8/2008	Smelters & Foundries
Spokane	4	5	1268	629	ARGONNE ROAD	SPOKANE VALLEY	Cleanup Started	3	8/31/1990	Agricultural & Forestry Operations
Spokane	4	5	1134	638	BJ CARNEY & Co	SPOKANE	Cleanup Started	3	8/27/1991	Wood Treatment
Spokane	4	5	8120	16113296	BJS MUFFLER SHOP	SPOKANE	Cleanup Started	5	7/3/2014	Leaking Underground Storage Tanks
Spokane	4	5	7093	53481373	Kaiser Aluminum & Chemical Corporation	SPOKANE	Cleanup Started	2	8/28/2001	Smelters & Foundries
Spokane	4	5	1135	645	HEGLAR KRONQUIST	MEAD	Construction Complete-Performance Monitoring	2	8/23/2006	Smelters & Foundries
Spokane	6	5	1809	671	FOUR LAKES TIRE FIRE FLTF	FOUR LAKES	Awaiting Cleanup	5	8/27/1991	Landfills and Hazardous Waste Facilities
Spokane	6	5	1149	665	USAAC GEIGER FIELD GF005	SPOKANE	Awaiting Cleanup	4	8/17/1992	Military Facilities; Munitions Related
Spokane	6	5	3528	89233269	West Plains Groundwater Contam Area	AIRWAY HEIGHTS	Awaiting Cleanup	3	8/28/2001	Other
Spokane	6	5	2500	111	Northside Landfill	SPOKANE	Cleanup Complete-Active O&M/Monitoring	0	9/10/1990	Landfills and Hazardous Waste Facilities
Spokane	6	5	2501	118	USAF FAFB PR1 LTM	SPOKANE	Cleanup Complete-Active O&M/Monitoring	0	2/22/1995	Landfills and Hazardous Waste Facilities
Spokane	6	5	2303	123	USAF FAFB PR1 WW 1	SPOKANE	Cleanup Complete-Active O&M/Monitoring	0	2/22/1995	Misc Industrial & Commercial Activities
Spokane	6	5	2377	115	USAF FAFB PR2	SPOKANE	Cleanup Complete-Active O&M/Monitoring	0	2/22/1995	Vehicle & Equipment Maintenance
Spokane	6	5	10665	82768495	EVANS TEXACO	SPOKANE	Cleanup Started	5	8/10/2015	Leaking Underground Storage Tanks
Spokane	6	5	6808	88198717	HILLTOP CONOCO & GROCERY	SPOKANE	Cleanup Started	5	8/14/2009	Leaking Underground Storage Tanks
Spokane	6	5	1022	648	MARSHALL LANDFILL	MARSHALL	Cleanup Started	4	8/31/1990	Landfills and Hazardous Waste Facilities

Hazardous Sites List (HSL) Information

County	Leg. District	Congress. District	CSID	FSID	Cleanup Site Name	City	Site Status	RANK	Date Added to HSL	Site Description / Source of Contamination / Category
Spokane	6	5	11783	57551268	QWIK STOP 634	CHENEY	Cleanup Started	3	8/21/2013	Leaking Underground Storage Tanks
Spokane	6	5	1835	19894	SPOKANE ANG STA SWAMP DUMP	SPOKANE	Cleanup Started	2	8/19/1997	Landfills and Hazardous Waste Facilities
Spokane	6	5	1479	7114348	SPOKANE COUNTY MOTORSPORT PARK	AIRWAY HEIGHTS	Cleanup Started	2	12/31/2008	Vehicle & Equipment Maintenance
Spokane	6	5	6358	59798911	SUNSET FOOD MART	SPOKANE	Cleanup Started	5	2/17/2010	Leaking Underground Storage Tanks
Spokane	6	5	10163	68473329	TEXACO 605	SPOKANE	Cleanup Started	3	6/27/2014	Leaking Underground Storage Tanks
Spokane	6	5	3036	112	US AF FAIRCHILD AFB	SPOKANE	Cleanup Started	0	9/10/1990	Vehicle & Equipment Maintenance
Spokane	6	5	11326	98726688	US WEST MORAN CENTRAL OFFICE	SPOKANE	Cleanup Started	5	2/13/2014	NULL
Spokane	6	5	1271	661	USAAC GEIGER FIELD GF001	SPOKANE	Cleanup Started	2	8/17/1992	Military Facilities; Munitions Related
Spokane	6	5	1137	663	USAAC GEIGER FIELD GF003	SPOKANE	Cleanup Started	5	8/17/1992	Military Facilities; Munitions Related
Spokane	6	5	1233	664	USAAC GEIGER FIELD GF004	SPOKANE	Cleanup Started	3	8/17/1992	Military Facilities; Munitions Related
Spokane	6	5	1185	666	USAAC GEIGER FIELD GF006	SPOKANE	Cleanup Started	3	8/17/1992	Military Facilities; Munitions Related
Spokane	6	5	2283	114	USAF FAFB PR1	SPOKANE	Cleanup Started	0	9/10/1990	Landfills and Hazardous Waste Facilities
Spokane	6	5	2284	116	USAF FAFB PR3	SPOKANE	Cleanup Started	0	2/22/1995	Vehicle & Equipment Maintenance
Spokane	6	5	1188	16238241	WA AIR NATIONAL GUARD SPOKANE ELECTRIC	Spokane	Cleanup Started	3	3/8/1994	Military Facilities; Munitions Related
Spokane	6	5	2697	26770	WA NATIONAL GUARD FOUR LAKES	FAIRCHILD AFB	Cleanup Started	5	8/19/1997	Bulk Fuel Storage and Handling
Spokane	6	5	2084	15488433	Yellowstone Pipeline Co Fairchild Del Fa	SPOKANE	Cleanup Started	3	8/27/2002	Bulk Fuel Storage and Handling
Spokane	6	5	2376	113	US AF FAIRCHILD CRAIG RD LDFL	SPOKANE	Construction Complete-Performance Monitoring	0	2/22/1995	Landfills and Hazardous Waste Facilities
Spokane	6	5	2874	122	USAF FAFB PR1 FT 1	SPOKANE	Construction Complete-Performance Monitoring	0	2/22/1995	Chemical & Paint Manuf. & Distribution
Spokane	6	5	2679	120	USAF FAFB PR1 PS 2	SPOKANE	Construction Complete-Performance Monitoring	0	2/22/1995	Military Facilities; Munitions Related
Spokane	6	5	3010	58757186	USAF FAFB PR2 PS1	SPOKANE	Construction Complete-Performance Monitoring	0	2/22/1995	Vehicle & Equipment Maintenance
Spokane	7	5	3181	21329	Nine Mile Falls Campground	NINE MILE FALLS	Awaiting Cleanup	5	8/21/2013	Landfills and Hazardous Waste Facilities
Spokane	7	5	3	738	SPOKANE CO WATER DIST 3	MEAD	Awaiting Cleanup	2	2/25/2003	Agricultural & Forestry Operations
Spokane	7	5	1150	667	North Market St	SPOKANE	Cleanup Complete-Active O&M/Monitoring	0	9/10/1990	Bulk Fuel Storage and Handling

Hazardous Sites List (HSL) Information

County	Leg. District	Congress. District	CSID	FSID	Cleanup Site Name	City	Site Status	RANK	Date Added to HSL	Site Description / Source of Contamination / Category
Spokane	7	5	2901	3	CDC Mead LLC	MEAD	Cleanup Started	0	9/10/1990	Smelters & Foundries
Spokane	7	5	14615	702	URM Stores Creosote	SPOKANE	Cleanup Started	5	3/1/1994	Wood Products Manufacturing
Spokane	7	5	1141	702	URM Stores Inc	SPOKANE	Cleanup Started	5	3/8/1994	Leaking Underground Storage Tanks
Spokane	7	5	1270	654	US DOE BPA Bell Maintenance HQ	MEAD	Cleanup Started	3	3/8/1994	Manufactured Gas; Power Generation
Spokane	9	5	3225	8808522	Plaza Grange Supply	PLAZA	Awaiting Cleanup	5	12/18/2003	Bulk Fuel Storage and Handling
Spokane	9	5	43	735	UPRR TEKOA LINE SEGMENT 1	LATAH	Awaiting Cleanup	5	8/20/1996	Misc Industrial & Commercial Activities
Spokane	9	5	1020	633	Mica Landfill	MICA	Cleanup Complete-Active O&M/Monitoring	0	9/10/1990	Landfills and Hazardous Waste Facilities
Spokane	9	5	12540	77319379	Grain Handling Facility at Freeman	FREEMAN	Cleanup Started	0	9/29/2015	Agricultural & Forestry Operations
Spokane	9	5	1223	656	WESTERN FARM SERVICE INC LATAH HWY 27	LATAH	Cleanup Started	5	8/12/2004	Pesticide Handling
Spokane	9	5	4968	751	ROCKFORD GRAIN GRWRS ROCKFORD	ROCKFORD	Construction Complete-Performance Monitoring	5	2/18/1997	Leaking Underground Storage Tanks
Stevens	7	5	4778	2082586	BONANZA MINE LOWER MINE	EVANS	Awaiting Cleanup	4	8/3/2007	Mining & Drilling
Stevens	7	5	4307	6827492	BONANZA MINE UPPER MINE	EVANS	Awaiting Cleanup	4	8/3/2007	Mining & Drilling
Stevens	7	5	23	768	CARLSON DISTRIBUTING Co	COLVILLE	Awaiting Cleanup	5	8/28/2003	Bulk Fuel Storage and Handling
Stevens	7	5	4794	9125918	CLAYTON BULK PLANT	CLAYTON	Awaiting Cleanup	3	2/21/2007	Bulk Fuel Storage and Handling
Stevens	7	5	4452	99472564	GULL INDUSTRIES INC CHEWELAH	CHEWELAH	Awaiting Cleanup	5	8/18/2010	Leaking Underground Storage Tanks
Stevens	7	5	89	764	TELEPHONE UTILITIES CORP	CHEWELAH	Awaiting Cleanup	5	2/27/2012	Leaking Underground Storage Tanks
Stevens	7	5	47	767	LeRoi Co Smelter	NORTHPORT	Cleanup Complete-Active O&M/Monitoring	1	8/22/1995	Smelters & Foundries
Stevens	7	5	12339	6936654	Avista Utilities Kettle Falls	KETTLE FALLS	Cleanup Started	5	8/8/2014	Bulk Fuel Storage and Handling
Stevens	7	5	9934	62592393	BOISE CASCADE PLYWOOD PLANT	KETTLE FALLS	Cleanup Started	5	11/10/2014	Wood Products Manufacturing
Stevens	7	5	46	765	COLVILLE POST & POLES	COLVILLE	Cleanup Started	3	3/3/1994	Wood Treatment
Stevens	7	5	8618	29392677	DAWSON TRUCKING INC	VALLEY	Cleanup Started	5	2/27/2012	Leaking Underground Storage Tanks
Stevens	7	5	8542	27427285	FRUITLAND SERVICE	FRUITLAND	Cleanup Started	5	1/27/2015	Leaking Underground Storage Tanks
Stevens	7	5	8375	23435853	J & P'S SERVICE	VALLEY	Cleanup Started	3	2/1/2013	Leaking Underground Storage Tanks
Stevens	7	5	461	1554858	VAN STONE MINE	COLVILLE	Cleanup Started	1	2/21/2007	Mining & Drilling
Stevens	7	5	9440	49354234	WHITTEN OIL 1	COLVILLE	Cleanup Started	4	8/21/2013	Leaking Underground Storage Tanks

Hazardous Sites List (HSL) Information

County	Leg. District	Congress. District	CSID	FSID	Cleanup Site Name	City	Site Status	RANK	Date Added to HSL	Site Description / Source of Contamination / Category
Stevens	7	5	6991	98728759	HARTMAN OIL INC	COLVILLE	Construction Complete-Performance Monitoring	3	2/16/2011	Leaking Underground Storage Tanks
Stevens	7	5	88	762	L-Bar Site	CHEWELAH	Construction Complete-Performance Monitoring	4	3/8/1994	Smelters & Foundries
Stevens	7	5	783	761	MIDNIGHT MINE	WELLPINIT	Tracked by EPA	0	2/1/2000	Mining & Drilling
Thurston	2	10	4645	6802078	VALENTINE FYRST PROPERTY	YELM	Awaiting Cleanup	5	1/19/2005	Leaking Underground Storage Tanks
Thurston	2	10	168	1404	PATTISON LAKE EDB	LACEY	Cleanup Started	2	9/10/1990	Agricultural & Forestry Operations
Thurston	2	10	6636	75957582	TANGLEWILDE CHEVRON	OLYMPIA	Cleanup Started	3	1/15/2013	Leaking Underground Storage Tanks
Thurston	2	10	724	1387	Weyerhaeuser Co Box Plant	OLYMPIA	Cleanup Started	4	3/12/1991	Leaking Underground Storage Tanks, Misc Industrial & Commercial Activities
Thurston	20	10	1127	33626892	17936 LITTLEROCK ROAD SE DRUG LAB	ROCHESTER	Awaiting Cleanup	4	8/30/2002	Landfills and Hazardous Waste Facilities
Thurston	20	10	11662	6899	FABER & SONS RECYCLING ROCHESTER	ROCHESTER	Awaiting Cleanup	1	1/28/2013	Salvage Yards
Thurston	20	10	3313	6413759	PSE Blumaer Substation	TENINO	Awaiting Cleanup	5	6/30/2004	Manufactured Gas; Power Generation
Thurston	20	10	754	1391	CITIFOR Inc	OLYMPIA	Cleanup Complete-Active O&M/Monitoring	2	2/25/2002	Military Facilities; Munitions Related
Thurston	20	3	10554	79261422	JACK WILMARTH TRIANGLE GENERAL STORE	ROCHESTER	Cleanup Started	2	2/13/2012	Leaking Underground Storage Tanks
Thurston	20	3	6534	69859371	MOS MINI MART	CENTRALIA	Cleanup Started	2	8/10/2009	Leaking Underground Storage Tanks
Thurston	20	3	2362	25276751	Olympic Pipe Line Co Olympia Station	RAINIER	Cleanup Started	2	7/21/2003	Bulk Fuel Storage and Handling
Thurston	20	10	10223	70971197	PUGET SOUND POWER & LIGHT (TENINO BLUMEAR SUBSTATION)	TENINO	Cleanup Started	3	8/16/2011	Leaking Underground Storage Tanks
Thurston	20	10	6620	74873833	TENINO CORNER GROCERY	TENINO	Cleanup Started	2	7/21/2003	Leaking Underground Storage Tanks
Thurston	22	10	1419	4877728	8TH & CAPITOL INVESTIGATION	OLYMPIA	Awaiting Cleanup	3	10/30/2007	Other
Thurston	22	10	223	3749	BOULEVARD NURSERY	OLYMPIA	Awaiting Cleanup	2	1/16/2013	Agricultural & Forestry Operations
Thurston	22	10	1374	1158414	CAPITAL CITY STUDIOS	OLYMPIA	Awaiting Cleanup	3	6/11/2008	Vehicle & Equipment Maintenance
Thurston	22	10	1445	4081	CLARKE RESIDENCE	OLYMPIA	Awaiting Cleanup	5	1/25/2010	Leaking Underground Storage Tanks
Thurston	22	10	11658	4267	FRANKS PROPERTY	TUMWATER	Awaiting Cleanup	1	1/16/2013	Landfills and Hazardous Waste Facilities
Thurston	22	10	3098	12548811	HANDY PANTRY	OLYMPIA	Awaiting Cleanup	3	8/27/2013	Leaking Underground Storage Tanks
Thurston	22	10	3942	4017323	HAUMANN PROPERTY	OLYMPIA	Awaiting Cleanup	4	10/29/2008	Leaking Underground Storage Tanks
Thurston	22	10	635	19341958	Howards Cleaners	LACEY	Awaiting Cleanup	1	1/25/2010	Dry Cleaners

Hazardous Sites List (HSL) Information

County	Leg. District	Congress. District	CSID	FSID	Cleanup Site Name	City	Site Status	RANK	Date Added to HSL	Site Description / Source of Contamination / Category
Thurston	22	10	1449	6719	J & J SALVAGE DRUMS	OLYMPIA	Awaiting Cleanup	1	11/24/2015	Salvage Yards
Thurston	22	10	472	9945327	LACEY MARKET SQUARE	LACEY	Awaiting Cleanup	2	10/27/2015	Dry Cleaners
Thurston	22	10	295	1411	LACEY VALVE GRINDING	LACEY	Awaiting Cleanup	3	2/25/1992	Vehicle & Equipment Maintenance
Thurston	22	10	1764	16611	LOTT CONSTRUCTION PROJECT ROW MARTIN WAY	LACEY	Awaiting Cleanup	2	6/25/2015	Other
Thurston	22	10	3899	61129672	OLYMPIA CITY PUBLIC WORKS 7TH AVE	OLYMPIA	Awaiting Cleanup	5	8/1/2005	Vehicle & Equipment Maintenance
Thurston	22	10	1370	13510	OLYMPIA PORT OF TEXACO BULK STORAGE FACILITY	OLYMPIA	Awaiting Cleanup	3	8/9/2017	Bulk Fuel Storage and Handling
Thurston	22	10	1284	11334	PACIFIC PRIDE MARVIN RD	OLYMPIA	Awaiting Cleanup	2	1/25/2010	Spills
Thurston	22	10	2554	62357433	PHO OLYMPIA RESTAURANT UTILITY POLE	OLYMPIA	Awaiting Cleanup	5	8/8/2002	Leaking Underground Storage Tanks
Thurston	22	10	4809	1443	PUGET POWER ELD INLET SUBSTATION	OLYMPIA	Awaiting Cleanup	3	8/20/1996	Manufactured Gas; Power Generation
Thurston	22	10	147	1394	PUGET SOUND POWER & LIGHT	OLYMPIA	Awaiting Cleanup	5	8/27/1991	Manufactured Gas; Power Generation
Thurston	22	10	11531	4637	TUMWATER FALLS PARK RECLAIMED WATER LINES	TUMWATER	Awaiting Cleanup	2	8/27/2013	Discharges & Outfalls
Thurston	22	10	1832	19107	WA STATE DEPT INFORMATION SVCS OFFICE BLDG	OLYMPIA	Awaiting Cleanup	3	1/8/2014	Other
Thurston	22	10	4093	1429	WAREHOUSE ONE PORT	OLYMPIA	Awaiting Cleanup	5	8/18/1999	Vehicle & Equipment Maintenance
Thurston	22	10	11599	4470	Westfield Capital Mall Mervyns	OLYMPIA	Awaiting Cleanup	5	2/14/2012	Vehicle & Equipment Maintenance
Thurston	22	10	496	7496337	1203 EDISON ST NE	OLYMPIA	Cleanup Started	5	1/27/2006	Heating Oil Tank
Thurston	22	10	2917	2700509	1515 Division Nursery	OLYMPIA	Cleanup Started	2	10/15/2014	Misc Industrial & Commercial Activities
Thurston	22	10	7451	1851774	ARCO 4435	LACEY	Cleanup Started	3	8/16/2011	Leaking Underground Storage Tanks
Thurston	22	10	6823	89216524	ARNOLDS TEXACO SERVICE	OLYMPIA	Cleanup Started	3	8/27/2013	Leaking Underground Storage Tanks
Thurston	22	10	4076	69923242	BMT NORTHWEST AKA RELIABLE STEEL	OLYMPIA	Cleanup Started	1	11/30/2007	Metal Works
Thurston	22	10	10492	77633313	CAPITAL PLUMBING AND HEATING	OLYMPIA	Cleanup Started	2	7/8/2014	Leaking Underground Storage Tanks
Thurston	22	10	7662	5717399	Diamond Parking Lot-Chevron 9-0292	OLYMPIA	Cleanup Started	3	8/16/2011	Leaking Underground Storage Tanks
Thurston	22	10	407	5785176	EAST BAY REDEVELOPMENT	OLYMPIA	Cleanup Started	2	7/24/2008	Wood Products Manufacturing
Thurston	22	10	852	14214153	Eastside Laundry Allisons Norge Village	OLYMPIA	Cleanup Started	3	8/27/2002	Dry Cleaners

Hazardous Sites List (HSL) Information

County	Leg. District	Congress. District	CSID	FSID	Cleanup Site Name	City	Site Status	RANK	Date Added to HSL	Site Description / Source of Contamination / Category
Thurston	22	10	2397	9868921	EIGHTH AVENUE PARK	OLYMPIA	Cleanup Started	3	12/17/2014	NULL
Thurston	22	10	4240	1436	INDUSTRIAL PETROLEUM DISTRIBUTORS	OLYMPIA	Cleanup Started	1	8/15/1998	Bulk Fuel Storage and Handling
Thurston	22	10	8189	17891797	INTERCITY TRANSIT TREASURE CHEST	OLYMPIA	Cleanup Started	3	12/9/2013	Leaking Underground Storage Tanks
Thurston	22	10	8713	32538917	JACKPOT STATION 371	OLYMPIA	Cleanup Started	3	2/13/2012	Leaking Underground Storage Tanks
Thurston	22	10	7996	13693544	JACKS AUTO REPAIR	OLYMPIA	Cleanup Started	5	12/27/2013	Leaking Underground Storage Tanks
Thurston	22	10	6705	81599862	Jiffy Lube 2071	LACEY	Cleanup Started	3	8/11/2005	Leaking Underground Storage Tanks
Thurston	22	10	9502	51544116	KENS TIRE	OLYMPIA	Cleanup Started	3	2/14/2012	Leaking Underground Storage Tanks
Thurston	22	10	279	1416	LACEY LAUNDROMAT	LACEY	Cleanup Started	1	2/25/1992	Dry Cleaners
Thurston	22	10	10110	66969124	MCMAHANS FURNITURE	OLYMPIA	Cleanup Started	3	2/14/2012	Leaking Underground Storage Tanks
Thurston	22	10	7772	8050990	OLYMPIA CITY OF 4TH & SYLVESTER UTILITY CORRIDOR	OLYMPIA	Cleanup Started	3	8/9/2017	Leaking Underground Storage Tanks
Thurston	22	10	8573	28161364	OLYMPIA CITY OF HERITAGE PARK	OLYMPIA	Cleanup Started	3	1/26/2015	Leaking Underground Storage Tanks
Thurston	22	10	10884	87114236	OLYMPIA CITY OF MILLER CENTRAL	OLYMPIA	Cleanup Started	3	2/14/2012	Leaking Underground Storage Tanks
Thurston	22	10	3608	31651436	OLYMPIA CITY SEWER PUMP STATION	OLYMPIA	Cleanup Started	5	7/25/2006	Bulk Fuel Storage and Handling, Leaking Underground Storage Tanks
Thurston	22	10	8725	32728866	OLYMPIA SCHOOL DISTRICT BUS BARN	OLYMPIA	Cleanup Started	2	1/15/2013	Leaking Underground Storage Tanks
Thurston	22	10	6017	39211944	PERFORMANCE CORNER	OLYMPIA	Cleanup Started	3	8/10/2009	Leaking Underground Storage Tanks
Thurston	22	10	6535	69986581	PIT STOP OLYMPIA	OLYMPIA	Cleanup Started	2	8/21/2001	Leaking Underground Storage Tanks
Thurston	22	10	6011	38982928	PREMIER AUTO DETAIL	OLYMPIA	Cleanup Started	3	8/10/2009	Leaking Underground Storage Tanks
Thurston	22	10	6317	57194911	SECURED SAFE STORAGE	OLYMPIA	Cleanup Started	3	11/20/2015	Leaking Underground Storage Tanks
Thurston	22	10	4228	94656838	SOLID WOOD INC	OLYMPIA	Cleanup Started	2	6/11/2008	Wood Products Manufacturing
Thurston	22	10	1502	38893366	STOP N GO	OLYMPIA	Cleanup Started	3	12/14/2006	Vehicle & Equipment Maintenance
Thurston	22	10	5323	3567929	Taco Bell CHEVRON 96801	LACEY	Cleanup Started	2	5/6/2015	Other
Thurston	22	10	2324	24971643	Tacoma Smelter Plume Thurston County	NULL	Cleanup Started	0	8/20/2009	Smelters & Foundries
Thurston	22	10	11363	99585196	TUMWATER CITY HALL OLD 2ND AVE	TUMWATER	Cleanup Started	3	1/9/2014	Leaking Underground Storage Tanks
Thurston	22	10	4488	99997001	UNION OIL STATION	OLYMPIA	Cleanup Started	3	1/16/2013	Leaking Underground Storage Tanks
Thurston	22	10	5044	1439	UNOCAL SERVICE STATION 0266	OLYMPIA	Cleanup Started	3	1/25/2008	Leaking Underground Storage Tanks
Thurston	22	10	7969	12971522	WA GRANGE PARKING LOT CHEVRON	OLYMPIA	Cleanup Started	3	8/16/2011	Leaking Underground Storage Tanks

Hazardous Sites List (HSL) Information

County	Leg. District	Congress. District	CSID	FSID	Cleanup Site Name	City	Site Status	RANK	Date Added to HSL	Site Description / Source of Contamination / Category
Thurston	22	10	9320	46541472	WA ST CB&G STEAMPLANT	OLYMPIA	Cleanup Started	5	2/13/2012	Leaking Underground Storage Tanks
Thurston	22	10	4807	1425	WEST OLYMPIA LANDFILL	OLYMPIA	Cleanup Started	4	10/14/1992	Landfills and Hazardous Waste Facilities
Thurston	22	10	8012	13926362	ZITTLE'S JOHNSON POINT	OLYMPIA	Cleanup Started	3	11/20/2015	Leaking Underground Storage Tanks
Thurston	22	10	723	1385	CASCADE POLE INC MCFARLAND	OLYMPIA	Construction Complete-Performance Monitoring	1	9/10/1990	Wood Products Manufacturing
Thurston	22	10	4722	1446	Olympia Dry Cleaners	OLYMPIA	Construction Complete-Performance Monitoring	2	7/16/1998	Dry Cleaners
Thurston	22	10	4616	55237647	PALERMO WELLFIELD	TUMWATER	Tracked by EPA	0	8/19/1997	Dry Cleaners
Thurston	35	10	4243	6649361	BUCKEYE COURT GASOLINE SPILL	OLYMPIA	Awaiting Cleanup	1	2/2/2006	Spills
Thurston	35	10	2423	20682	Carlyon Beach Homeowners Shop	OLYMPIA	Awaiting Cleanup	5	1/28/2013	Other
Thurston	35	10	662	1388	CEDAR CREEK CORRECTIONS DNR	LITTLEROCK	Awaiting Cleanup	2	9/10/1990	Leaking Underground Storage Tanks, Spills, Wood Treatment
Thurston	35	10	158	243	EDB 1 THURSTON COUNTY	OLYMPIA	Awaiting Cleanup	2	2/22/1995	Agricultural & Forestry Operations
Thurston	35	10	2841	2472085	EVERGREEN SPORTSMAN CLUB	OLYMPIA	Awaiting Cleanup	3	9/4/2015	Other
Thurston	35	10	691	1401	RHODES CHEMICAL CO	ROCHESTER	Awaiting Cleanup	3	8/27/1991	Pesticide Handling
Thurston	35	10	726	1402	RHODES CHEMICAL CO BARN	ROCHESTER	Awaiting Cleanup	3	8/27/1991	Pesticide Handling
Thurston	35	10	4066	53914154	US WEST CAPITOL PEAK	OLYMPIA	Awaiting Cleanup	5	1/1/1997	Spills
Thurston	35	10	3338	6280479	WA DNR TRIANGLE PIT	ROCHESTER	Awaiting Cleanup	4	6/30/2004	Military Facilities; Munitions Related
Thurston	35	10	11229	95968867	ASTRO WESTERN 617	OLYMPIA	Cleanup Started	2	8/16/2011	Leaking Underground Storage Tanks
Thurston	35	10	7103	58655568	EVERGREEN SHORES GROCERY	OLYMPIA	Cleanup Started	2	8/8/2002	Leaking Underground Storage Tanks
Thurston	35	10	2120	57665495	JOHNS AUTO WRECKING aka Havens Estate Investments, LLC	OLYMPIA	Cleanup Started	1	2/4/2004	Salvage Yards
Thurston	35	10	6110	45376764	OLYMPIA CHEVRON - YELM HWY	OLYMPIA	Cleanup Started	3	12/26/2013	Leaking Underground Storage Tanks
Thurston	35	10	8950	37814287	SUMMIT LAKE BP	OLYMPIA	Cleanup Started	2	2/14/2012	Leaking Underground Storage Tanks
Thurston	35	10	3380	8786341	WA DNR WEBSTER NURSERY	TUMWATER	Cleanup Started	3	1/23/1999	Agricultural & Forestry Operations
Thurston	35	10	5037	1420	BLACK LAKE GROCERY	OLYMPIA	Construction Complete-Performance Monitoring	2	8/25/1992	Leaking Underground Storage Tanks
Wahkiakum	19	3	10171	68575262	WAHKIAKUM CO RD DEPT SHOP 3	ROSBURG	Cleanup Started	3	5/27/2014	Leaking Underground Storage Tanks

Hazardous Sites List (HSL) Information

County	Leg. District	Congress. District	CSID	FSID	Cleanup Site Name	City	Site Status	RANK	Date Added to HSL	Site Description / Source of Contamination / Category
Walla Walla	16	5	413	7848414	MUIRHEAD SALVAGE YARD	WALLA WALLA	Awaiting Cleanup	4	12/31/2008	Salvage Yards
Walla Walla	16	5	224	4853	PACIFICORP DELL AVE	WALLA WALLA	Awaiting Cleanup	5	8/27/2002	Manufactured Gas; Power Generation
Walla Walla	16	5	685	775	WHITMAN COLLEGE	WALLA WALLA	Awaiting Cleanup	5	8/22/1995	Leaking Underground Storage Tanks
Walla Walla	16	5	3956	11293827	Schwerin Concaves Walla Walla	WALLA WALLA	Cleanup Started	2	8/29/2000	Metal Works
Walla Walla	16	5	4121	1367331	Stubblefield Salvage Yard	WALLA WALLA	Cleanup Started	1	8/3/2007	Spills
Walla Walla	16	5	5527	11366714	Unocal SS 0191	WALLA WALLA	Cleanup Started	4	8/31/2016	Leaking Underground Storage Tanks
Walla Walla	16	5	72	777	US WEST COMMUNICATIONS	WALLA WALLA	Cleanup Started	5	8/21/2013	Leaking Underground Storage Tanks
Walla Walla	16	5	4971	779	WA DOC WASHINGTON STATE PENITENTIARY	WALLA WALLA	Cleanup Started	3	8/22/1995	Landfills and Hazardous Waste Facilities
Whatcom	40	2	4510	2877	Tollycraft Yachts Corp	BELLINGHAM	Awaiting Cleanup	2	8/25/1992	Misc Industrial & Commercial Activities
Whatcom	40	2	9769	57331434	Bellingham Public Works Old Gas Station	BELLINGHAM	Cleanup Started	5	8/21/2015	Leaking Underground Storage Tanks
Whatcom	40	2	4607	2866	Brooks Manufacturing Co	BELLINGHAM	Cleanup Started	5	2/20/1996	Misc Industrial & Commercial Activities
Whatcom	40	2	220	2913	Cornwall Avenue Landfill	BELLINGHAM	Cleanup Started	2	8/30/1992	Landfills and Hazardous Waste Facilities
Whatcom	40	2	193	2922	Harris Avenue Shipyard	BELLINGHAM	Cleanup Started	2	8/22/1995	Marine Services
Whatcom	40	2	3928	2870	RG Haley Intl Corp	BELLINGHAM	Cleanup Started	3	8/25/1992	Wood Treatment
Whatcom	40	2	4606	2865	South State Street MGP	BELLINGHAM	Cleanup Started	1	8/27/1991	Manufactured Gas; Power Generation
Whatcom	40	2	7693	6272758	Starvin Sams 2	BELLINGHAM	Cleanup Started	5	4/30/2015	Leaking Underground Storage Tanks
Whatcom	40	2	8014	13938973	State Street Bellingham	BELLINGHAM	Cleanup Started	5	5/1/2015	Leaking Underground Storage Tanks
Whatcom	40	2	6154	47652753	Sudden Valley Resort	BELLINGHAM	Cleanup Started	5	2/17/2009	Leaking Underground Storage Tanks
Whatcom	40	2	828	2897	Sunshine Cleaners	BELLINGHAM	Cleanup Started	2	8/25/1992	Dry Cleaners
Whatcom	42	1	3514	36261687	American Recycling & Manufacturing	FERNDAL	Awaiting Cleanup	3	8/2/2002	Salvage Yards
Whatcom	42	1	1443	2920	B & B Paint Bennett Drive	BELLINGHAM	Awaiting Cleanup	5	2/27/2001	Chemical & Paint Manuf. & Distribution
Whatcom	42	2	411	7791293	BC CORP	BELLINGHAM	Awaiting Cleanup	3	8/14/2003	Landfills and Hazardous Waste Facilities
Whatcom	42	1	104	2900	Beacon Battery	CUSTER	Awaiting Cleanup	5	8/29/2000	Landfills and Hazardous Waste Facilities
Whatcom	42	1	1198	71836357	BURLINGTON NORTHERN RR ACME	ACME	Awaiting Cleanup	4	8/14/2003	Bulk Fuel Storage and Handling
Whatcom	42	1	1315	2911	CHRIS V 8 SHOP	CUSTER	Awaiting Cleanup	1	8/28/2001	Vehicle & Equipment Maintenance
Whatcom	42	1	3488	49669467	DIABLO DAM	DIABLO	Awaiting Cleanup	5	8/14/2003	Vehicle & Equipment Maintenance
Whatcom	42	1	829	2898	Georgia Pacific Airport Landfill	BELLINGHAM	Awaiting Cleanup	4	8/27/1991	Landfills and Hazardous Waste Facilities
Whatcom	42	2	2373	2899	GP BIO TREATMENT LAGOON	BELLINGHAM	Awaiting Cleanup	2	9/10/1990	Wood Products Manufacturing
Whatcom	42	2	2125	67117233	Knott Foundry	BELLINGHAM	Awaiting Cleanup	3	8/28/2001	Smelters & Foundries

Hazardous Sites List (HSL) Information

County	Leg. District	Congress. District	CSID	FSID	Cleanup Site Name	City	Site Status	RANK	Date Added to HSL	Site Description / Source of Contamination / Category
Whatcom	42	1	887	7738468	Montgomerys Auto Wrecking	BELLINGHAM	Awaiting Cleanup	2	1/25/2007	Salvage Yards
Whatcom	42	2	1035	9961698	Mt Baker Products Inc	BELLINGHAM	Awaiting Cleanup	4	2/8/2002	Manufactured Gas; Power Generation
Whatcom	42	1	173	2917	Northwest Pipeline Bellingham 2	SUMAS	Awaiting Cleanup	5	2/27/2001	Bulk Fuel Storage and Handling
Whatcom	42	1	4608	2879	OLIVINE CORP	BELLINGHAM	Awaiting Cleanup	3	8/2/2002	Landfills and Hazardous Waste Facilities
Whatcom	42	1	4044	21797146	ONeil Property	BLAINE	Awaiting Cleanup	3	8/17/2006	Vehicle & Equipment Maintenance
Whatcom	42	2	4562	2103926	Roeder Ave Inactive Tank Farm	BELLINGHAM	Awaiting Cleanup	3	8/19/2008	Bulk Fuel Storage and Handling
Whatcom	42	1	2525	3217596	SEATTLE CITY LIGHT LINE SHACK	NEWHALEM	Awaiting Cleanup	5	8/8/2011	Misc Industrial & Commercial Activities
Whatcom	42	1	598	19292573	Slater Rd Car Crushing	BELLINGHAM	Awaiting Cleanup	3	1/24/2003	Salvage Yards
Whatcom	42	1	2221	7083381	Star Rd Property	FERNDAL	Awaiting Cleanup	3	8/19/2008	Leaking Underground Storage Tanks
Whatcom	42	2	169	2885	Thompson Property	BELLINGHAM	Awaiting Cleanup	5	8/28/2001	Leaking Underground Storage Tanks
Whatcom	42	1	950	2919	Treoil Industries	FERNDAL	Awaiting Cleanup	2	2/27/2001	Bulk Fuel Storage and Handling
Whatcom	42	1	4229	94899685	Y Road Landfills	BELLINGHAM	Awaiting Cleanup	3	2/2/2005	Landfills and Hazardous Waste Facilities
Whatcom	42	1	945	2883	7-Eleven 20938	FERNDAL	Cleanup Started	3	7/6/2013	Leaking Underground Storage Tanks
Whatcom	42	1	4181	59526565	A & H Auto Dismantlers	FERNDAL	Cleanup Started	5	7/25/2014	Vehicle & Equipment Maintenance
Whatcom	42	1	216	2881	Alaska Packers Association	BLAINE	Cleanup Started	3	2/6/2015	Marine Services, Other
Whatcom	42	1	3545	68458243	American Wood Treaters Inc USA	SUMAS	Cleanup Started	4	8/22/2005	Wood Treatment
Whatcom	42	1	63	2888	Blaine Marina Inc	BLAINE	Cleanup Started	3	8/28/2001	Bulk Fuel Storage and Handling
Whatcom	42	1	183	1579941	Blaine Shipyard	BLAINE	Cleanup Started	3	8/17/2006	Marine Services
Whatcom	42	2	6089	43966326	BURLINGTON NORTHERN RR BELLINGHAM NORTH	BELLINGHAM	Cleanup Started	5	8/19/2008	Leaking Underground Storage Tanks
Whatcom	42	2	3418	2864	Central Waterfront	BELLINGHAM	Cleanup Started	2	8/22/1995	Bulk Fuel Storage and Handling
Whatcom	42	2	8836	35363194	Chevron 90619	BELLINGHAM	Cleanup Started	4	2/7/2018	Leaking Underground Storage Tanks
Whatcom	42	2	170	2892	Chevron Bellingham Terminal 100-1350	BELLINGHAM	Cleanup Started	2	2/17/1998	Bulk Fuel Storage and Handling
Whatcom	42	2	5205	2927	Colony Wharf	BELLINGHAM	Cleanup Started	4	2/17/1998	Wood Treatment
Whatcom	42	2	2279	14	Georgia Pacific West Bellingham	BELLINGHAM	Cleanup Started	5	9/10/1990	Wood Products Manufacturing
Whatcom	42	1	2101	2880472	Lake Terrell Wildlife Area	FERNDAL	Cleanup Started	5	2/19/2009	Leaking Underground Storage Tanks
Whatcom	42	1	102	2893	Laurel Station	BELLINGHAM	Cleanup Started	1	2/28/1992	Bulk Fuel Storage and Handling
Whatcom	42	1	1046	7551533	Little Squalicum Park	BELLINGHAM	Cleanup Started	1	2/5/2004	Discharges & Outfalls, Landfills and Hazardous Waste Facilities, Misc Industrial & Commercial Activities

Hazardous Sites List (HSL) Information

County	Leg. District	Congress. District	CSID	FSID	Cleanup Site Name	City	Site Status	RANK	Date Added to HSL	Site Description / Source of Contamination / Category
Whatcom	42	1	8067	14959123	LTI INC	LYNDEN	Cleanup Started	1	8/14/2018	Leaking Underground Storage Tanks
Whatcom	42	2	11191	95219425	Manjits Mini Mart	BELLINGHAM	Cleanup Started	5	8/8/2011	Leaking Underground Storage Tanks
Whatcom	42	1	6607	74391823	Midway Chevron & Mini Mart	LYNDEN	Cleanup Started	3	8/8/2011	Leaking Underground Storage Tanks
Whatcom	42	2	2611	31548623	Northwest Fuel Co	BELLINGHAM	Cleanup Started	3	8/19/2008	Bulk Fuel Storage and Handling
Whatcom	42	1	3838	2878	Northwest Pipeline GP Sumas C/S	SUMAS	Cleanup Started	3	2/27/2001	Bulk Fuel Storage and Handling
Whatcom	42	2	174	2928	Olivine Corp Hilton Ave	BELLINGHAM	Cleanup Started	3	2/17/1998	Mining & Drilling
Whatcom	42	1	9965	63414232	PAISANO PIZZA	DEMING	Cleanup Started	5	8/8/2011	Leaking Underground Storage Tanks
Whatcom	42	2	4780	2102240	Price Cutter Cleaners	BELLINGHAM	Cleanup Started	5	1/23/2009	Dry Cleaners
Whatcom	42	2	9629	54227486	Starvin Sams ARCO 8	BELLINGHAM	Cleanup Started	3	5/1/2015	Leaking Underground Storage Tanks
Whatcom	42	1	11325	98716497	TANK N TOTE	BLAINE	Cleanup Started	5	8/8/2011	Leaking Underground Storage Tanks
Whatcom	42	1	9532	52229743	WA DOT Mt Shuksan Maintenance	GLACIER	Cleanup Started	5	2/5/2015	Leaking Underground Storage Tanks
Whatcom	42	1	5378	5738775	WA DOT Parcel 114702	BELLINGHAM	Cleanup Started	2	8/6/2007	Leaking Underground Storage Tanks
Whatcom	42	2	1785	29583133	Weldcraft Steel & Marine	BELLINGHAM	Cleanup Started	1	2/7/2002	Marine Services
Whatcom	42	1	2205	66519819	Westman Marine Inc	BLAINE	Cleanup Started	1	2/24/2004	Marine Services
Whatcom	42	2	41	2891	Whatcom County Public Works G1 Yard	BELLINGHAM	Cleanup Started	3	8/22/1995	Vehicle & Equipment Maintenance
Whatcom	42	2	219	2899	Whatcom Waterway	BELLINGHAM	Cleanup Started	1	8/30/1991	Wood Products Manufacturing
Whatcom	42	1	947	2901	Wilder Landfill	FERNDAL	Cleanup Started	1	8/15/1990	Landfills and Hazardous Waste Facilities
Whatcom	42	2	6248	54298892	Yorkston Oil Bellingham	BELLINGHAM	Cleanup Started	5	8/6/2007	Leaking Underground Storage Tanks
Whatcom	42	1	152	193	EDB 3 Whatcom County Area A	LYNDEN	Construction Complete-Performance Monitoring	3	2/22/1995	Agricultural & Forestry Operations
Whatcom	42	2	253	2925	HOLLY ST LANDFILL	BELLINGHAM	Construction Complete-Performance Monitoring	2	8/22/1995	Landfills and Hazardous Waste Facilities
Whatcom	42	1	650	195	NW Transformer Harkness	EVERSON	Tracked by EPA	0	2/22/1995	Salvage Yards
Whatcom	42	1	619	194	NW TRANSFORMER MISSION POLE	EVERSON	Tracked by EPA	0	9/10/1990	Misc Industrial & Commercial Activities, Salvage Yards
Whatcom	42	1	3926	2861	OESER CO	BELLINGHAM	Tracked by EPA	0	8/27/1991	Wood Products Manufacturing
Whitman	9	5	1335	9768	Crop Production Services Inc St John	SAINT JOHN	Awaiting Cleanup	3	2/18/2000	Pesticide Handling
Whitman	9	5	689	807	INLAND POWER & LIGHT SPILL	COLFAX	Awaiting Cleanup	3	2/16/1999	Manufactured Gas; Power Generation
Whitman	9	5	50	801	UPRR TEKOA LINE SEGMENT 2	TEKOA	Awaiting Cleanup	4	8/31/1999	Mining & Drilling
Whitman	9	5	26	802	UPRR TEKOA LINE SEGMENT 3	TEKOA	Awaiting Cleanup	5	8/31/1999	Mining & Drilling

Hazardous Sites List (HSL) Information

County	Leg. District	Congress. District	CSID	FSID	Cleanup Site Name	City	Site Status	RANK	Date Added to HSL	Site Description / Source of Contamination / Category
Whitman	9	5	919	803	UPRR TEKOA LINE SEGMENT 4	GARFIELD	Awaiting Cleanup	5	8/31/1999	Mining & Drilling
Whitman	9	5	787	804	UPRR TEKOA LINE SEGMENT 5	GARFIELD	Awaiting Cleanup	4	8/31/1999	Mining & Drilling
Whitman	9	5	1296	805	UPRR TEKOA LINE SEGMENT 6	COLFAX	Awaiting Cleanup	4	8/31/1999	Mining & Drilling
Whitman	9	5	816	808	WA WSU Fulmer Hall Crawlspace	PULLMAN	Awaiting Cleanup	5	8/18/1998	Misc Industrial & Commercial Activities
Whitman	9	5	785	786	WA WSU LANDFILL	PULLMAN	Awaiting Cleanup	4	8/31/1990	Landfills and Hazardous Waste Facilities
Whitman	9	5	14553	75237695	Chevron Bulk Storage Facility Pullman	PULLMAN	Cleanup Started	3	8/18/1998	Bulk Fuel Storage and Handling
Whitman	9	5	1466	2932388	Dusty Farm Cooperative	DUSTY	Cleanup Started	3	3/26/2002	Agricultural & Forestry Operations
Whitman	9	5	4974	789	ENDICOTT SCHOOL DIST	ENDICOTT	Cleanup Started	4	8/27/1991	Leaking Underground Storage Tanks
Whitman	9	5	11182	94963786	LACROSSE SCHOOL DISTRICT	HAY	Cleanup Started	5	4/17/2017	NULL
Whitman	9	5	11557	21984243	NORTH COLFAX PETROLEUM CONTAMINATION SITE	COLFAX	Cleanup Started	3	8/3/2007	Leaking Underground Storage Tanks
Whitman	9	5	11156	94628417	SR 195 WIDENING PROJECT	COLFAX	Cleanup Started	5	8/7/2015	NULL
Whitman	9	5	786	797	WA WSU POWER PLANT OIL BULKING	PULLMAN	Cleanup Started	2	8/22/1995	Bulk Fuel Storage and Handling
Whitman	9	5	75	809	WA WSU ROAD PAINT SHOP	PULLMAN	Cleanup Started	3	2/16/1999	Chemical & Paint Manuf. & Distribution
Whitman	9	5	688	793	WA WSU SCRAP METAL YARD	PULLMAN	Cleanup Started	2	8/22/1995	Salvage Yards
Whitman	9	5	8	788	GARFIELD SCHOOL DISTRICT 302	GARFIELD	Construction Complete-Performance Monitoring	3	8/27/1991	Leaking Underground Storage Tanks
Whitman	9	5	4973	787	PALOUSE PRODUCERS	PALOUSE	Construction Complete-Performance Monitoring	1	8/27/1991	Leaking Underground Storage Tanks
Yakima	13	4	1666	54181479	Northwestern Fruit & Produce	SELAH	Awaiting Cleanup	5	2/20/2008	Agricultural & Forestry Operations
Yakima	14	4	1596	533	Kershaw Orchard	GLEED/YAKIMA	Awaiting Cleanup	5	2/21/1995	Agricultural & Forestry Operations
Yakima	14	4	3754	455	RAINIER PLASTICS CO	YAKIMA	Awaiting Cleanup	3	8/27/1991	Misc Industrial & Commercial Activities
Yakima	14	4	1597	548	TONYS AUTO REPAIR	YAKIMA	Awaiting Cleanup	1	6/29/1996	Vehicle & Equipment Maintenance
Yakima	14	4	865	569290	Whitney Elementary School	YAKIMA	Awaiting Cleanup	3	1/3/2007	Agricultural & Forestry Operations
Yakima	14	4	2251	3227646	Wilson Middle School	YAKIMA	Awaiting Cleanup	3	1/3/2007	Agricultural & Forestry Operations
Yakima	14	4	5993	38245986	Yakima Gull 1614	YAKIMA	Awaiting Cleanup	3	2/27/2001	Leaking Underground Storage Tanks
Yakima	14	4	3248	459	CMX Corp	YAKIMA	Cleanup Complete-Active O&M/Monitoring	3	8/27/1991	Misc Industrial & Commercial Activities

Hazardous Sites List (HSL) Information

County	Leg. District	Congress. District	CSID	FSID	Cleanup Site Name	City	Site Status	RANK	Date Added to HSL	Site Description / Source of Contamination / Category
Yakima	14	4	3400	484	NU WAY Cleaners Yakima	YAKIMA	Cleanup Complete-Active O&M/Monitoring	1	8/27/1991	Dry Cleaners, Heating Oil Tank
Yakima	14	4	3664	445	Yakima Valley Spray	YAKIMA	Cleanup Complete-Active O&M/Monitoring	1	8/27/1990	Pesticide Handling
Yakima	14	4	4263	22625296	201 W YAKIMA AVE	YAKIMA	Cleanup Started	5	8/28/2001	Heating Oil Tank
Yakima	14	4	3639	479	Agri-Tech Yakima Steel Fabricators	YAKIMA	Cleanup Started	2	7/31/1991	Pesticide Handling
Yakima	14	4	7019	498	Consolidated Freightways	YAKIMA	Cleanup Started	4	3/12/1991	Leaking Underground Storage Tanks
Yakima	14	4	1941	554	Fifth Wheel Truck Repair	YAKIMA	Cleanup Started	3	10/16/1996	Vehicle & Equipment Maintenance
Yakima	14	4	4194	444	Frank Wear Cleaners	YAKIMA	Cleanup Started	1	8/27/1991	Dry Cleaners
Yakima	14	4	4930	510	Haas Fruit Whse	YAKIMA	Cleanup Started	5	8/23/2006	Leaking Underground Storage Tanks
Yakima	14	4	4927	502	Hahn Motor Company	YAKIMA	Cleanup Started	3	3/12/1991	Leaking Underground Storage Tanks
Yakima	14	4	4928	505	Pit Stop Naches	NACHES	Cleanup Started	3	2/25/1992	Leaking Underground Storage Tanks
Yakima	14	4	882	3464749	Apple Valley Elementary School	YAKIMA	Construction Complete-Performance Monitoring	3	1/31/2006	Agricultural & Forestry Operations
Yakima	14	4	4361	476	BAY CHEMICAL	YAKIMA	Construction Complete-Performance Monitoring	2	8/27/1991	Chemical & Paint Manuf. & Distribution
Yakima	14	4	4359	458	Cameron Yakima Inc	YAKIMA	Construction Complete-Performance Monitoring	1	8/27/1991	Misc Industrial & Commercial Activities
Yakima	14	4	2677	102	FMC YAKIMA	YAKIMA	Tracked by EPA	0	9/10/1990	Pesticide Handling
Yakima	15	4	1253	10045	Eglet Surplus	ZILLAH	Awaiting Cleanup	4	3/25/1996	Landfills and Hazardous Waste Facilities
Yakima	15	4	5778	25977617	Fry Building	SUNNYSIDE	Awaiting Cleanup	3	7/19/2004	Leaking Underground Storage Tanks
Yakima	15	4	2347	535	Kelly Oil	YAKIMA	Awaiting Cleanup	3	9/7/1993	Bulk Fuel Storage and Handling
Yakima	15	4	1938	529	Residence Chambers	YAKIMA	Awaiting Cleanup	3	2/20/1996	Vehicle & Equipment Maintenance
Yakima	15	4	3640	497	Selah Dump	SELAH	Awaiting Cleanup	3	8/27/1991	Landfills and Hazardous Waste Facilities
Yakima	15	4	3397	465	SUNNYSIDE MUNICIPAL WELL	SUNNYSIDE	Awaiting Cleanup	3	8/28/1990	Other
Yakima	15	4	3401	499	Valley Dry Cleaners	SUNNYSIDE	Awaiting Cleanup	2	2/25/1992	Dry Cleaners
Yakima	15	4	3666	463	Yakima Old City Landfill	YAKIMA	Awaiting Cleanup	5	8/19/1997	Landfills and Hazardous Waste Facilities
Yakima	15	4	3628	464	Zwight Logging	YAKIMA	Awaiting Cleanup	3	8/27/1991	Vehicle & Equipment Maintenance
Yakima	15	4	4931	511	Alders Chevron	Yakima	Cleanup Started	2	9/7/1993	Leaking Underground Storage Tanks
Yakima	15	4	3641	504	Bee Jay Scales	SUNNYSIDE	Cleanup Started	1	2/25/1992	Pesticide Handling
Yakima	15	4	2564	92688321	Bissell Distributing	YAKIMA	Cleanup Started	5	8/28/2001	Bulk Fuel Storage and Handling
Yakima	15	4	6304	56531667	Bleyhl Farm Service Sunnyside	SUNNYSIDE	Cleanup Started	3	7/19/2004	Leaking Underground Storage Tanks

Hazardous Sites List (HSL) Information

County	Leg. District	Congress. District	CSID	FSID	Cleanup Site Name	City	Site Status	RANK	Date Added to HSL	Site Description / Source of Contamination / Category
Yakima	15	4	5800	27377292	Buena Labor Camp	BUENA	Cleanup Started	2	7/29/2013	Leaking Underground Storage Tanks
Yakima	15	4	3124	4275364	Bush Property	YAKIMA	Cleanup Started	5	7/31/1999	Heating Oil Tank
Yakima	15	4	4925	492	CASCADE NATURAL GAS	SUNNYSIDE	Cleanup Started	1	8/27/1991	Leaking Underground Storage Tanks
Yakima	15	4	4936	526	Circle L	SUNNYSIDE	Cleanup Started	1	3/9/1993	Leaking Underground Storage Tanks
Yakima	15	4	3627	451	Cliffs Battery Service	SUNNYSIDE	Cleanup Started	4	2/25/1992	Salvage Yards
Yakima	15	4	5297	2774629	Fred Dills Property	BUENA	Cleanup Started	2	7/29/2013	Leaking Underground Storage Tanks
Yakima	15	4	7073	26981244	Gearjammer Truck Plaza	UNION GAP	Cleanup Started	5	12/26/2002	Leaking Underground Storage Tanks
Yakima	15	4	5818	28575673	Gold Nugget Market	BUENA	Cleanup Started	5	9/7/1993	Leaking Underground Storage Tanks
Yakima	15	4	3853	1927	Interstate 82 Exit 33A Yakima City Landfill	YAKIMA	Cleanup Started	5	8/19/1997	Landfills and Hazardous Waste Facilities
Yakima	15	4	4918	468	Johnnys Texaco	SUNNYSIDE	Cleanup Started	4	9/10/1990	Leaking Underground Storage Tanks
Yakima	15	4	4921	473	Kelloggs Korner	Sunnyside	Cleanup Started	1	8/27/1991	Leaking Underground Storage Tanks
Yakima	15	4	4924	491	La Rosita Bakery	SUNNYSIDE	Cleanup Started	2	8/27/1991	Leaking Underground Storage Tanks
Yakima	15	4	3667	470	Manhole 34	SUNNYSIDE	Cleanup Started	1	3/12/1991	Leaking Underground Storage Tanks
Yakima	15	4	6057	42788675	MOXEE POTW	MOXEE	Cleanup Started	3	6/11/2013	Leaking Underground Storage Tanks
Yakima	15	4	3759	494	Northwest Truck Repair & Salvage Inc	UNION GAP	Cleanup Started	3	8/27/1991	Vehicle & Equipment Maintenance
Yakima	15	4	4933	520	Pik A Pop 11	SUNNYSIDE	Cleanup Started	3	3/9/1993	Leaking Underground Storage Tanks
Yakima	15	4	4938	534	Roza Irrigation District	SUNNYSIDE	Cleanup Started	3	9/3/1993	Leaking Underground Storage Tanks, Vehicle & Equipment Maintenance
Yakima	15	4	5314	3257529	Sharps Automotive Service	MOXEE	Cleanup Started	3	7/31/2012	Leaking Underground Storage Tanks
Yakima	15	4	3402	501	SNIPES MOUNTAIN LANDFILL	SUNNYSIDE	Cleanup Started	4	8/27/1991	Landfills and Hazardous Waste Facilities
Yakima	15	4	4358	457	Terrace Heights Landfill Pesticide Dump	YAKIMA	Cleanup Started	4	2/21/1995	Landfills and Hazardous Waste Facilities
Yakima	15	4	7020	514	Texaco Bulk Plant	GRANDVIEW	Cleanup Started	2	3/8/1994	Leaking Underground Storage Tanks
Yakima	15	4	4919	469	Tiger Oil 24th Ave & W Nob Hill	YAKIMA	Cleanup Started	1	8/27/1991	Leaking Underground Storage Tanks
Yakima	15	4	4922	477	Tiger Oil N 1st St Fmr 6013	YAKIMA	Cleanup Started	3	8/27/1991	Leaking Underground Storage Tanks
Yakima	15	4	2625	53365837	UNOCAL 76	YAKIMA	Cleanup Started	2	2/29/2000	Bulk Fuel Storage and Handling
Yakima	15	4	1907	539	Unocal Bulk Plant 0766	SUNNYSIDE	Cleanup Started	1	3/8/1994	Bulk Fuel Storage and Handling
Yakima	15	4	4381	95421291	Valley Junk	YAKIMA	Cleanup Started	3	7/31/1999	Salvage Yards
Yakima	15	4	4942	541	WA DOT UNION GAP DISTRICT SITE	UNION GAP	Cleanup Started	3	3/8/1994	Leaking Underground Storage Tanks
Yakima	15	4	1470	5075703	Barge Lincoln Elementary School	YAKIMA	Construction Complete-Performance Monitoring	3	1/3/2007	Agricultural & Forestry Operations

Hazardous Sites List (HSL) Information

County	Leg. District	Congress. District	CSID	FSID	Cleanup Site Name	City	Site Status	RANK	Date Added to HSL	Site Description / Source of Contamination / Category
Yakima	15	4	4444	17964725	Bay Zinc Co Inc	Moxee	Construction Complete- Performance Monitoring	2	8/1/2002	Pesticide Handling
Yakima	15	4	415	9465028	Hoover Elementary School	YAKIMA	Construction Complete- Performance Monitoring	3	1/3/2007	Agricultural & Forestry Operations
Yakima	15	4	2301	105	US ARMY Yakima Training Center	YAKIMA	Construction Complete- Performance Monitoring	2	8/22/1995	Military Facilities; Munitions Related