

# Criminal penalty fees related to sexual exploitation crimes



Per RCW 43.280.100

COMMUNITY SERVICES AND  
HOUSING DIVISION

December 1, 2021

Report to the Legislature

Lisa Brown, Director

# Acknowledgments

## Washington State Department of Commerce

Diane Klontz, assistant director, Community Services and Housing Division

Rick Torrance, managing director, Office of Crime Victims Advocacy

Alice Zillah, section manager, Research Services, Community Assistance and Research Unit

Becca Duncan, research project coordinator, Research Services, Community Assistance and Research Unit

---

## Washington State Department of Commerce

Rick Torrance, managing director

360-725-2059

[richard.torrance@commerce.wa.gov](mailto:richard.torrance@commerce.wa.gov)

OFFICE OF CRIME VICTIMS ADVOCACY

1011 Plum St. SE

P.O. Box 42525

Olympia, WA 98504-2525

[www.commerce.wa.gov](http://www.commerce.wa.gov)

For people with disabilities, this report is available on request in other formats. To submit a request, please call 360-725-4000 (TTY 360-586-0772)

# Table of Contents

Executive summary .....	2
Introduction .....	3
Fee assessments and crime rates.....	6
How jurisdictions reported expending the funds .....	13
Appendix A: Distribution of criminal penalty fees .....	15
Appendix B: Courts with convictions for applicable charges.....	16
Appendix C: King County's approach.....	19

# Executive summary

## Overview

In 2013, the Washington State Legislature passed [Chapter 121, Laws of 2013 \(ESHB 1291\)](#), which levied additional fees on the crime of commercial sexual abuse of a minor and other sexual exploitation crimes. The fees, ordered on persons convicted of crimes, are in addition to other criminal penalties, including statutory fines and jail time. Local jurisdictions retain most of the revenue from these fees to fund preventative efforts, services for victims and law enforcement activities to reduce the commercial sale of sex. Judges may reduce some of the fees by up to two-thirds if the judge finds, on the record, that a defendant cannot pay. However, courts may not entirely waive any of the fees. [RCW 43.280.100](#) directs the Washington State Department of Commerce (Commerce) to:

*[P]repare and submit an annual report to the legislature on the amount of revenue collected by local jurisdictions under [RCW 9.68A.105](#), [9A.88.120](#), or [9A.88.140](#) and the expenditure of that revenue.*

The three statutes listed above levy fees on convictions related to prostitution and the commercial sexual exploitation of children. The specifics of these fees are discussed in more detail in Table 1: Statutes Modified by Chapter 121, Laws of 2013 (see page 4).

This report, for state fiscal year 2021, is the eighth annual report prepared by Commerce on the fee revenue and expenditures related to this set of crimes. The full statutory requirement for this report is in the Introduction.

## Key findings

In state fiscal year 2021:

- Courts assessed \$334,761 in fees, but the collected fees were only \$159,803.
- Law enforcement officers made 351 fewer arrests for sexual exploitation crimes than the previous year. In addition, there were 41 fewer convictions for such crimes compared to state fiscal year 2020.
- Less than one third (32%) of the courts that handed down convictions for sexual exploitation crimes levied the required fees.
- On balance, Washington state courts levied 57% of the total penalty fees possible for convictions of sexual exploitation crimes. However, most of the amounts levied were in King County. Excluding King County, Washington courts levied only 7% of the total penalty fees possible for convictions of sexual exploitation crimes.
- As in prior years, courts in King County both levied and collected most of the fees – 96% and 93% of the totals, respectively.
- Due to delays in court proceedings in the past year, some individuals arrested in state fiscal year 2021 likely have not yet begun court proceedings, which may skew the analysis.

## Conclusion

As in recent years, it does not appear that courts are ordering persons convicted of crimes to pay the amounts that statutes require for their crimes. It is beyond the scope of this report to investigate why many courts are not imposing these fees. However, further research and judicial outreach could lead to a better understanding of why courts do not consistently levy the fees.

# Introduction

## Background on revenue collection

The three statutes listed under RCW 43.280.100 (RCW [9.68A.105](#), [9A.88.120](#), or [9A.88.140](#)) levy fees on convictions related to prostitution and the commercial sexual exploitation of children. The fees are in addition to other penalties, including statutory fines and jail time. Courts levy the fees on persons convicted of crimes who have entered into a statutory or non-statutory diversion agreement<sup>1</sup> because of arrests for one of the applicable crimes. Table 1 lists the statutes, the additional penalty and the crimes to which the penalty applies.

Statutes 9.68A.105, 9A.88.120, and 9A.88.140 describe how jurisdictions must use the revenue from the fees collected:

- Cities and counties must spend at least 50% of the revenue on prevention and rehabilitation services for victims. Prevention includes education programs for persons convicted of crimes, such as accountability programs,<sup>2</sup> which provide curriculum on the sexual exploitation of people, legal ramifications, and confronting and healing from negative behaviors. Victims' rehabilitative services include mental health and substance abuse counseling, parenting skills, housing relief, education, vocational training, drop-in centers, and employment counseling.
- Jurisdictions may use up to 48% of revenue for local efforts to reduce the commercial sale of sex, including but not limited to increasing enforcement of commercial sex laws.
- Two percent of the revenue must be remitted quarterly to Commerce, along with a report detailing the fees assessed, the revenue received and how it was spent.

Judges may reduce some of the fees if the court finds, on the record, that the defendant does not have the ability to pay the fee. However, judges may only reduce the fee by up to two-thirds in those cases.

Courts may not make any reductions to the fees attached to vehicle impoundment. Impounding agencies collect these fees if a law enforcement officer impounds a vehicle used in the commission of a commercial sexual abuse of a minor crime, prostitution-related crime, or if other conditions are met. The owner must pay the fee before redeeming the vehicle. However, if the defendant is subsequently found not guilty of the crime, the defendant is entitled to a fee refund.

---

<sup>1</sup> RCW 9A.88.120 defines statutory or non-statutory agreement as an agreement under RCW 13.40.080 or any written agreement between a person accused of an offense and a court, county, or city prosecutor, whereby the person agrees to fulfill certain conditions in lieu of prosecution.

<sup>2</sup> Programs like this are sometimes called "john schools," but this term is not survivor informed. Some accountability programs may still have titles including "johns" or "men," but it is important to note that not all buyers are men, just as not all victims of sexual exploitation are women.

Table 1: Statutes modified by Chapter 121, Laws of 2013

Statute	Additional penalty amount	Crimes to which penalty applies	Amount by which penalty can be reduced	
9.68A.105	\$5,000	9.68A.100 – Commercial sexual abuse of a minor (CSAM) 9.68A.101 – Promoting CSAM 9.68A.102 – Promoting travel for CSAM	The court may not reduce, waive, or suspend payment of all or part of the fee assessed unless it finds, on the record, that the adult defendant does not have the ability to pay, in which case it may reduce the fee by an amount up to two-thirds of the maximum allowable fee.	
9A.88.120	\$50	9A.88.010 – Indecent exposure		
	\$50	9A.88.030 – Prostitution		
	1st offense	\$1,500		9A.88.090 – Permitting prostitution 9A.88.110 – Patronizing a prostitute
	2nd offense	\$2,500		
	3rd and subsequent offenses	\$5,000		
	1st offense	\$3,000		9A.88.070 – Promoting prostitution in the first degree 9A.88.080 – Promoting prostitution in the second degree
	2nd offense	\$6,000		
3rd and subsequent offenses	\$10,000			
9A.88.140	\$500	9A.88.140 – Vehicle impoundment fine for: 9A.88.110 – Patronizing a prostitute 9A.88.070 – Promoting prostitution in the first degree 9A.88.080 – Promoting prostitution in the second degree 9A.88.085 – Promoting travel for prostitution	May not be waived or reduced	

Statute	Additional penalty amount	Crimes to which penalty applies	Amount by which penalty can be reduced
	\$2,500	9A.88.140 – Vehicle impoundment fine for: 9.68A.100 – CSAM 9.68A.101 – Promoting CSAM 9.68A.102 – Promoting travel for CSAM	

## Fee assessments and crime rates

In state fiscal year 2021, 53 courts in Washington handed down convictions for crimes that bear the additional penalty fees. Of these, 17 courts – just 32% – levied the statutorily-required fees. This discrepancy indicates that many courts in Washington are not assessing the fees or are levying only a fraction of what they could. In addition, only 14 courts received revenue this fiscal year, some of which was for crimes committed in previous years.

In state fiscal year 2021, several counties had wide discrepancies in fee assessment:

- King County Superior Court, which levies and collects more fees than most courts, assessed \$207,375 in fees. This is over two-thirds of the maximum possible fees in fiscal year 2021 (\$281,150).
- King County collected \$148,654.87 total in fees.
- Pierce County Superior Court had 21 convictions for relevant crimes, six of which were promoting prostitution in the first and second degree, each carrying a \$3,000 fee. The maximum possible collection was \$35,560 across all Pierce County Superior Court convictions. However, the court only levied \$3,050 for all cases in fiscal year 2021.
- In Spokane County, there were eight convictions of promoting prostitution in the first and second degree, resulting in \$24,000 total possible fees. However, only \$50 in additional fees were levied in the county.

Overall, courts assessed 57% of the total possible fee amount – \$159,803 of a potential \$281,150. As in previous years, courts in King County both levied and collected most of the fees. Excluding King County, other Washington courts assessed just 7% of the total possible fee amount – \$11,148 of a potential \$169,150. It is beyond the scope of this report to investigate why many courts are not imposing these fees.

Table 2 on the follow page lists the number of arrests and convictions for the relevant crimes, the maximum possible fees that could be assessed based on conviction data, the actual fees assessed, and the fees collected for each county in Washington. [Appendix B](#) contains a complete list of all courts that imposed convictions for the applicable crimes, the amounts assessed and the amounts collected.

Regarding the data and reporting, an arrest made in one year can lead to a case that takes more than a year to prosecute and resolve, explaining why the fees assessed may exceed the maximum possible fees and why some of the fees collected may be greater than fees assessed.



Table 2: Arrests, convictions and fees by county - state fiscal year 2021

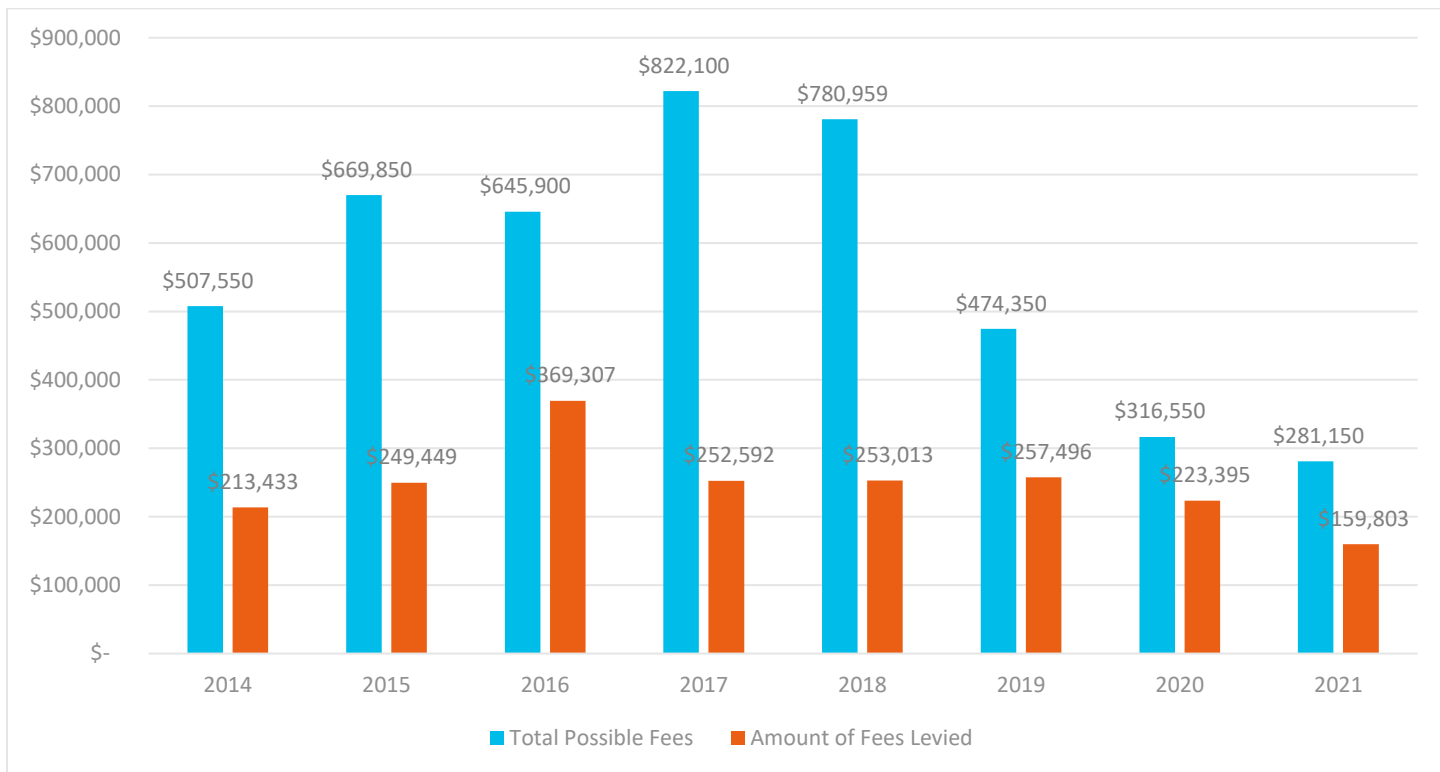
County	Arrests for applicable charges	Convictions for applicable charges	Maximum possible fees <sup>3</sup>	Fees assessed	Fees collected
Adams	0	0	\$0.00	\$0.00	\$0.00
Asotin	5	1	\$50.00	\$0.00	\$0.00
Benton	5	0	\$0.00	\$0.00	\$0.00
Chelan	6	1	\$3,000.00	\$1,500.00	\$686.50
Clallam	8	5	\$250.00	\$0.00	\$0.00
Clark	30	5	\$1,700.00	\$300.00	\$0.00
Columbia	0	0	\$0.00	\$0.00	\$0.00
Cowlitz	14	6	\$300.00	\$0.00	\$0.00
Douglas	0	0	\$0.00	\$0.00	\$0.00
Ferry	1	0	\$0.00	\$0.00	\$0.00
Franklin	9	8	\$63,050.00	\$0.00	\$0.00
Garfield	0	0	\$0.00	\$0.00	\$0.00
Grant	2	1	\$50.00	\$0.00	\$0.00
Grays Harbor	9	1	\$1,500.00	\$5,335.75	\$5,723.13
Island	2	2	\$100.00	\$0.00	\$0.00
Jefferson	1	0	\$0.00	\$0.00	\$0.00
King	251	64	\$112,000.00	\$319,708.49	\$148,654.87
Kitsap	15	5	\$8,150.00	\$0.00	\$0.00

<sup>3</sup> Data from the Administrative Office of the Courts does not differentiate whether a particular case is the first, second, third or subsequent offense. Second, third and subsequent offenses have greater criminal penalty fee amounts. The calculations for maximum possible fees assume that each case is a first offense for simplicity, but if any of these offenses is a second, third, or subsequent offense, the potential fee revenue would be even greater.

County	Arrests for applicable charges	Convictions for applicable charges	Maximum possible fees	Fees assessed	Fees collected
Kittitas	5	5	\$5,200.00	\$0.00	\$0.00
Klickitat	0	0	\$0.00	\$0.00	\$0.00
Lewis	3	2	\$100.00	\$0.00	\$0.00
Lincoln	0	0	\$0.00	\$0.00	\$0.00
Mason	2	3	\$150.00	\$0.00	\$0.00
Okanogan	11	1	\$50.00	\$0.00	\$17.00
Pacific	2	0	\$0.00	\$0.00	\$0.00
Pend Oreille	0	0	\$0.00	\$0.00	\$0.00
Pierce	36	26	\$35,650.00	\$3,050.00	\$1,648.49
San Juan	2	0	\$0.00	\$50.00	\$0.00
Skagit	29	5	\$250.00	\$0.00	\$0.00
Skamania	2	1	\$50.00	\$0.00	\$0.00
Snohomish	56	12	\$3,550.00	\$16.66	\$0.00
Spokane	90	21	\$31,950.00	\$50.00	\$50.00
Stevens	1	0	\$0.00	\$0.00	\$0.00
Thurston	19	4	\$10,150.00	\$0.00	\$0.00
Wahkiakum	0	0	\$0.00	\$0.00	\$0.00
Walla Walla	5	1	\$50.00	\$0.00	\$0.00
Whatcom	8	4	\$200.00	\$0.00	\$0.00
Whitman	1	0	\$0.00	\$0.00	\$23.22
Yakima	30	14	\$3,650.00	\$4,750.00	\$3,000.00
<b>TOTAL</b>	<b>660</b>	<b>198</b>	<b>\$281,150.00</b>	<b>\$334,760.90</b>	<b>\$159,803.21</b>

The total amount of potential fees is determined by calculating the convictions for each crime category. Table 3 illustrates the total amount of potential fees compared to the actual amount the courts levied over the eight years that the fees have been in effect.

**Table 3: Amounts levied compared to potential fees, state fiscal year 2014 - 2021**



Sources: Administrative Office of the Courts, Washington State Patrol, King County Superior Court and Seattle Municipal Court.

## Background on fees and payments

Many individuals convicted of crimes do not pay fees all at once. Instead, many enter into a payment plan with the court. When a court clerk assesses fees or fines, they utilize the appropriate existing accounts receivable code in either the Legacy or Odyssey system. (The AOC configures the accounts receivable codes for both the systems.) When payment is received, the system automatically applies the payment in the priority sequence built into the accounts receivable code already assessed to the case. Therefore, revenue from fees can be greater during a given year than the fees assessed, as defendants gradually pay off their penalties.

The Administrative Office of the Courts (AOC) establishes new codes in JIS and Odyssey and informs courts about which codes to use. AOC codes data in these systems to the fund account rather than the statute applicable to the crime. As a result, it is impossible to separate the funds collected by the offense committed.

Once court clerks receive the revenue and allocate it to a code, the city or county treasurer is responsible for establishing an account for the monies. Some cities contract with their county to act as treasurer for the jurisdiction. Then, the jurisdiction must decide which department, office or official is responsible for deciding

how to spend the funds, allocating the amounts according to the guidelines established by the Legislature, and ensuring that the quarterly reports are sent to Commerce.

The Washington State Patrol (WSP) maintains data by county on the number of arrests and convictions for all crimes in Washington. However, some cities, notably Seattle, have municipal codes used for misdemeanor offenses and effectively replace the applicable state statute for that crime in the city's data system. Therefore, the researchers for this report obtained data on arrests, cases and convictions for crimes committed within the city of Seattle from the Seattle Municipal Court. Because the applicable crimes include both misdemeanors and felonies, the courts impacted include municipal and district courts (known as courts of limited jurisdiction) and superior courts, which hear serious felonies.

Certain courts, including the Seattle Municipal Court, do not use JIS or Odyssey. Additionally, some municipal courts contract with their county district courts to collect fees on their behalf. For instance, King County District Court contracts with Auburn, Beaux Arts, Bellevue, Burien, Carnation, Covington, Duvall, Kenmore, Redmond, Sammamish, Shoreline, Skykomish and Woodinville. Therefore, the information on fees collected and assessed by those cities is merged with the data for King County District Court.

## Crime rates

In state fiscal year 2021, law enforcement officers made 35% fewer arrests for sexual exploitation crimes compared to state fiscal year 2020. The number of convictions between state fiscal year 2020 (239) and state fiscal year 2021 (198) also declined by 17%. Table 4 lists the number of arrests, cases and convictions for these crimes. The table also includes the crime of trafficking, which carries an additional \$10,000 penalty fee. However, the fee for trafficking is not subject to the same dispersal as the crimes specified under RCW 9.68A.105, RCW 9A.88.120, and RCW 9A.88.140.

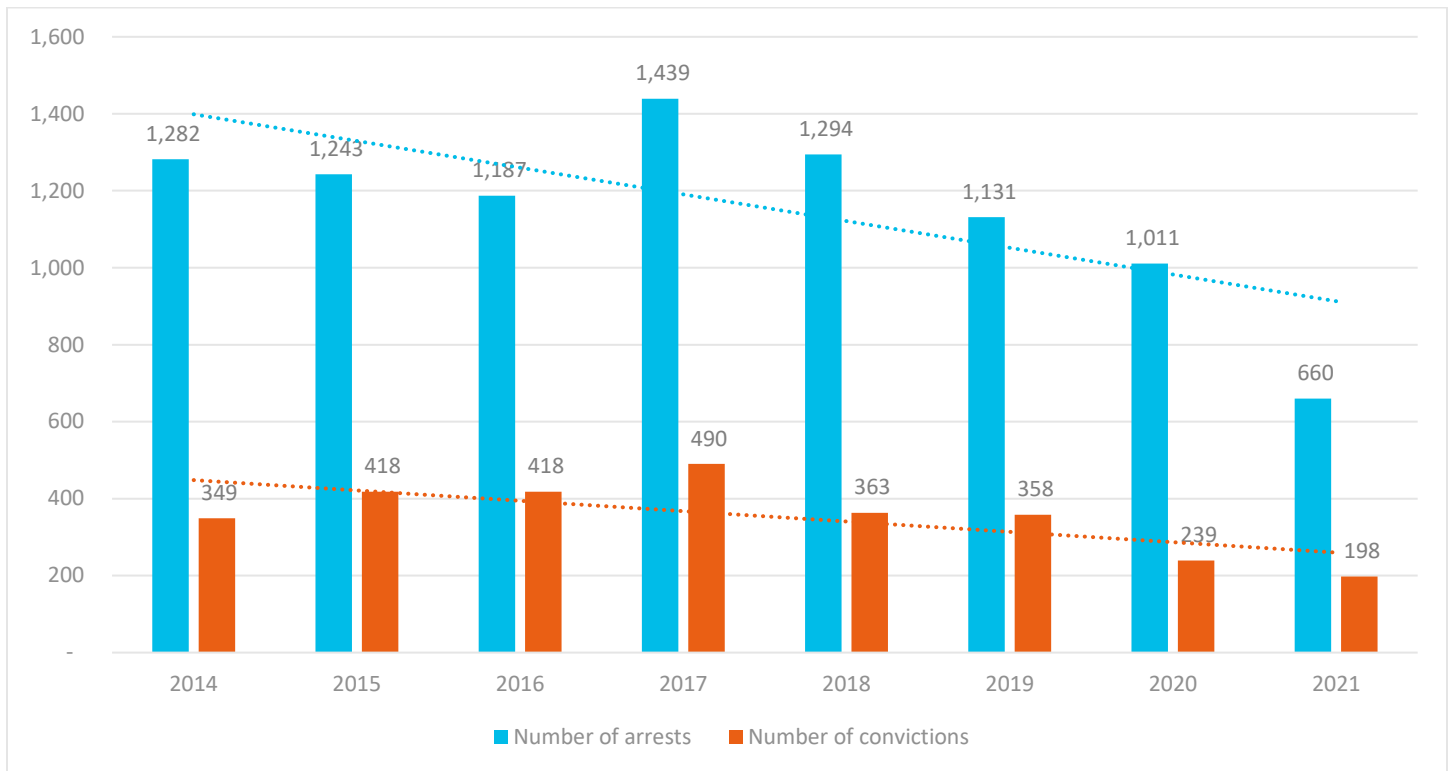
Table 4: Statewide arrests and convictions per crime - state fiscal year 2021

Statute	Charge	Number of arrests	Number of convictions
9.68A.100	Commercial sexual abuse of a minor	53	5
9.68A.101	Promoting commercial sexual abuse of a minor	10	0
9.68A.102	Promoting travel for commercial sexual abuse of a minor	1	0
9.68A.103	Permitting commercial sexual abuse of a minor	1	0
9A. 40.100	Trafficking	21	9
9A.88.010	Indecent exposure	391	117
9A.88.030	Prostitution	38	6
9A.88.070	Promoting prostitution in the first degree	22	9
9A.88.080	Promoting prostitution in the second degree	38	38
9A.88.085	Promoting travel for prostitution (vehicle impoundment)	0	2
9A.88.090	Permitting prostitution	0	1
9A.88.110	Patronizing a prostitute	85	11
<b>TOTAL</b>		<b>660</b>	<b>198</b>

Source: The Washington State Patrol provided data on statewide arrests and convictions

The relatively high number of arrests for trafficking – 21 – compared to nine convictions suggest that many of these cases are instead prosecuted for the lesser charge of promoting prostitution. In addition, if an investigation reveals that the victim(s) was underage, the prosecutor may elect to press a felony charge of commercial sexual abuse of a minor instead of a trafficking charge. Finally, an arrest made in one year can lead to a case that takes more than a year to prosecute and resolve, explaining why some charges have fewer arrests than convictions.

Table 5: Statewide totals of arrests and convictions - 2014 through 2021



Source: The Washington State Patrol provided data on statewide arrests and convictions

Commerce started tracking statewide arrests and convictions for these crimes in 2014. Since then, there has been a steady decrease in both arrests and convictions. However, the year 2017 was an outlier.

# How jurisdictions reported expending the funds

## Overview

In state fiscal year 2021, 53 courts in Washington handed down convictions for crimes with the additional penalty fee. Of these, 17 courts (32%) assessed the statutorily-required fees. Of the 14 courts that collected revenue, 10 courts both levied and collected revenue towards payment of the fees in state fiscal year 2021. The remaining four courts collected revenue but did not assess fees, which indicates the revenue was from persons convicted of crimes paying off fees levied in past years.

Three courts reported \$100 or less collected during state fiscal year 2021, and therefore were not surveyed. Researchers surveyed the remaining 11 jurisdictions through email and phone contacts to determine how cities and counties used the funds.

As in previous years, jurisdictions were provided with a chart ([Appendix A](#)) showing the relevant statutes and the statutory dispersal formula for the funds.

In most cases, it was necessary to speak with another department (such as the city or county treasurer, police department, or prosecutor's office) to learn whether the funds had been allocated, and if so, how they were spent.

Of the 11 courts contacted, nine responded to the survey. The following information lists how each jurisdiction described expending the funds.

## Reports by jurisdiction

### Aberdeen Municipal Court

Aberdeen received \$5,723 criminal penalty fee funds, which were entirely allocated to Beyond Survival, a sexual assault resource center and advocacy group in Grays Harbor County. These allocations fund prostitution prevention classes in Aberdeen.

### Auburn Municipal Court

The Auburn Municipal Court has not yet spent these funds and states that the funds are in its general fund balance.

### Bellevue Municipal Court

In Bellevue, \$7,150 was received and posted to the Prostitution Prevention accounts and \$1,830 was expended on VICE Training salary overtime costs in 2020.

### Chelan County District Court

The Chelan County Sheriff's Office spent no funds obtained from the fines.

## Des Moines Municipal Court

The municipal court spent \$700 on food and gas gift cards and \$1,905 on items for local organizations (as requested via an online wish list). The Des Moines Police Department has not yet utilized the allocated funds. The remaining funds were distributed as a grant to a local accountability program, in accordance with RCW 43.280.100.

## Kent Municipal Court

Kent Municipal Court both assessed and collected the second-highest amount of criminal penalty fees of any court statewide, with a total of \$85,750 assessed and \$55,851 collected. In October, Kent sent 50% of the fee revenue received to Kent Youth & Family Services to fund a commercial sexual exploitation of children advocate position (human trafficking advocate). Part of the remaining amount was spent on overtime for officers working on relevant sting operations. Due to restrictions on travel and group gatherings, police officers could not attend new trainings in the past year but plan to do so in the future.

## Seatac Municipal Court

The court has not yet spent these funds and states that they are in its general fund balance.

## Tukwila Municipal Court

The City of Tukwila spent \$23,681 from fee revenue in the past year. Approximately \$7,000 of these funds were spent on investigations and prevention efforts for commercial sexual abuse of a minor, indecent exposure, and patronizing a prostitute. The remaining funds were used to verify the addresses of registered sex offenders and kidnapers.

## Yakima Municipal Court

The Yakima Police Department spent \$6,696 of funds collected on operations targeting individuals attempting to patronize prostitutes. The remaining funds will be used for victims' services.



# Appendix A: Distribution of criminal penalty fees

## Trafficking, Prostitution, and Commercial Sexual Exploitation Crimes: Dispersal of Penalty Fines and Revenue from Seized Property under Washington State Statutes



Statute	Additional Penalty Amount	Statute Providing Additional Penalty	How Fines Must Be Used
9A.40.100 – Trafficking	\$10,000 (not deposited into PPIA)	9A.40.100	<p><b>Local Prevention Efforts and Victims' Services:</b> At least 50 percent of the revenue must be spent on prevention, including education programs for offenders, such as john school, and rehabilitative services for victims, such as mental health and substance abuse counseling, parenting skills, training, housing relief, education, vocational training, drop-in centers, and employment counseling.</p> <p><b>Local Law Enforcement:</b> Up to 48 percent must be used for local efforts to reduce the commercial sale of sex including, but not limited to, increasing enforcement of commercial sex laws.</p> <p><b>Prostitution Prevention and Intervention Account (PPIA):</b> Two percent of the revenue shall be remitted quarterly to the Dept. of Commerce, together with a report detailing the fines assessed, the revenue received, and how that revenue was spent. (Does not apply to 9A.40.100, Trafficking.)</p>
9.68A.100 – Commercial sexual abuse of a minor (CSAM)	\$5,000	9.68A.105	
9.68A.101 – Promoting CSAM			
9.68A.102 – Promoting travel for CSAM			
9.68A.106 – Internet advertisement related to CSAM	\$5,000 (all deposited to PPIA)	9.68A.106	
9A.88.010 – Indecent exposure	\$50	9A.88.120	
9A.88.030 – Prostitution	\$50		
9A.88.090 – Permitting prostitution	\$1,500 for 1 <sup>st</sup> offense \$2,500 for 2 <sup>nd</sup> offense		
9A.88.110 – Patronizing a prostitute	\$5,000 for 3 <sup>rd</sup> or greater offense		
9A.88.070 – Promoting prostitution in the 1 <sup>st</sup> degree	\$3,000 for 1 <sup>st</sup> offense \$6,000 for 2 <sup>nd</sup> offense		
9A.88.080 – Promoting prostitution in the 2 <sup>nd</sup> degree	\$10,000 for 3 <sup>rd</sup> or greater offense		
9A.88.140 – Vehicle impoundment fine: 9A.88.110 – Patronizing a prostitute 9A.88.070 – Promoting Prostitution in the 1 <sup>st</sup> degree 9A.88.080 – Promoting Prostitution in the 2 <sup>nd</sup> degree 9A.88.085 – Promoting travel for prostitution	\$500	9A.88.140	
9A.88.140 – Vehicle impoundment fine: 9.68A.100 – CSAM 9.68A.101 – Promoting CSAM 9.68A.102 – Promoting travel for CSAM	\$2,500		
<b>Statute</b>	<b>How Proceeds Must Be Used (effective June 12, 2014)</b>		
<b>Proceeds from seized property:</b> 9.68A.120 – Child pornography 9.68A.100 – CSAM 9.68A.101 – Promoting CSAM 9A.88.070 – Promoting prostitution in the 1 <sup>st</sup> degree	<b>Dispersal of Proceeds from Seized Property:</b> 90% shall be used by the seizing law enforcement agency for the expenses of the investigation and seizure. Remaining funds shall be used to enforce the provisions of 9A.88 RCW or 9.68A RCW.  <b>Prostitution Prevention and Intervention Account:</b> By January 31st of each year, each seizing agency shall remit to the state treasurer 10% of the net proceeds of any property forfeited during the preceding calendar year. Money remitted shall be deposited in the Prostitution Prevention and Intervention Account, managed by the Dept. of Commerce.		

## Appendix B: Courts with convictions for applicable charges

Court	County	Convictions	Fees assessed	Fees collected
ABERDEEN MUNICIPAL COURT	Grays Harbor	1	\$5,335.75	\$5,723.13
ASOTIN COUNTY SUPERIOR COURT	Asotin	1	\$0.00	\$0.00
AUBURN MUNICIPAL COURT	King	0	\$0.00	\$1,893.36
BELLEVUE MUNICIPAL COURT	King	0	\$1,500.00	\$7,660.00
BELLINGHAM MUNICIPAL COURT	Whatcom	3	\$0.00	\$0.00
BOTHELL MUNICIPAL COURT	King	1	\$0.00	\$0.00
BREMERTON MUNICIPAL COURT	Kitsap	1	\$0.00	\$0.00
CENTRALIA MUNICIPAL COURT	Lewis	1	\$0.00	\$0.00
CHELAN COUNTY DISTRICT COURT	Chelan	0	\$1,500.00	\$686.50
CHENEY MUNICIPAL COURT	Spokane	1	\$50.00	\$50.00
CLALLAM COUNTY DISTRICT COURT NO 1	Clallam	5	\$0.00	\$0.00
CLARK COUNTY DISTRICT COURT	Clark	3	\$300.00	\$0.00
CLARK COUNTY SUPERIOR COURT	Clark	2	\$0.00	\$0.00
COVINGTON MUNICIPAL COURT	King	0	\$16.50	\$0.00
COWLITZ COUNTY DISTRICT COURT	Cowlitz	2	\$0.00	\$0.00
COWLITZ COUNTY SUPERIOR COURT	Cowlitz	4	\$0.00	\$0.00
DES MOINES MUNICIPAL COURT	King	1	\$7,000.00	\$13,665.00
EVERGREEN DISTRICT COURT	Snohomish	2	\$0.00	\$0.00
FEDERAL WAY MUNICIPAL COURT	King	0	\$0.00	\$0.00
FIFE MUNICIPAL COURT	Pierce	0	\$50.00	\$0.00

Court	County	Convictions	Fees assessed	Fees collected
FRANKLIN COUNTY DISTRICT COURT	Franklin	1	\$0.00	\$0.00
FRANKLIN COUNTY SUPERIOR COURT	Franklin	7	\$0.00	\$0.00
GRANT COUNTY DISTRICT COURT	Grant	1	\$0.00	\$0.00
ISLAND COUNTY DISTRICT COURT	Island	2	\$0.00	\$0.00
KENT MUNICIPAL COURT	King	4	\$85,750.00	\$55,850.59
KING COUNTY DISTRICT COURT	King	5	\$16.50	-\$33.50
KING COUNTY SUPERIOR COURT	King	49	\$207,375.49	\$60,012.82
KITSAP COUNTY SUPERIOR COURT	Kitsap	4	\$0.00	\$0.00
KITTITAS COUNTY SUPERIOR COURT	Kittitas	1	\$0.00	\$0.00
LAKEWOOD MUNICIPAL COURT	Pierce	1	\$0.00	\$0.00
LEWIS COUNTY SUPERIOR COURT	Lewis	1	\$0.00	\$0.00
LOWER KITTITAS COUNTY DISTRICT COURT	Kittitas	3	\$0.00	\$0.00
LYNNWOOD MUNICIPAL COURT	Snohomish	2	\$0.00	\$0.00
MARYSVILLE MUNICIPAL COURT	Snohomish	2	\$16.66	\$0.00
MASON CO. SUPERIOR COURT SHELTON	Mason	1	\$0.00	\$0.00
MASON COUNTY DISTRICT COURT	Mason	1	\$0.00	\$0.00
MERCER ISLAND MUNICIPAL COURT	King	1	\$0.00	\$0.00
MOUNT VERNON MUNICIPAL COURT	Skagit	1	\$0.00	\$0.00
OKANOGAN COUNTY DISTRICT COURT	Okanogan	1	\$0.00	\$17.00
PIERCE COUNTY SUPERIOR COURT	Pierce	21	\$3,000.00	\$1,648.49
PUYALLUP MUNICIPAL COURT	Pierce	3	\$0.00	\$0.00
REDMOND MUNICIPAL COURT	King	0	\$50.00	\$0.00

Court	County	Convictions	Fees assessed	Fees collected
RENTON MUNICIPAL COURT	King	2	\$0.00	\$0.00
SAN JUAN DISTRICT COURT	San	0	\$50.00	\$0.00
SEATAC MUNICIPAL COURT	King	1	\$18,000.00	\$8,106.60
SEATTLE MUNICIPAL COURT	King	0	\$0.00	\$0.00
SHELTON MUNICIPAL COURT	Mason	1	\$0.00	\$0.00
SKAGIT COUNTY SUPERIOR COURT	Skagit	4	\$0.00	\$0.00
SKAMANIA COUNTY SUPERIOR COURT	Skamania	1	\$0.00	\$0.00
SNOHOMISH COUNTY DISTRICT COURT EVERETT	Snohomish	1	\$0.00	\$0.00
SNOHOMISH COUNTY SOUTH DISTRICT COURT	Snohomish	2	\$0.00	\$0.00
SNOHOMISH COUNTY SUPERIOR COURT	Snohomish	3	\$0.00	\$0.00
SPOKANE COUNTY SUPERIOR COURT	Spokane	20	\$0.00	\$0.00
SUPERIOR COURT WENATCHEE	Chelan	1	\$0.00	\$0.00
TACOMA MUNICIPAL COURT	Pierce	1	\$0.00	\$0.00
THURSTON COUNTY SUPERIOR COURT	Thurston	4	\$0.00	\$0.00
TUKWILA MUNICIPAL COURT	King	0	\$0.00	\$1,500.00
UPPER KITTITAS COUNTY DISTRICT COURT	Kittitas	1	\$0.00	\$0.00
WALLA WALLA COUNTY DISTRICT COURT	Walla Walla	1	\$0.00	\$0.00
WHATCOM COUNTY SUPERIOR COURT	Whatcom	1	\$0.00	\$0.00
WHITMAN COUNTY DISTRICT COURT	Whitman	0	\$0.00	\$23.22
YAKIMA COUNTY DISTRICT COURT	Yakima	1	\$0.00	\$0.00
YAKIMA COUNTY SUPERIOR COURT	Yakima	1	\$0.00	\$0.00

Court	County	Convictions	Fees assessed	Fees collected
YAKIMA MUNICIPAL COURT	Yakima	12	\$4,750.00	\$3,000.00
<b>TOTAL</b>	<b>64 Courts</b>	<b>198</b>	<b>\$334,760.90</b>	<b>\$159,803.21</b>

## Appendix C: King County's approach

Most of the arrests and convictions for the crime of patronizing a prostitute (RCW 9A.88.110) and commercial sexual abuse of a minor (RCW 9.68A.100) occur in King County. Several law enforcement agencies in King County, including Seattle, Kent, Bellevue, Des Moines and Renton police departments, have policies to actively pursue those who buy sexual encounters from adults or children.

In 2014, King County launched a new approach to reduce the demand for prostitution by working to change the attitudes and behaviors of people arrested for patronization. As a result, several law enforcement and prosecuting agencies within King County changed their emphasis to pursue the buyers of commercial sex and the people who facilitate sex trafficking. This approach is based on the reality that past practices of arresting and prosecuting people in prostitution were not making the community any safer. Rather, punishing prostituted people resulted in an ongoing cycle of prostitution-related crime and sex trafficking. Presently, law enforcement and prosecuting agencies focus on punishing those seeking out and facilitating the illegal interaction – the sex buyers, promoters and traffickers.

Sex trafficking is a crime that disproportionately targets vulnerable youth across Washington state, including victims of child sexual abuse or youth in the foster care system. In addition, the crime disproportionately harms youth from marginalized racial backgrounds and sexual identities. Human traffickers and sex buyers exploit the vulnerabilities of youth by involving them in the sex trade. Across the U.S., the typical age of entry of youth coerced into the sex trade is 13 to 15 years old. In 2018, almost 200 youth between ages 11-24 were referred to services for youth experiencing commercial sexual exploitation in King County. Of those youth referred, 20% were between the ages of 11 and 14. These children and young adults experience repeated rapes, abuse, and other forms of violence at the hands of sex buyers and traffickers.

All through the process, these trafficking victims face many barriers to escaping prostitution. Therefore, King County's approach emphasizes the prosecution of sex buyers and traffickers and connecting prostituted people to services. Program leaders state that a reduction in demand will decrease harm to prostituted people, reduce buyers' self-destructive behaviors and curb sex trafficking.

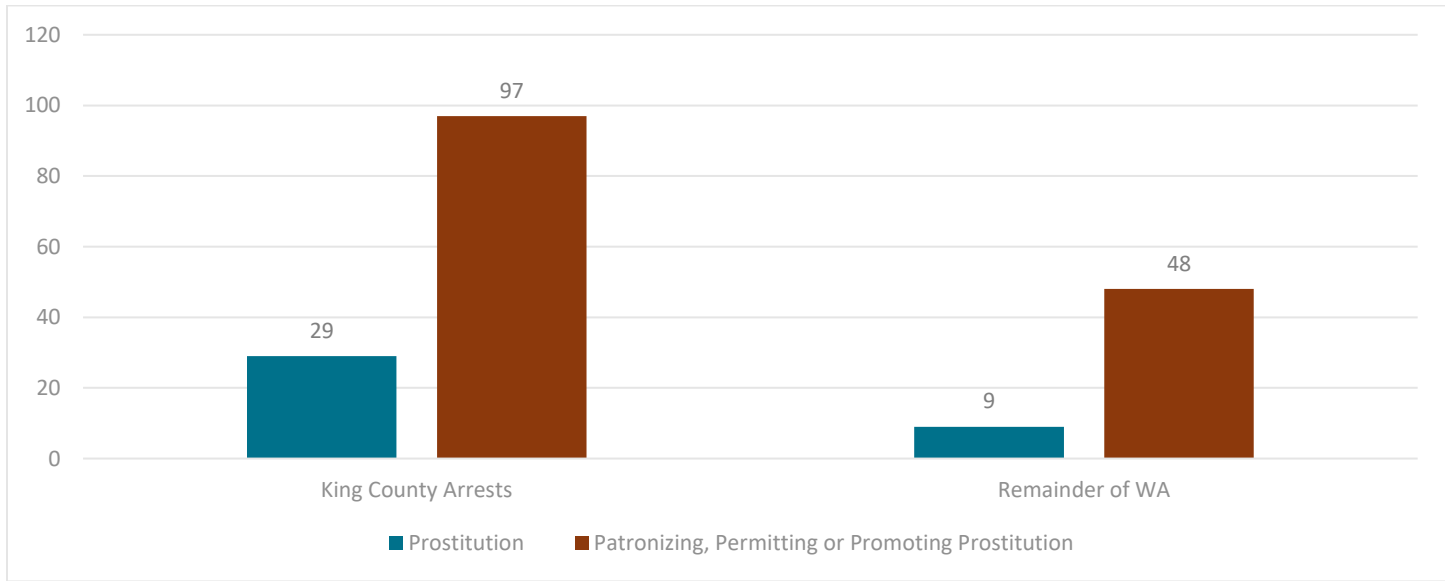
Over the past several years, the Ending Exploitation Collaborative (EEC) in King County marshaled a cross-sector transformation toward diverting victims of sexual exploitation to services and holding sex buyers accountable. The EEC is a partnership of the Organization for Prostitution Survivors, the Washington State Attorney General's Office, the King County Prosecuting Attorney's Office, Seattle Against Slavery, Businesses Ending Slavery and Trafficking, and the Center for Child and Youth Justice.

The EEC has changed norms and practices across sectors to confront the demand for commercial sex. For example, traffickers and sex buyers in King County are being arrested and prosecuted through pioneering approaches recognized around the country. Following conviction, sex buyers in King County are required to complete an innovative and successful education program called "Stopping Sexual Exploitation." This program is based on social justice and personal transformation principles and is designed to help men<sup>4</sup> understand their behavior and promote their own decisions not to buy sex. In addition, a significant portion of the buyer education program's fees and the statutorily mandated fines assessed from buyers are directed to increase services that help victims of sex trafficking and sexual exploitation, including housing, treatment, and employment training.

The EEC also seeks to shift norms and practices by youth and adults through education and targeted interventions because of its belief that broader cultural and institutional norms influence the individual choice to buy sex. The EEC provides prevention education for youth in schools and adults at their place of work. Because research indicates that 13% of calls to solicit sex originate from local businesses and a peak time to solicit sex online is 2 p.m., employers have played an important role in educating employees and preventing illegal activity through the workplace.

Tables 6 and 7 illustrate how King County's arrests and convictions compare to the numbers in the rest of the state.

**Table 6: Arrests for patronization and prostitution crimes - state fiscal year 2021**



<sup>4</sup> While some programs may focus on male buyers, it is important to note that not all buyers are men, just as not all victims of sexual exploitation are women.

Table 7: Convictions for patronization and prostitution crimes - state fiscal year 2021

